

PRODUCT DESCRIPTION

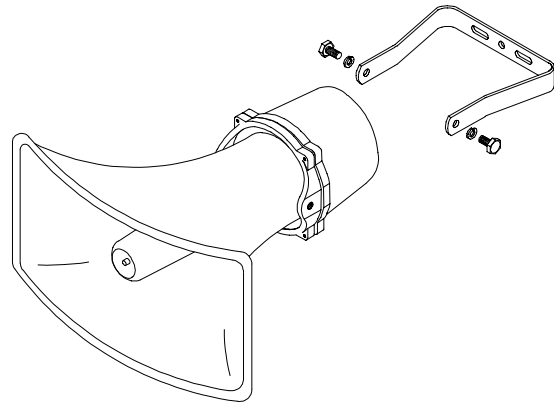
Model WS100CH, SPEAKER ASSEMBLY

Part # 01-1461900-00
Doc. # 04-0113170-00

GENERAL-

Whelen Model WS100CH is a 100 watt speaker assembly intended for use in personnel warning applications, where weather-proof or rugged installation is required.

The speaker flare is made from fiberglass, with a spun aluminum re-entrant section. A cast aluminum housing provides a protective, weather-proof enclosure for the driver and wiring terminals. The housing includes a tapped hole for a 1/2" NPT fitting. A heavy duty, painted steel mounting bracket allows the installer to position the speaker in a number of different ways.



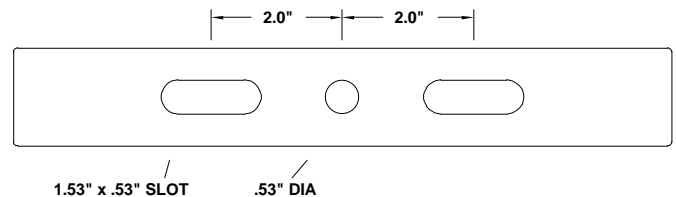
INSTALLATION-

Determine the location of the speaker. Mount to a rigid structure, using the supplied mounting bracket. The bracket dimensions are shown in the detail drawing. Position the speaker as required. Do not position the speaker pointing upward, if there is a possibility of filling with water.

Remove the four Phillips Head # 8-32 screws and the 3" x 4" Access Plate on the back of the cast housing. Install the speaker audio wires into the housing via the 1/2" NPT through hole, using the appropriate hardware. Typically, 1/2" conduit is used. Using wire nuts, connect the speaker audio wires to the speaker

wires. The red wire is speaker driver (+) and the black wire is speaker driver (-).

Re-install the Access Plate.



Mounting Bracket Detail

PIONEERS IN WARNING SIGNALS
WHELEN®
ENGINEERING COMPANY, INC.
Route 145, Winthrop Rd., Chester, CT 06412-0684
Tel.: (800) 63 SIREN • Fax: (860) 526-4784

Dimensions

Height: 12" (30.4 cm)
 Width: 22" (55.8 cm)
 Depth: 23" (58.3 cm)
 Weight: 26 lbs. (11.8 kg)

Finish

Speaker: Black
 Housing: Natural Aluminum

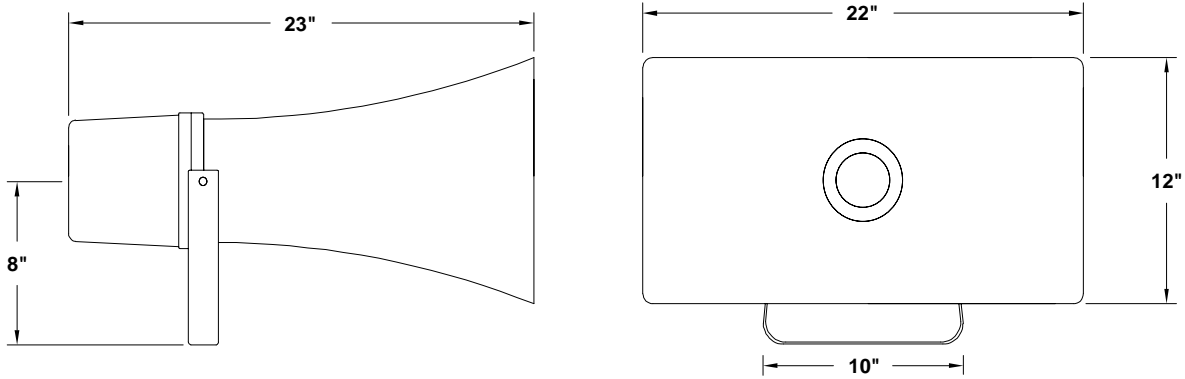
Performance

SPL: 126 dbA (at 4 ft., 500 Hz)
 Dispersion: 120° x 60°

Connections

Wire	Signal Name
Red	Speaker Driver +
Black	Speaker Driver -

Typically wire nuts.



DIMENSIONS

- Notes:
1. Not for use in classified areas.
 2. SPL (Sound Pressure Level) readings are +/- 2 dbA.
 3. Measurement based on Whelen Amplifier 01-0285564-00C.

PIONEERS IN WARNING SIGNALS
WHELEN®
 ENGINEERING COMPANY, INC.
 Route 145, Winthrop Rd., Chester, CT 06412-0684
 Tel.: (800) 63 SIREN • Fax: (860) 526-4784