

## PRODUCT DESCRIPTION

### Model WS60, SPEAKER ASSEMBLY

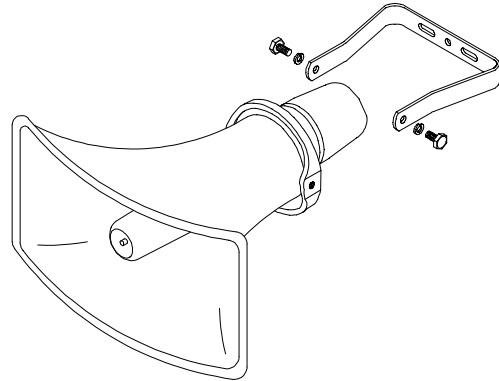
Part # 01C1461897-00

Doc. # 04-0113174-00

#### GENERAL-

Whelen Model WS60 is a 60 watt speaker assembly intended for use in indoor personnel warning applications, where high sound level output is required.

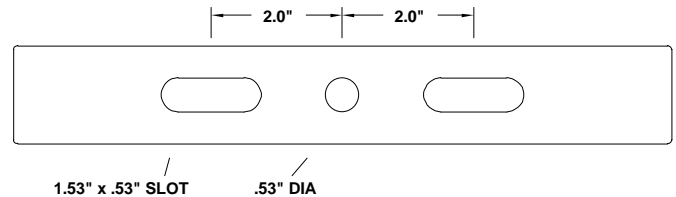
The speaker flare is made from fiberglass, with a spun aluminum re-entrant section. A speaker driver, with wire leads, is assembled to the speaker. A heavy duty, painted steel mounting bracket allows the installer to position the speaker in a number of different ways.



#### INSTALLATION-

Determine the location of the speaker. Mount to a rigid structure, using the supplied mounting bracket. The bracket dimensions are shown in the detail drawing. Position the speaker as required. Do not position the speaker pointing upward, if there is a possibility of filling with water.

Speaker connections are made by removing the plastic cover and connecting one audio wire to the “-” terminal and the other audio wire to the “+” terminal.



Mounting Bracket Detail

PIONEERS IN WARNING SIGNALS  
**WHELEN**®  
ENGINEERING COMPANY  
Route 145, Winthrop Rd., Chester, CT 06412-0684  
Tel.: (800) 63 SIREN • Fax: (860) 526-4784

**Dimensions**

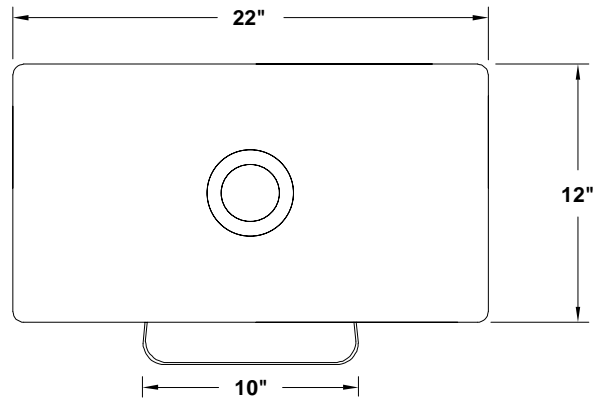
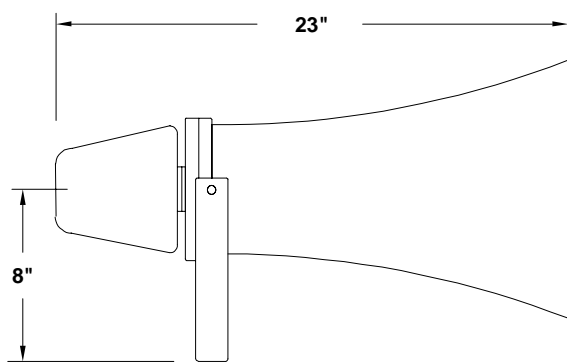
Height: 12" (30.4 cm)  
Width: 22" (55.8 cm)  
Depth: 23" (58.3 cm)  
Weight: 20 lbs. (9.05 kg)

**Finish**

Speaker: Black

**Performance**

SPL: 60W 124 dbA (at 4 ft., 500 Hz)  
Dispersion: 120° x 60°



**DIMENSIONS**

- Notes:
- 1. Not for use in classified areas.
  - 2. SPL (Sound Pressure Level) readings are +/- 2 dbA.
  - 3. Sound measurement based on Whelen Amplifier 01-0285564-00C.

PIONEERS IN WARNING SIGNALS  
**WHELEN**®  
ENGINEERING COMPANY  
Route 145, Winthrop Rd., Chester, CT 06412-0684  
Tel.: (800) 63 SIREN • Fax: (860) 526-4784