

WHELEN[®]

ENGINEERING COMPANY INC.

51 Winthrop Road
Chester, Connecticut 06412-0684

Phone: (860) 526-9504

Fax: (860) 526-4078

Internet: www.whelen.com

Sales e-mail: autosale@whelen.com

Canadian Sales e-mail: autocan@whelen.com

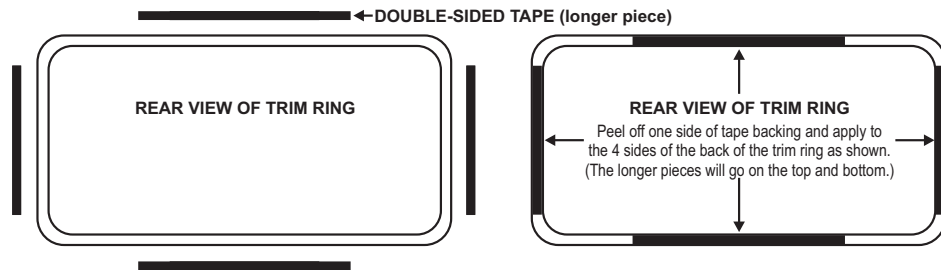
Customer Service e-mail: custserv@whelen.com

Installation Guide: Flange Covers for 835, 508 & 810 Series Lightheads

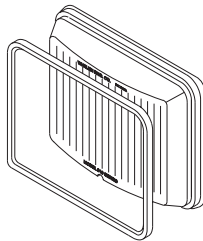
Mounting:

First clean all mounting surfaces with isopropyl alcohol. Now expose one side of the double stick tape supplied and apply it to the 4 sides of the existing flange as shown below. **NOTE:** For the 835 Series you will need to trim 2 of the pieces of tape to fit.

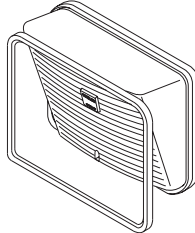
WARNING: After Installation, the outer surfaces of this product may be cleaned with mild soap and water. Use of any other chemicals may void product warranty. Do not use a pressure washer.



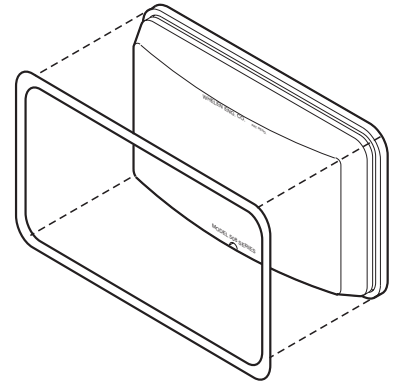
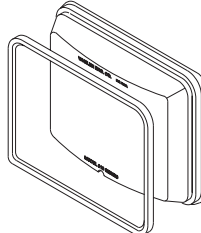
810 SERIES DUAL HALOGEN



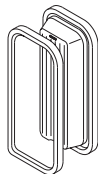
810 SERIES SCENELIGHT



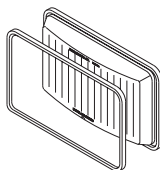
810 SERIES LINEAR STROBE



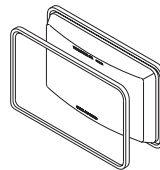
835 SERIES HALOGEN



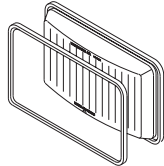
508 SERIES DUAL HALOGEN WARNING



508 SERIES LINEAR STROBE

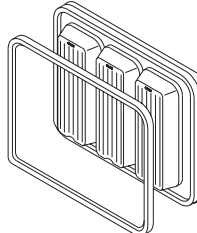


508 SERIES HALOGEN WARNING



Also available
for these other
WHELEN models

810 SERIES TRIPLE HALOGEN



For warranty information regarding this product, visit www.whelen.com/warranty