

# WHELEN<sup>®</sup>

ENGINEERING COMPANY INC.

Route 145, Winthrop Road,

Chester, Connecticut 06412

Phone: (860) 526-9504

Fax: (860) 526-4078

Internet: [www.whelen.com](http://www.whelen.com)

Sales e-mail: [autosale@whelen.com](mailto:autosale@whelen.com)

Canadian Sales e-mail: [autocan@whelen.com](mailto:autocan@whelen.com)

Customer Service e-mail: [custserv@whelen.com](mailto:custserv@whelen.com)

**System Overview**  
**Illinois DOT System Model:**  
**ILDOTS3K (01-0617049-01)**

## Safety First

This document provides all the necessary information to allow your Whelen product to be properly and safely installed. Before beginning the installation and/or operation of your new product, the installation technician and operator must read this manual completely. Important information is contained herein that could prevent serious injury or damage.

- **Proper installation of this product requires the installer to have a good understanding of automotive electronics, systems and procedures.**
- **If mounting this product requires drilling holes, the installer MUST be sure that no vehicle components or other vital parts could be damaged by the drilling process. Check both sides of the mounting surface before drilling begins. Also de-burr any holes and remove any metal shards or remnants. Install grommets into all wire passage holes.**
- **If this manual states that this product may be mounted with suction cups, magnets, tape or Velcro™, clean the mounting surface with a 50/50 mix of isopropyl alcohol and water and dry thoroughly.**
- **Do not install this product or route any wires in the deployment area of your air bag. Equipment mounted or located in the air bag deployment area will damage or reduce the effectiveness of the air bag, or become a projectile that could cause serious personal injury or death. Refer to your vehicle owners manual for the air bag deployment area. The User/Installer assumes full responsibility to determine proper mounting location, based on providing ultimate safety to all passengers inside the vehicle.**
- **For this product to operate at optimum efficiency, a good electrical connection to chassis ground must be made. The recommended procedure requires the product ground wire to be connected directly to the NEGATIVE (-) battery post.**
- **If this product uses a remote device to activate or control this product, make sure that this control is located in an area that allows both the vehicle and the control to be operated safely in any driving condition.**
- **Do not attempt to activate or control this device in a hazardous driving situation.**
- **If this product contains strobe light(s), halogen light(s) or high-intensity LEDs, do not stare directly into these lights at a close distance. Momentary blindness and/or eye damage could result.**
- **Use only soap and water to clean the outer lens. Use of other chemicals could result in premature lens cracking (crazing) and discoloration. Lens in this condition have significantly reduced effectiveness and should be replaced immediately. Inspect and operate this product regularly to confirm its proper operation and mounting condition. Do not use a pressure washer to clean this product.**
- **It is recommended that these instructions be stored in a safe place and referred to when performing maintenance and/or reinstallation of this product.**
- **FAILURE TO FOLLOW THESE SAFETY PRECAUTIONS AND INSTRUCTIONS COULD RESULT IN DAMAGE TO THE PRODUCT OR VEHICLE AND/OR SERIOUS INJURY TO YOU AND YOUR PASSENGERS!**

**For warranty information regarding this product, visit [www.whelen.com/warranty](http://www.whelen.com/warranty)**

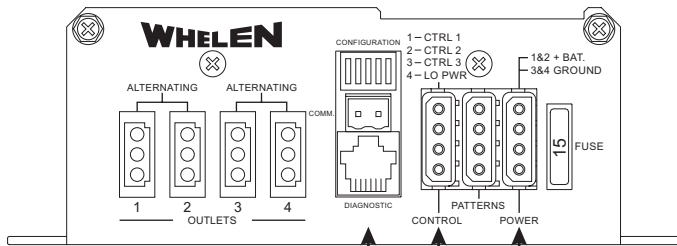
## **WARNING!**

**DISCONNECTING THE VEHICLE BRAKE LAMP CIRCUIT USING ANY SIRENS WITH RELAY OUTPUTS OR SWITCH CONTROLLERS COULD CAUSE VEHICLE OR PROPERTY DAMAGE, SERIOUS INJURY OR EVEN DEATH.**

**DISABLING THIS CIRCUIT IS A VIOLATION OF THE FEDERAL MOTOR VEHICLE SAFETY STANDARD FOR THE THIRD BRAKE LIGHT, AS WELL AS REAR BRAKE LIGHTS.**

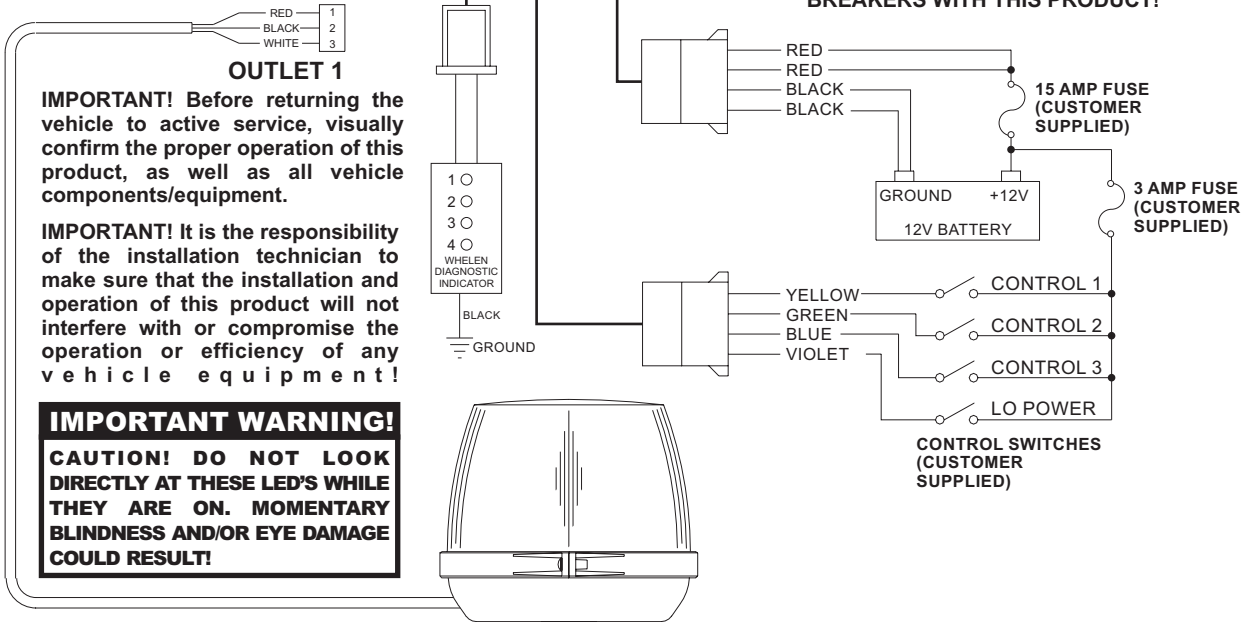
**FUNCTIONS THAT BLACK OUT THE REAR BRAKE LIGHTS (SOMETIMES CALLED “BRAKE LIGHT CUT OUT”) MAY INTERFERE WITH THE BRAKE SHIFT LOCK MECHANISM, AND CAUSE THE VEHICLE TO MOVE UNEXPECTEDLY AND DANGEROUSLY.**

**DISCONNECTING THE BRAKE LIGHTS IN ANY WAY IS AT YOUR OWN RISK AND IS NOT RECOMMENDED BY WHELEN.**

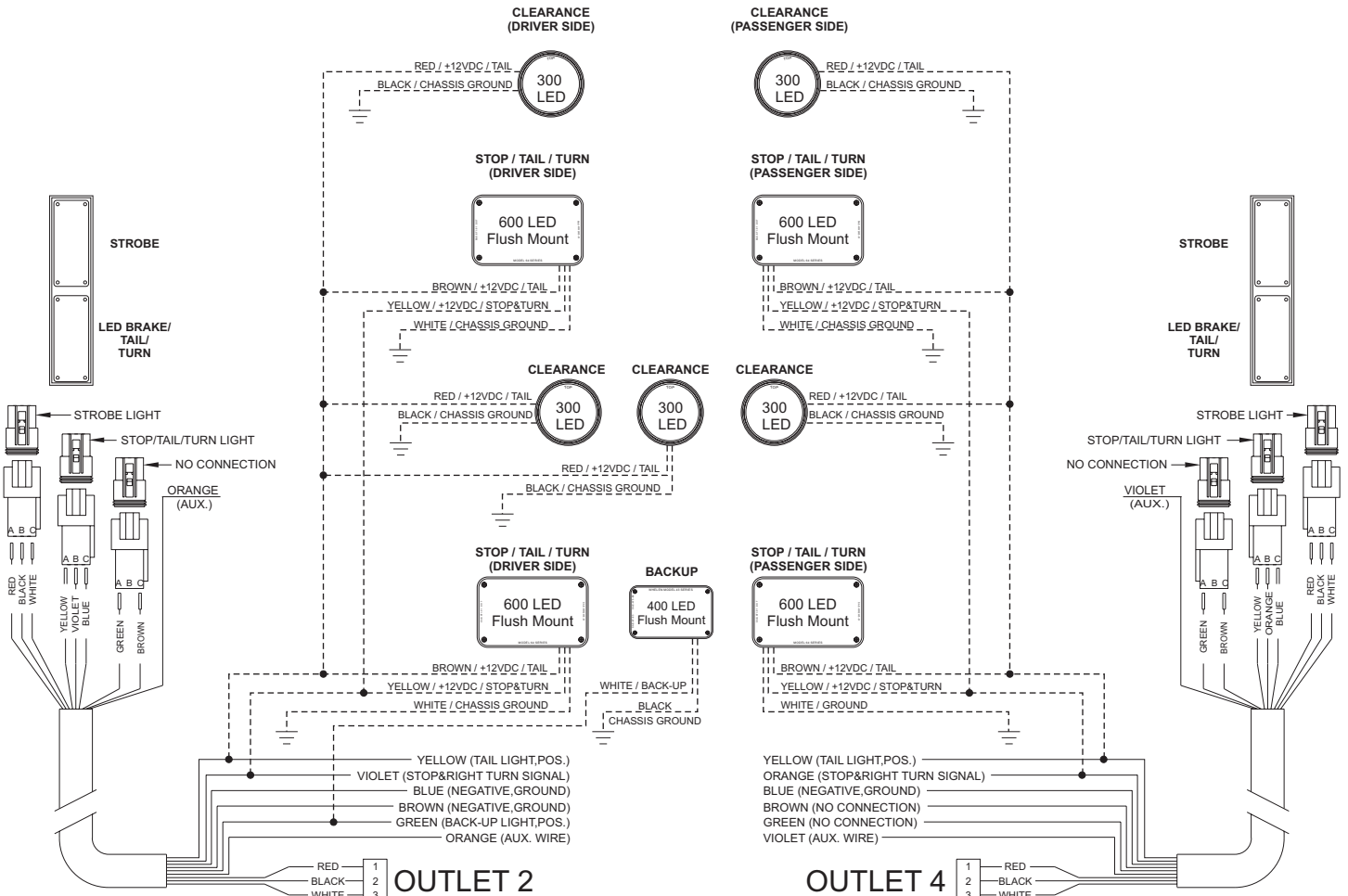


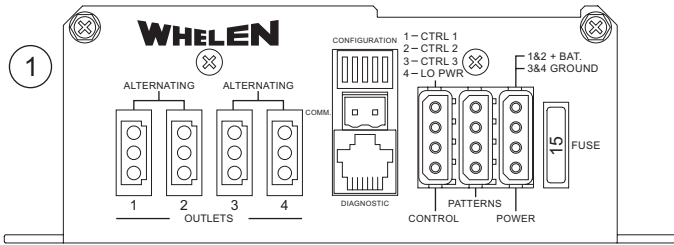
**WARNING:** The strobe light power supply is a high voltage device. Do not remove strobe tubes or dismantle strobe light head assemblies in the system while it is in operation. Wait 10 minutes after turning off power before starting work or any trouble shooting.

**WARNING:** All customer supplied wires that connect to the positive terminal of the battery must be sized to supply at least 125% of the maximum operating current and FUSED at the battery to carry that load. **DO NOT USE CIRCUIT BREAKERS WITH THIS PRODUCT!**



**Note:** All lighththead wires (----) are customer supplied





ITEM	QTY.	PART NUMBER	DESCRIPTION
	1	01-0617049-01	ILLINOIS DOT SYSTEM (MODEL ILDOTS3K)
1	1	01-0668156-00	ISP94 STROBE POWER SUPPLY
1a	A/R	01-0441720-00	4-LAMP DIAGNOSTIC INDICATOR
2	1	01-0680728-00	DOT6H 360 REMOTE STROBE BEACON
2a	A/R	68-2180347-10	DOME (AMBER, OPTIC)
2b	A/R	19-261465-00	CLAMP RING
2c	A/R	68-5981643-01	UPPER REFLECTOR
2d	A/R	68-2180412-30	INNER OPTIC LENS
2e	A/R	36-0361488-00	FLASH TUBE ASSEMBLY
2f	A/R	46-0040624-15	15' CABLE ASSEMBLY (W/CONNECTORS)
3	5	01-06631398RR	300-SERIES LED CLEARANCE LIGHT (RED)
3a	A/R	68-3983473-5S	300-SERIES LENS (RED, NON-OPTIC)
4	4	01-0683719BR0	600-SERIES LED BRAKE/TAIL/TURN LIGHT
4a	A/R	68-3183587-50	600-SERIES LENS (RED W/LIP)
5	2	01-0683776-AX	REAR LIGHT HEAD (AMBER STROBE/BRAKE LIGHT)
5a	A/R	02-0362641-01	700-SERIES STROBE REFLECTOR ASS'Y (DEUTSCH)
5b	A/R	68-3183573-15	700-SERIES LENS, AMBER
5c	A/R	02-038346115B	700-SERIES LED BRAKE/TAIL/TURN REFLECTOR
5d	A/R	68-3183573-5S	700-SERIES LENS (RED, NON-OPTIC)
5e	A/R	11-480519-000	"B"-STYLE STEEL HOUSING
6	3	01-06837597C0	400-SERIES LED BACK-UP LIGHT (WHITE)
6a	A/R	68-3183725-3S	400-SERIES LENS (CLEAR)
7	4	02-0262508-00	30/9 CONDUCTOR/DEUTSCH CABLE ASS'Y (DRIVER)
8	5	02-0262508-01	30/9 CONDUCTOR/DEUTSCH CABLE ASS'Y (PASSENGER)

