

WHELEN[®]

ENGINEERING COMPANY INC.

51 Winthrop Road
Chester, Connecticut 06412-0684
Phone: (860) 526-9504
Fax: (860) 526-4078
Internet: www.whelen.com
Sales e-mail: autosale@whelen.com
Canadian Sales e-mail: autocan@whelen.com
Customer Service e-mail: custserv@whelen.com

System Overview
New Hampshire DOT model:
43HNHDOT (01-1517354-65)

Safety First

This document provides all the necessary information to allow your Whelen product to be properly and safely installed. Before beginning the installation and/or operation of your new product, the installation technician and operator must read this manual completely. Important information is contained herein that could prevent serious injury or damage.

- **Proper installation of this product requires the installer to have a good understanding of automotive electronics, systems and procedures.**
- **If mounting this product requires drilling holes, the installer MUST be sure that no vehicle components or other vital parts could be damaged by the drilling process. Check both sides of the mounting surface before drilling begins. Also de-burr any holes and remove any metal shards or remnants. Install grommets into all wire passage holes.**
- **If this manual states that this product may be mounted with suction cups, magnets, tape or Velcro[®], clean the mounting surface with a 50/50 mix of isopropyl alcohol and water and dry thoroughly.**
- **Do not install this product or route any wires in the deployment area of your air bag. Equipment mounted or located in the air bag deployment area will damage or reduce the effectiveness of the air bag, or become a projectile that could cause serious personal injury or death. Refer to your vehicle owner's manual for the air bag deployment area. The User/Installer assumes full responsibility to determine proper mounting location, based on providing ultimate safety to all passengers inside the vehicle.**
- **For this product to operate at optimum efficiency, a good electrical connection to chassis ground must be made. The recommended procedure requires the product ground wire to be connected directly to the NEGATIVE (-) battery post.**
- **If this product uses a remote device to activate or control this product, make sure that this control is located in an area that allows both the vehicle and the control to be operated safely in any driving condition.**
- **Do not attempt to activate or control this device in a hazardous driving situation.**
- **If this product contains strobe light(s), halogen light(s) or high-intensity LEDs, do not stare directly into these lights at a close distance. Momentary blindness and/or eye damage could result.**
- **Use only soap and water to clean the outer lens. Use of other chemicals could result in premature lens cracking (crazing) and discoloration. Lens in this condition have significantly reduced effectiveness and should be replaced immediately. Inspect and operate this product regularly to confirm its proper operation and mounting condition. Do not use a pressure washer to clean this product.**
- **It is recommended that these instructions be stored in a safe place and referred to when performing maintenance and/or reinstallation of this product.**
- **FAILURE TO FOLLOW THESE SAFETY PRECAUTIONS AND INSTRUCTIONS COULD RESULT IN DAMAGE TO THE PRODUCT OR VEHICLE AND/OR SERIOUS INJURY TO YOU AND YOUR PASSENGERS!**

For warranty information regarding this product, visit www.whelen.com/warranty

NEW HAMPSHIRE DOT SYSTEM Model 43HNHDOT

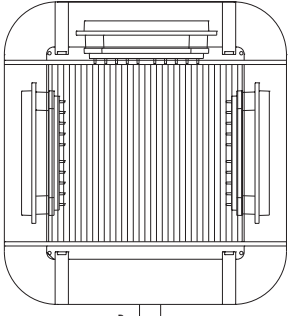
WARNING! All customer supplied wires that connect to the positive terminal of the battery must be sized to supply at least 125% of the maximum operating current and **FUSED** at the battery to carry the load. **DO NOT USE CIRCUIT BREAKERS WITH THIS PRODUCT!**

IMPORTANT! Before returning this vehicle to active service, visually confirm the proper operation of this product, as well as all vehicle components/equipment.

IMPORTANT WARNING!

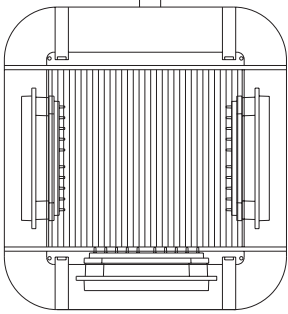
CAUTION! DO NOT LOOK DIRECTLY AT THESE LEDS WHILE THEY ARE ON. MOMENTARY BLINDNESS AND/OR EYE DAMAGE COULD RESULT!

3-LIGHT MICRO 400
PASSENGER SIDE
FRONT
(01-06842471A3
w/20' CABLE)



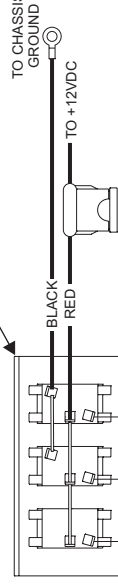
20'

3-LT. MICRO 400
DRIVER SIDE
FRONT
(01-06842471A3
w/20' CABLE)

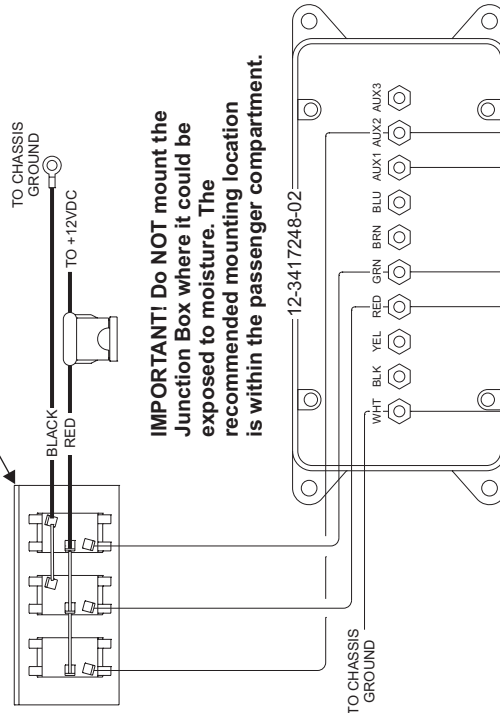


20'

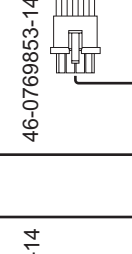
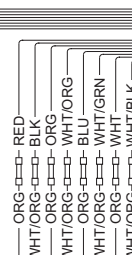
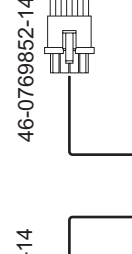
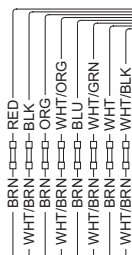
3 SWITCH ASSEMBLY
(REAR SHOWN)
02-0342974-00



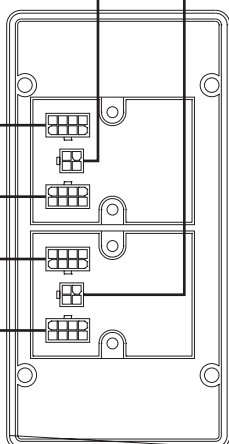
IMPORTANT! Do NOT mount the Junction Box where it could be exposed to moisture. The recommended mounting location is within the passenger compartment.



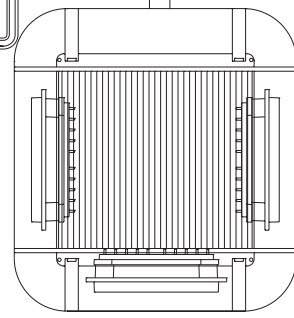
12-3417248-02



46-0743141-00



LED FLASHER
(01-0263945-07)



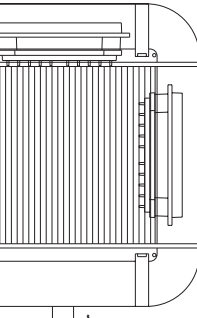
3-LIGHT MICRO 400
DRIVER SIDE
REAR
(01-06842471A3
w/50' CABLE*)

50'


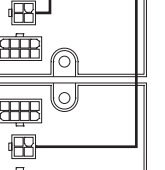
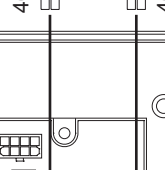
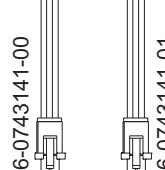
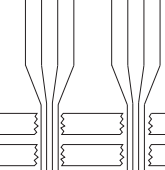
*Special Order

50'

*Special Order



3-LIGHT MICRO 400
PASSENGER SIDE
REAR
(01-06842471A3
w/50' CABLE*)



BLK - GROUND
RED - +12V
GRY - SYNC
VIO - LOW POWER

BLK - GROUND
GRN - +12V
GRY - SYNC
VIO - LOW POWER

BLK - GROUND
RED - +12V
GRY - SYNC
VIO - LOW POWER

BLK - GROUND
RED - +12V
GRY - SYNC
VIO - LOW POWER

BLK - GROUND
RED - +12V
GRY - SYNC
VIO - LOW POWER

BLK - GROUND
RED - +12V
GRY - SYNC
VIO - LOW POWER

BLK - GROUND
RED - +12V
GRY - SYNC
VIO - LOW POWER

BLK - GROUND
RED - +12V
GRY - SYNC
VIO - LOW POWER

BLK - GROUND
RED - +12V
GRY - SYNC
VIO - LOW POWER

TO CHASSIS GROUND

TO CHASSIS GROUND

TO CHASSIS GROUND

TO CHASSIS GROUND

TO CHASSIS GROUND

TO CHASSIS GROUND

TO CHASSIS GROUND

TO +12VDC

TO +12VDC

TO +12VDC

TO +12VDC

TO +12VDC

TO +12VDC

TO CHASSIS GROUND

TO CHASSIS GROUND

TO CHASSIS GROUND

TO CHASSIS GROUND

TO CHASSIS GROUND

TO CHASSIS GROUND

TO CHASSIS GROUND

TO CHASSIS GROUND

TO CHASSIS GROUND

TO CHASSIS GROUND

TO CHASSIS GROUND

TO CHASSIS GROUND

TO CHASSIS GROUND

TO CHASSIS GROUND

TO CHASSIS GROUND

TO CHASSIS GROUND

TO CHASSIS GROUND

TO CHASSIS GROUND

TO CHASSIS GROUND

TO CHASSIS GROUND

TO CHASSIS GROUND

TO CHASSIS GROUND

TO CHASSIS GROUND

TO CHASSIS GROUND

TO CHASSIS GROUND

TO CHASSIS GROUND

TO CHASSIS GROUND

TO CHASSIS GROUND

TO CHASSIS GROUND

TO CHASSIS GROUND

TO CHASSIS GROUND

TO CHASSIS GROUND

TO CHASSIS GROUND

TO CHASSIS GROUND

TO CHASSIS GROUND

TO CHASSIS GROUND

TO CHASSIS GROUND

TO CHASSIS GROUND

TO CHASSIS GROUND

TO CHASSIS GROUND

TO CHASSIS GROUND

TO CHASSIS GROUND

TO CHASSIS GROUND

TO CHASSIS GROUND

TO CHASSIS GROUND

TO CHASSIS GROUND

TO CHASSIS GROUND

TO CHASSIS GROUND

TO CHASSIS GROUND

TO CHASSIS GROUND

TO CHASSIS GROUND

TO CHASSIS GROUND

TO CHASSIS GROUND

TO CHASSIS GROUND

TO CHASSIS GROUND

TO CHASSIS GROUND

TO CHASSIS GROUND

TO CHASSIS GROUND

TO CHASSIS GROUND

TO CHASSIS GROUND

TO CHASSIS GROUND

TO CHASSIS GROUND

TO CHASSIS GROUND

TO CHASSIS GROUND

TO CHASSIS GROUND

TO CHASSIS GROUND

TO CHASSIS GROUND

TO CHASSIS GROUND

TO CHASSIS GROUND

TO CHASSIS GROUND

TO CHASSIS GROUND

TO CHASSIS GROUND

TO CHASSIS GROUND

TO CHASSIS GROUND

TO CHASSIS GROUND

TO CHASSIS GROUND

TO CHASSIS GROUND

TO CHASSIS GROUND

TO CHASSIS GROUND

TO CHASSIS GROUND

TO CHASSIS GROUND

TO CHASSIS GROUND

TO CHASSIS GROUND

TO CHASSIS GROUND

TO CHASSIS GROUND

TO CHASSIS GROUND

TO CHASSIS GROUND

TO CHASSIS GROUND

TO CHASSIS GROUND

TO CHASSIS GROUND

TO CHASSIS GROUND

TO CHASSIS GROUND

TO CHASSIS GROUND

TO CHASSIS GROUND

TO CHASSIS GROUND

TO CHASSIS GROUND

TO CHASSIS GROUND

TO CHASSIS GROUND

TO CHASSIS GROUND

TO CHASSIS GROUND

TO CHASSIS GROUND

TO CHASSIS GROUND

TO CHASSIS GROUND

TO CHASSIS GROUND

TO CHASSIS GROUND

TO CHASSIS GROUND

TO CHASSIS GROUND

TO CHASSIS GROUND

TO CHASSIS GROUND

TO CHASSIS GROUND

TO CHASSIS GROUND

TO CHASSIS GROUND

TO CHASSIS GROUND

TO CHASSIS GROUND

TO CHASSIS GROUND

TO CHASSIS GROUND

TO CHASSIS GROUND

TO CHASSIS GROUND

TO CHASSIS GROUND

TO CHASSIS GROUND

TO CHASSIS GROUND

TO CHASSIS GROUND

TO CHASSIS GROUND

TO CHASSIS GROUND

TO CHASSIS GROUND

TO CHASSIS GROUND

TO CHASSIS GROUND

TO CHASSIS GROUND

TO CHASSIS GROUND

TO CHASSIS GROUND

TO CHASSIS GROUND

TO CHASSIS GROUND

TO CHASSIS GROUND

TO CHASSIS GROUND

TO CHASSIS GROUND

TO CHASSIS GROUND

TO CHASSIS GROUND

TO CHASSIS GROUND

TO CHASSIS GROUND

TO CHASSIS GROUND

TO CHASSIS GROUND

TO CHASSIS GROUND

TO CHASSIS GROUND

TO CHASSIS GROUND

TO CHASSIS GROUND

TO CHASSIS GROUND

TO CHASSIS GROUND

TO CHASSIS GROUND

TO CHASSIS GROUND

TO CHASSIS GROUND

TO CHASSIS GROUND

TO CHASSIS GROUND

TO CHASSIS GROUND

TO CHASSIS GROUND

TO CHASSIS GROUND

TO CHASSIS GROUND

TO CHASSIS GROUND

TO CHASSIS GROUND

TO CHASSIS GROUND

TO CHASSIS GROUND

TO CHASSIS GROUND

TO CHASSIS GROUND

TO CHASSIS GROUND

TO CHASSIS GROUND

TO CHASSIS GROUND

TO CHASSIS GROUND

TO CHASSIS GROUND

TO CHASSIS GROUND

TO CHASSIS GROUND

TO CHASSIS GROUND

TO CHASSIS GROUND

TO CHASSIS GROUND

TO CHASSIS GROUND

TO CHASSIS GROUND

TO CHASSIS GROUND

TO CHASSIS GROUND

TO CHASSIS GROUND

TO CHASSIS GROUND

TO CHASSIS GROUND

TO CHASSIS GROUND

TO CHASSIS GROUND

TO CHASSIS GROUND

TO CHASSIS GROUND

TO CHASSIS GROUND

TO CHASSIS GROUND

TO CHASSIS GROUND

TO CHASSIS GROUND

TO CHASSIS GROUND

TO CHASSIS GROUND

TO CHASSIS GROUND

TO CHASSIS GROUND

TO CHASSIS GROUND

TO CHASSIS GROUND

TO CHASSIS GROUND

TO CHASSIS GROUND

TO CHASSIS GROUND

TO CHASSIS GROUND

TO CHASSIS GROUND

TO CHASSIS GROUND

TO CHASSIS GROUND

TO CHASSIS GROUND