

Versatile mounting options for all your lighting needs



# LIGHTHEAD MOUNTING

FROM  
**WHELEN**

**AMERICAN EMPLOYEES, AMERICAN MANUFACTURING, AMERICAN PRIDE!**




At Whelen Engineering we try to offer you the complete package of lighting requirements. That's why a wide range of mounting options are available for our products. And, just like our lights and sirens, Whelen mounting brackets, flanges and kits are made for the long haul. Whatever your lighting requirements, there's a Whelen product to suit your needs ... and a mounting option for correct placement on your vehicle!











2" Round Series		
TFLANGEB	Flange kit, surface mount, black	
TFLANGEC	Flange Kit, Surface Mount, Chrome	
TGROM2	2" grommet	
3" Round Super-LED®		
3FLANGEC	Flange kit, surface mount, chrome	
3GROMMET	Grommet mounting kit	
3.5" Round Super-LED®		
PAR28DC11	Optional fog light mounting kit for 2011 Dodge Charger	
4" Round Super-LED		
2FLANGEB	Black surface mount trim ring kit	
2FLANGEC	Chrome surface mount trim ring kit	
2GROMMET	Grommet mounting kit (for strobe, LED or Super-LED® models)	
4" Round, 2G Series		
2GFLANGB	Optional surface mount black plated flange kit for 2G Series & compartment lights	
2GFLANGC	Optional surface mount chrome flange kit for 2G Series & compartment lights	
2GROMMET	Grommet mounting kit for 2G compartment lights only	


2GBKT1	Optional "L" bracket, for use with grommet mount lighthouse only, each	
400 Series		
4EFLANGE	Chrome-plated flange kit (not for use with Linear-LED® & Super-LED), surface mount 5mm & single level Super-LED only	
4FLANGEB	Black flange kit (not for use with Linear-LED & Super-LED), surface mount 5mm & single level Super-LED only	
4TSMAB	Black super-led surface mount adapter, Linear-LED & Super-LED only	
4TSMAC	Chrome-plated Super-LED surface mount adapter, Linear-LED & Super-LED only	
4EGRILP	Grille-Master™ chrome housing with swivel bracket. Not for use with LED/halogen combination models	
4EGRILB	Grille-Master™ black housing with swivel bracket. Not for use with LED/halogen combination models	
4ILKT1	Polished intersection housing kit, sold in pairs, 4300/4400 International® chassis only	
500 Series		
5FLANGEB	Black trim ring, kit	
5FLANGEC	Chrome-plated trim ring, kit	
5FLANGEP	Polished aluminum flange	
5GROMMET	Grommet Mount Kit	
5GBKT1	Optional "L" bracket for use with grommet mount lighthouse only, each	
52SMAB	Black Surface Mount Adapter, Strobe Only, Requires Flange Purchased Separately	
5TSMAB	Black surface mount adapter, TIR6 Super-LED only	
5TSMAC	Chrome-plated surface mount adapter, TIR6™ Super-LED only	










Note: All mounting options shown with lighthoods purchased separately




# LIGHTHEAD MOUNTING



500 Series, cont.		
5LSMAB	Black surface mount adapter for Linear Super-LED only	
5LSMAC	Chrome-plated surface mount adapter for Linear Super-LED Only	
5BRUSH	Aluminum brush guard, includes surface mount adapter for TIR6 Super-LED Series, 5mm requires optional flange purchased separately	
5HSGPED	Pedestal swivel mount kit, includes housing and flange	
5HSGB1	7/8" to 1" round bar mount kit, includes housing and flange	
5HSGB125	1.25" Round bar mount kit, includes housing and flange	
5BKT1	Mounting bracket for 500 series Super-LED, universal mounting bracket	
5G Series		
5GFLANGC	Optional surface mount chrome-plated flange kit for 5G series	
5GFLANGB	Optional surface mount black flange kit for 5G series	
5GBKT1	Optional "L" bracket, for use with grommet mount lighthouse only, each	
508E Series Linear Series		
508TRIM	Chrome-plated flange cover	
508TRIM	Chrome-plated flange cover	




600 Series		
64FKIT	Mounting kit to convert 600 series to fit in old-style 64 Series hole cutouts	
6FLANGEB	Black flange kit for 600 Series	
6EFLANGE	Chrome-plated flange kit for 600 Series	
6EHDLMK	Headlight mounting kit for ATI & KD housing, includes bracket & hardware (lighthouse purchased separately)	
PLAST3V	Composite housing for vertical mounting, 3 lamp	
PLAST4V	Composite housing for vertical mounting, 4 lamp	
PLAST4VL	Composite housing for vertical mount, 4 lamp, 5mm LED and Super-LED only	
CAST1L	Polished aluminum housing for horizontal mounting, 1 lamp	
CAST3	Polished aluminum housing for vertical mounting, 3 lamp	
CAST3H	Polished aluminum housing for horizontal mounting, 3 lamp	

600 Series, cont.		
CAST4V	Polished Aluminum Housing for Vertical Mounting, 4 Lamp	

700 Series		
7FLANGEB	Black flange kit	
7EFLANGE	Chrome-plated flange kit	
7EGRILP	Grille-Master™ chrome housing kit with swivel bracket for linear strobe & LED only	
7EGRILB	Grille-Master™ black housing kit with swivel bracket for linear strobe & LED only	
7PLAST1C	Composite housing, one lamp	
7CAST1	Polished cast aluminum housing, 1 lamp (not for use with 702*S0*U)	
7CAST3	Polished cast aluminum housing, 3 lamps (not for use with 702*S0*U)	
73FKIT	Mounting kit to convert 700 Series to fit in old style 73 Series hole cutouts	
7GIKT1	Polished grille housing kit for 4300/4400 International® chassis only, no grille modification required, pair	
7GCV6LRC	Grille mount chrome housing for 2006-2011 Chevy Express Van, Super-LED & 5mm will surface mount, pair	

900 Series		
9FLANGEB	Black flange kit for 900 series (not for use with 900 Super-LED Series)	
9EFLANGE	Chrome-plated flange kit for 900 series (not for use with 900 Super-LED Series)	
97FKIT	Mounting kit to convert 900 Series to fit in old style 97 Series hole cutouts	













Vertex™ Series		
VTXFB	Flange Kit, Surface Mount, Black	
VTXFC	Flange kit, surface mount, chrome	

M2 Series		
M2FC	Flange, chrome	
M2FB	Flange, black	
M2GROM	Grommet mount for M2	


M4 Series		
M4FC	Flange, chrome	
M4FB	Flange, black	
M4FC400	Flange, chrome, adapts M4 to 400 Series mounting	
M4BRUSH	Brush guard, black	
M4GM2LRC	Grille Mount chrome housing, For 2005-2009 Freightliner M2 Series, pair	
M4IM2LRC	Intersector (fender) mount chrome housing for 2009-2010 Freightliner M2 Series	

# LIGHTHEAD MOUNTING


M6 Series		
M4BKT1	Optional Ford Crown Victoria trunk mount bracket for M4 lightheads, pair	
M6FC	Flange, chrome	
M6FB	Flange, black	
M6P15C	15° angled surface mount housing, chrome	
M6P15B	15° angled surface mount housing, black	
M6FC600	Flange, chrome, adapts M6 to 600 Series mounting	
M6BRUSH	Brush guard, black	
M6HDLMTK	Headlight mounting kit for AT1 & KD housings, includes hardware	
M6FCV2	Flange, chrome, two light, vertical, lightheads purchased separately	
M6FCV3	Flange, chrome, three light, vertical, lightheads purchased separately	
M6FCV4	Flange, chrome, four light, vertical, lightheads purchased separately	

M7 Series		
M7FC	Flange, chrome	
M7FB	Flange, black	
M7FC700	Flange, chrome, adapts M7 to 700 Series mounting	
M7BRUSH	Brush guard, black	
M7IC8C	Intersector™ (fender) mount chrome housing, for 2005-2008 Chevy 4500/5500 Series, surface mount, pair	
M7GCV8C	Grille mount chrome housing, for 2006-2011 Chevy Express van, surface mount, pair	
M7ICV8C	Intersector (fender) mount chrome housing, for 2006-2011 Chevy Express van, surface mount, pair	
M9 Series		
M9FC	Flange, chrome	
M9FB	Flange, black	
M9FC900	Flange, chrome, adapts M9 to 900 Series mounting	
M9FCZ900	Flange, chrome, adapts M9L2C scenelight only to 900 Series mounting	
M9BRUSH	Brush guard, black	

## Mirror Mounted Strobe

<b>MBCV98**</b>	For 1998-2010 Ford Crown Victoria	
-----------------	-----------------------------------	---














## Mirror Mounted Super-LED

<b>MBPC98**</b>	For 1998-2010 Ford Crown Victoria	
<b>MBPI06**</b>	For 2006-2009 Chevy Impala	
<b>MBPS07**</b>	For 2007-2009 Chevy Suburban & Silverado, and 2007-2010 Chevy Tahoe	
<b>MBPM05**</b>	For 2006-2010 Dodge Charger and 2005-2008 Magnum Police packages, fixed mirror	
<b>MBDC11**</b>	For 2011 Dodge Charger	
<b>MBDC11JJ</b>	For 2011 Dodge Charger, with split red/blue lightheads	



## Pioneer™ & Pioneer Plus™ Series

Brow Mounts Brackets available for custom chassis, Spartan, Pierce, E-One, Ferrara, HME, Sutphen, KME, Seagraves and Lifeline.

<b>PBA0127</b>	Brow mounting bracket, 2.75" radius	
<b>PBA0130</b>	Brow mounting bracket, 3" radius	
<b>PBA106</b>	Bail mount bracket, white, for single Pioneer (PFA1/PFP1)	
<b>PBA206</b>	Bail mount bracket, white, for dual Pioneer (PFA2/PFP2)	
<b>PBA106V</b>	Vertical bail mount bracket, white, for single Pioneer (PFA1/PFP1)	
<b>PBA206V</b>	Vertical bail mount bracket, white, for dual Pioneer (PFA2/PFP2)	






<b>PBAPED</b>	Pedestal mounting bracket, for single Pioneer	
<b>PBAPED2</b>	Pedestal mounting bracket, for dual Pioneer	
Pole/Pedestal Mount Adapter for Pioneer & Pioneer Plus are sold as a complete assembly, lighthead included. Please refer to the Pioneer & Pioneer Plus Catalog for details.		
<b>PBA103</b>	Semi-recess housing with chrome flange, mounts single Pioneer (PFA1/PFP1) straight or at a 15° angle	
<b>PBA203</b>	Semi-recess housing with chrome flange, mounts dual Pioneer (PFA2/PFP2) straight or at a 15° angle	
<b>PFA1LB1</b>	1 single PFA1 Pioneer center mounted for 55" and up	
<b>PFA1LB2</b>	2 single PFA1 Pioneers with mounting brackets for 72" and up	
<b>PFP1LB1</b>	1 single PFP1 Pioneer center mounted for 55" and up	
<b>PFP1LB2</b>	2 single PFP1 Pioneers with mounting brackets for 72" and up	
<b>PFA2LB1</b>	1 dual PFA2 Pioneer center mounted for 55" and up	
<b>PFA2LB2</b>	2 dual PFA2 Pioneers with mounting brackets for 72" and up	
<b>PFP2LB1</b>	1 dual PFP2 Pioneer center mounted for 55" and up	
<b>PFP2LB2</b>	2 dual PFP2 Pioneers with mounting brackets for 72" and up	

## Strip-Lite™

<b>PSBKT451</b>	45 degree mounting bracket for 1 Strip-Lite compartment light	
<b>PSBKT1</b>	Guard for use with or without single angle bracket	

# LIGHTHEAD MOUNTING

TIR3™ & LIN3™		
RFLANGCD	Optional, deep, chrome-plated mounting flange kit	
RFLANGEA	Optional cast aluminum mounting flange kit	
RFLANG2B	Optional black, dual surface mount flange kit for 2 TIR3 and/or LIN3 lightheads	
RFLANG2C	Optional chrome-plated, dual surface mount flange kit for 2 TIR3 and/or LIN3 lightheads	
RGROMMET	Grommet mount kit for TIR3 and LIN3	
RBKT1	Optional mounting bracket for 1 RS TIR3 or LIN3 lighthead (not for use with RV series)	
RBKT2	Optional mounting bracket for 2 RS TIR3 and/or LIN3 Lightheads (not for use with RV series)	
RBKT3	Optional Crown Victoria trunk mount bracket for 2 TIR3 and/or LIN3 lightheads, pair	
RBKT4	Optional swivel mounting bracket for 1 TIR3 or LIN3	
RBKT5	Optional, under-the-sideview mirror mount for 2009-2010 Chevy Tahoe, 18° downward housing	
RBKT6	Optional license plate bracket for 2 TIR3/LIN3/LINZ6s, horizontal mount	
RBKT7	Optional license plate bracket for 2 TIR3/LIN3/LINZ6s, vertical mount	
RBKT8B	Optional fender mount for Freightliner M2 or International®, black, pair	
RBKT8C	Optional fender mount for Freightliner M2 or International, chrome, pair	
RBKTHD1	Harley-Davidson® side windshield mounting bracket kit, for use with 1 RV TIR3, stainless steel, includes RFLANGEC, each	
RBKTHD2	Harley-Davidson® side (saddle bag) crash bar mounting bracket kit, for use with 2 RS TIR3 and/or LIN3 lightheads, stainless steel, includes RFLANG2C, each	

RBKTHD3	Harley-Davidson rear (saddle bag) crash bar mounting bracket kit, for use with 2 RS TIR3 and/or LIN3 lightheads, stainless steel, includes RFLANG2C, each	
RBKTHD4L	Harley-Davidson under radio box mounting bracket kit, for use with 1 RS TIR3 or LIN3 lighthead, stainless steel, includes RFLANGEC, road side, each	
RBKTHD4R	Harley-Davidson under radio box mounting bracket kit, for use with 1 RS TIR3 or LIN3 lighthead, stainless steel, includes RFLANGEC, curb side, each	
RBKTHD5	Harley-Davidson under headlight mounting bracket kit, for use with 1 RS TIR3 or LIN3 lighthead, stainless steel, includes RFLANGEC, each	
RBKTHD6	Harley-Davidson passing/fog light mounting bracket kit, for use with 1 RS TIR3 or LIN3 lighthead, stainless steel, each	

LINZ6™		
LINZ6FC	Optional deep chrome-plated mounting flange kit	
L6BKT1	Optional Ford Crown Victoria trunk mount bracket for 2 LINZ6 lightheads, pair	
L6BKT2	Optional Dodge Charger trunk mount bracket for 2 LINZ6 lightheads, pair	
L6BKT3	Optional 46 degree push bumper bracket, each	
L6BKT5	Optional, under-the-sideview mirror mount for 2009-2010 Chevy Tahoe, 18° downward housing	
RBKT6	Optional license plate bracket for 2 TIR3/LIN3/LINZ6s, horizontal mount	
RBKT7	Optional license plate bracket for 2 TIR3/LIN3/LINZ6s, vertical mount	
LIN4KIT	Mounting kit to convert LINZ6™ Series to mount in SS*02ZCR/LIN4 location, includes black flange.	

Note: All mounting options shown with lightheads purchased separately



For information about Whelen Lighthouses or Pioneer Series Lighthouses visit our website at [www.whelen.com](http://www.whelen.com) or request a copy of our Catalogs.



*If you're not  
buying* **MANUFACTURED**  
**WHELEN**   
*You're not buying a product* **IN AMERICA**  
**"Manufactured in America!"**

51 Winthrop Road  
Chester, CT 06412-0684  
860-526-9504 • 860-526-4078  
[www.whelen.com](http://www.whelen.com)