



Officially Licensed Warning
lights of NASCAR®



Police Lighting Package

DODGE CHARGER

A comprehensive-visual guide to Whelen's lighting and warning products.

We'll show you what
"FULLY LOADED"
can really mean!



PRODUCT PLACEMENT AT A GLANCE...

Edge® Ultra Freedom™



Edge Ultra Freedom II



Justice®



NEW LFL Liberty™ with DUO™ or TRIO™ technology



LFL Liberty



Inner Edge® (Rear facing)



Avenger™



Vertex™



License plate light bracket



TIR3™ Series



LIN3™ Series



LINZ6™ Series



ION™ Surface Mount Series



HHS Siren




CanTrol™ Siren



295SLSA6 Siren



CenCom Gold™ Siren



Inner Edge®



PAR-46 Unity Replacement



SpitFire Ion™

Avenger™



Vertex™



TIR6™ Series



LINZ6™ Series




ION Series



HOWLER™



SA315P




Mirror-Beam™



M2 Series



3-1/2" Round



HOWLER™



SA315P

PRODUCT OVERVIEW...

LFL Liberty™ Series


Extreme low profile all Linear lightbar that is almost undetectable until lit. Brighter extended corner modules available for more light at critical 45° and 90° angles. Available in Low Current switching, or WeCan programmable switching. Bars with DUO™ technology, offer the ability to change LED colors with the flip of a switch... It's like having multiple lightbars in one!



LFL Liberty DUO™ Series

DUO Technology allows you to have all this in one lightbar! How will DUO work for you?

For a more in-depth look at what DUO and TRIO technology can do for you, go to WWW.WHELEN.COM and download our product guides.



LFL Liberty TRIO™ Series

TRIO Technology allows you to have all this in one lightbar! How will TRIO work for you?



JUSTICE® Series

High performance, cost competitive Super-LED® lightbar with a range of options, designed for ease of operation, upgrade and serviceability. Available in standard current operation or programmable WeCan® Series.



Ultra Freedom™ Series

Standard or extended corner Super-LED modules with many LED module options available. Low Current switching with flash patterns or WeCan versions available.



Ultra Freedom II FC Series

All the great features of the WeCan FW lightbar series, with extended corner modules, plus independent control of upper and lower levels of each split color lighthouse.



MKEZ82 Mounting Straps

MKEZ82 straps mount 48", 48.5", and 49.75" lightbars. Exclusive for 2011 Dodge Chargers.

MODEL: MKEZ82



Inner Edge® Rear Facing Lower Linear-LED® Series

Six or eight LIN6™ Linear-LED® modules for warning or Traffic Advisor™ applications. These models mount on the lower rear deck against the rear window.

MODELS: I35LR6L, I35LR8L, I35LR8LT



Inner Edge® Front Facing Upper Super-LED® Series

Low profile, full featured interior lightbars are virtually undetectable when not in operation. Mounts in a rugged headliner housing that fits snugly against the front windshield. Available in 3-LED and 6-LED versions as front facing split housings or as a single passenger side unit. 6 LED version available with mirror shroud on the driver side housing for better visibility.

MODELS: I35UF4P, I35UF5P, I35UF8, I35UFZ, IZ35UF4P, IZ35UF5P, IZ35UF8, IZ35UFZ



Avenger™ Linear Super-LED® Series

This is serious full size warning protection in a small package that's easy to mount or transfer from vehicle to vehicle. Single, dual or split module Linear-LED with swivel/bail bracket, three suction cups and snap-on polycarbonate hood.

MODELS: AVN1*, AVNS1*, AVN2**, AVNS2**



SpitFire™ ION™ Super-LED Series

Super tough, ultra compact Super-LED dash light available in single and split colors. Offers 25 Scan-Lock™ flash patterns for single color lights. 69 flash patterns for split color lights.

MODELS: SFION*, SFIOND, SFIONJ, SFIONE



Mirror-Beam™

Put added unobstructed warning light where you need it... Forward and at critical intersection angles. Integral mirror mounted ION Super-LED lighthoods.

MODELS: MBDC11**, MBDC11JJ



License Plate Bracket

Optional license plate brackets for horizontal or vertical mount of two TIR3™, LIN3™, or LIN6™s, around vehicle license plate.

MODELS: RBKT6, RBKT7



* Replace symbol in model number with letter indicating lens color or LED color desired:
A = Amber; B = Blue; C = Clear/White; R = Red

Replace symbol in model number with letter indicating SPLIT lens or LED color desired:
D = Red/Clear; E = Blue/Clear; F = Amber/Clear
J = Red/Blue; K = Red/Amber; M = Blue/Amber

PRODUCT OVERVIEW...

PAR-46 Super-LED® Unity Spotlight Replacement

PAR-46 Super-LED lights are a drop-in replacement for outdated Halogen lamps. Available in 2° or 8° spotlight or 20° x 60° floodlight. These lightweight, low-current and water resistant lighthead, provide stable light output for thousands of operating hours.

MODELS: P46SLC, P46FLC, P46WLC



VERTEX™ Super-LED Lighthead

Single 7/8" small hemispheric self-contained lighthead with 25 Scan-Lock flash patterns with steady-burn and 9' cable. Includes in-line lamp driver. Dual color models available.

MODELS: VTX609*, VTX609# (SEE PRICE LIST FOR OPTIONAL MOUNTING)



TIR3™/LIN3™ Series

Linear-LED single or dual modules for surface mounting offering 25 Scan-Lock flash patterns. Black flanges standard, optional chrome or cast aluminum flanges available.

MODELS: RS*03ZCR, RS*02ZCR (SEE PRICE LIST FOR OPTIONAL MOUNTING)



TIR6™ Super-LED Lighthead

Encapsulated TIR6 fits anywhere on the vehicle with a wide variety of mounting options. Offers 25 Scan-Lock™ flash patterns with steady-burn and synchronize feature.

MODELS: 50*03Z*R (SEE PRICE LIST FOR OPTIONAL MOUNTING)



LIN6™ Series Linear-LED Lighthead

Surface mount, Linear-LED lighthead. Includes black flange and 69 Scan-Lock flash patterns including steady-burn and synchronize feature. Optional chrome flange available.


MODELS: LINZ6*, LINZ6K, LINZ6J, LINZ6D (SEE PRICE LIST FOR OPTIONAL MOUNTING)



PAR28 3.5" Round Super-LED Lighthead

New LED lighthead ideal for replacing driving lamps. Available in single or dual color, or red over blue warning with white interleaved drive light override.

MODELS: PAR28*, PAR28J, PAR28D, PAR28E, (WITH OPTIONAL) P28DC11



M2 Series Linear Super-LED® Lighthead

Surface mount, Super-LED lighthead offering 69 Scan-Lock flash patterns. Super-LEDs provide unmatched high intensity warning, low current consumption.

MODELS: M2*, M2D, M2J, M2K (SEE PRICE LIST FOR OPTIONAL MOUNTING)



ION™ Surface Mount Series Super-LED®

New versatile surface mount Super-LED lighthead. Can be mounted anywhere on the vehicle to provide dynamic warning at hard to reach angles.

MODELS: IONSM*, IONSMJ, IONSMD, IONSMJ, IONSMW*, IONSMWJ, IONSMWD, IONSMWM



HHS Siren Series

Windows® based program allows full custom setup configuration of each of the 12 buttons to control desired light and siren functions from this compact hand held controller with built-in microphone. Unit is microprocessor controlled and rated for one or two 100-watt speakers.

MODELS: HHS2200



CanTrol™ Light and Siren System*

CanTrol Vehicle integration provides added capability to your light and siren package such as: programming and controlling all traffic arrows, siren and lighting functions in your vehicle, flash pattern synchronization, canine alarm and temperature monitor control, radar and camera activation, engine idle speed (RPM), door or trunk opening, window down, gun lock, ignition disable and much more.

MODELS: CAN1, CAN2, CAN3, CANCTL1, CANCTL2, CANCTL3, CANCTL4, CANCTL5



* CanTrol Siren System available only through authorized CanTrol distributors.

CenCom Gold™ Remote Siren and Control Center

Integrated siren and light control system that puts state-of-the-art performance in a package that's easily configured to your exact needs. Control head and amplifier/relay module. Models for 1 or 2-wire Traffic Advisors™.

MODEL: CCSRN2 (SEE PRICE LIST FOR OPTIONS)



Howler™ Low Frequency Siren

An effective added layer of warning when used with any 100-200 watt siren amplifier. Howler provides deep, low frequency tones, which are able to penetrate other vehicles, alerting pedestrians as well as drivers of your approach.

MODEL: HOWLER WITH HWLRB15



295SLSA6 Hands-Free Electronic Siren

Single Unit Siren with 9-Switch Light Control and Standard Switching, now with Park-Kill & Timed Out Relay with 17 Scan-Lock™ Siren Tones.

MODEL: 295SLSA6



SA315P Siren Speaker

Multi-port, 100 watt speaker with nylon composite housing, easily installs to the radiator cross member in just a few minutes. Complies with OSHA 1910.95 guidelines regarding "Permissible Noise Exposure".

MODELS: SA315P (WITH OPTIONAL) SAK37



* Replace symbol in model number with letter indicating lens color or LED color desired:
A = Amber; B = Blue; C = Clear/White; R = Red

Replace symbol in model number with letter indicating SPLIT lens or LED color desired:
D = Red/Clear; E = Blue/Clear; F = Amber/Clear
J = Red/Blue; K = Red/Amber; M = Blue/Amber

For more information, request Full Line Police or Lightbars/Sirens catalogs or go to our website:

WWW.WHELEN.COM

WHELEN®

Whelen Engineering reserves the right to upgrade and improve products without notice.

NASCAR® is the registered trademark of the National Association of Stock Car Auto Racing, Inc. © 2012 Whelen Engineering Company, Inc. Printed in the U.S.A. Form No. 12061F-0112

WHELEN®

ENGINEERING COMPANY, INC.

51 Winthrop Road, Chester CT 06412-0684
860-526-9504 • Fax 860-526-4078
www.whelen.com

