

# AMBER LIST PRICE

No. PL12.0UA

EFFECTIVE: December 22, 2011 VOID: June 30, 2012



*If you're not  
buying* **MANUFACTURED**  
**WHELEN**<sup>®</sup>  
*You're not buying a product* **IN AMERICA**  
*"Manufactured in America!"*

Order Anytime Day or Night by E-mail: [autoorder@whelen.com](mailto:autoorder@whelen.com)  
or Toll Free Facsimile 1-800-637-8762

Many products listed in this price list meet or exceed AMECA, SAE and California Title XIII requirements. For details contact your regional sales office. Every effort will be made to hold prices through the end date. We reserve the right to increase prices on certain and/or all products. Whelen Engineering Company, Inc. is not responsible for typographical errors.



Find us on   

# WHELEN® NEW PRODUCTS FOR PL12.0

PRODUCT INDEX LOCATED AT THE END OF THIS DOCUMENT

## ION™ Wide Angle Series Super-LED®

Includes universal mount, Scan-Lock™ flash patterns and a 4-wire pig tail.

<b>WION*</b>	Amber or White, Black housing
<b>WIONM</b>	Split Blue/Amber, Black housing
<b>WIONW*</b>	Amber or White, White housing
<b>WIONW#</b>	Split Blue/Amber, White housing

## Vertex™ Competitor Series Super-LED Light

Self contained lighthouse with 6" pigtail

**VT3\*** Amber or White



## Interior Lights

6" Round, virtually flush mount lighthouse.

**60C0EHCR** 18 Diode Super-LED interior light

**60C0EJCS** 6 Diode interior light, White, includes switch

## ION Wide Angle Surface Mount Series



**WIONSM\*** Amber or White, Black housing

**WIONSM#** Split Blue/Amber, Black housing

**WIONSMW\*** Amber or White, White housing

**WIONSMW#** Split Blue/ Amber, White housing

## M2 Wide Angle Series Super-LED Lighthouse



Surface mount, wide angle warning lights.

**M2W\*** Amber or White

**M2W\*C** Amber with Clear lens

## Wing Plow LINZ6 Super-LED Lighthouse

Encapsulated in a cast housing with a 20' cable

**WPLOWZ1A** Amber, for use when wing plow is in use

**WPLOWZ2A** Amber, for use when wing plow is stowed

**WPLOWZ3A** Includes WPLOWZ1A and WPLOWZ2A

## Perimeter Enhancement Light

Super-LED Steady-burn

**PELCC** Chrome flange, White

**PELCB** Black flange, White



## Micro Pioneer™ Series Super-LED



Work/scene light, includes mounting bracket and three additional interchangeable optic lenses.

**MPBW** Bail/stud mount, White housing

**MPBB** Bail/stud mount, Black housing

## Traffic Advisor™ Front Load DUO™ Super-LED

**TADF6** Six DUO color linear Super-LED modules, 37"

**TADF8** Eight DUO color linear Super-LED modules, 45.12"

## L10 Series Super-LED Beacons

Class 1 Amber with

Scan-Lock flash patterns.

**L10HAP** Perm/pipe hook mount, 12 VDC

**L10HAP4** Perm/pipe hook mount, 24 VDC



## Par-36 Round Super-LED Work Light

Cast aluminum and includes pedestal/swivel mount standard.

**3PC0C0CD** White, intensity level 3, Deutsch® connector

## Pole Assemblies Price List.

Your reference for WHELEN Pioneer & Pioneer Plus™ pole mount options.



# TABLE OF CONTENTS

Whelen Engineering maintains all of the tools and designs for every product manufactured over the last 50 plus years. Items not listed in this price list may be available as a special order. Contact the factory for price and availability.

“Made-To-Order Products” are defined as either models listed in this price sheet with a "MTO" symbol in front of the model field of each “made-to-order” model; or any model not listed in this price sheet. All such "MTO" noted models or those not listed in this price sheet are special order, non-returnable, non-cancelable. Please allow sufficient time for production, as these models may require multiple machines for the processing of these special parts.

Dash/ Deck/ Visor .....	1
Dash/ Deck/ Visor, Directional .....	1
Beacons .....	2
Strobe Beacons, Self-Contained .....	2
Strobe Beacons, Self-Contained, HDP® .....	3
LED Beacons, Self-Contained .....	3
Power Supplies & Flashers .....	4
Flashers, Halogen & LED .....	4
Power Supplies, Strobe .....	4
Lighthoods .....	4
Lighthoods, Directional Strobe, Super-LED®, LED, Halogen & Combination .....	4
Cables, Extensions And Connector Kits .....	13
Tools, Crimpers And Extractors .....	13
Systems - DOT .....	13
DOT Wing Plow Super-LED® Lighthoods .....	13
DOT3® Super-LED® .....	14
Switches & Speakers .....	14
Switches And Control Boxes .....	14
Back-Up Alarms, Safety Site, Door Ease™ & Emitters .....	14
Back-Up Alarms, Electronic .....	14
Safety Site™ & Emitters .....	14
Traffic Advisors .....	14
Traffic Advisor™ Series & Accessories .....	14
Lightbars, Mini .....	15
Guardian™ Series Mini Lightbars .....	15
Responder® LP Series Mini Lightbars .....	16
Responder® HD Series Mini Lightbars .....	16
Responder® DX Series Mini Lightbars .....	16
Mini 9M Series Lightbars .....	17
Mini Edge® Ultra Freedom™ Series Lightbars .....	17
Mini Liberty™ Series Lightbars .....	17
Mini Justice® Series .....	17
Lightbars .....	17
Outer Edge® .....	17
Freedom™ Super-LED® Series Lightbars .....	17
LFL Liberty™ Super-LED® Series Lightbars .....	19
Justice® Super-LED® WeCan® Series Lightbars .....	20
Justice® Super-LED® Competitor™ Series Lightbars .....	20
Towman's™ Strobe Series Lightbars .....	21
Towman's™ Super-LED® Series, Freedom™, Liberty™ and Justice® Series Lightbars .....	21
Options, Mounting Kits .....	22
Replacement Parts, Mounting Kits & Strap Kits .....	22
Replacement Parts .....	23
Replacement Parts, Lens Kits .....	23
Replacement Parts, Bulbs For Whelen Lights .....	23

Dash/ Deck/ Visor

Beacons

Power Supplies & Flashers

Lighthoods

Systems - DOT

Switches & Speakers

Back-Up Alarms, Safety Site, Door

Traffic Advisors

Lightbars, Mini

Lightbars

Replacement Parts

↓ - Special Order, Non-Returnable, Non-Cancelable. See "Made-To-Order" Statement on Table of Contents Page of this Price List.

**MODEL DESCRIPTION LIST**

### Dash/ Deck/ Visor, Directional

**Avenger™ AVN Linear Super-LED® Series**, Includes Swivel/Bail Bracket with Suction Cups, Hood, Cigar Plug with On/Off and Scan-Lock Flash Pattern Switch. (For Green, Contact Factory for Price, Availability and Minimum Order Requirements).

AVN1*	Amber	191.00
AVN2AA	Amber/Amber	333.00

**Avenger™ AVNS Linear Super-LED® Series with Synchronize Feature**, Includes Scan-Lock™ Flash Patterns, Swivel/Bail Bracket with Suction Cup, Hood, 4-Wire Pigtail. (For Green, Contact Factory for Price, Availability and Minimum Order Requirements).

AVNS1*	Amber or White, with Synchronize Wire	212.00
AVNS2AA	Amber/Amber	353.00

#### Options for Avenger™ Series

AVNBKT1	Low Profile Mounting (Headliner) Bracket for AVN1 Series	12.50
AVNBKT2	Low Profile Mounting (Headliner) Bracket for AVN2 Series	14.00
AVNBKT3	Visor Mounting Bracket (2 required for Dual Unit), Each	12.50
AVNBKT4	Adjustable Height Bracket Kit, for All Avengers	43.00

**Dominator™ Plus LINZ6™ Super-LED® Series**, Includes Slide Bolt Mounting. For Interior or Exterior Use. 1.74" High x 2.17" Deep Housing, Six Super-LED®s per Lamp. Replace symbol "\$" with number of color LED lightheads required (maximum 8 modules). Order of colors are Red, Blue, Amber and White (i.e., DP22220 = 2 Red, 2 Blue, 2 Amber & 2 White, DP06020 = 0 Red, 6 Blue, 0 Amber & 2 White).

DP2**	2 LINZ6™, 7.11", Amber and/or White	309.00
DP4****	4 LINZ6™, 14.21", Amber and/or White	608.00
DBKT1	Suction Cup Mount Bracket & Cigar Plug Cord Kit for D2 Series, Customer Installed	21.50
DBKT3	Swivel Mount Bracket Kit for DP2 & DP4 Series Only, Customer Installed	29.50
DBKT4	"L" Angle Mounting Bracket Kit, Customer Installed	22.00
DBKT5	Upper Rear Window Mounting Bracket Kit for 2008-2012 Chevy Tahoe	22.00

**Dominator™ Plus Traffic Advisor™, LINZ6™ Super-LED® Low Profile**, Control Head Optional. 1.74" High x 2.17" Deep Housing, Six Super-LED®s per Lamp.

TADP6	Six Lamp LINZ6™ Super-LED Traffic Advisor™, 23.26" Long, Less Control Head	896.00
TADP8	Eight Lamp LINZ6™ Super-LED Traffic Advisor™, 30.36" Long, Less Control Head	1170.00
TADP8**	Eight Lamp, Six Lamp LINZ6™ Super-LED Traffic Advisor™, 30.36" Long, with Two End Flashing LEDs, Blue, Red and/or Amber, Less Control Head	1184.00
TADCTL1	TAD/TADP Series Control Head Only	126.00
TADSW1	On/Off Non-Lighted, SPDT 20 Amp Switch, for TADCTL1	14.50
TADSW2	On/Off/On Non-Lighted, SPDT 20 Amp Switch, for TADCTL1	14.50
TADSW3	Momentary Non-Lighted, SPST 20 Amp Switch, for TADCTL1	14.50

**Dominator™ TIR3™ Super-LED® Series**, Includes Slide Bolt Mounting. For Interior or Exterior Use. 1.74" High x 2.17" Deep Housing, Three Super-LED®s per lamp. Replace symbol "\$" with number of color LED lightheads required (maximum 8 modules). Order of colors are Red, Blue, Amber and White (i.e., D822220 = 2 Red, 2 Blue, 2 Amber & 2 White, D806020 = 0 Red, 6 Blue, 0 Amber & 2 White).

D2**	2 TIR3™, 7.11", Amber and/or White	216.00
D4****	4 TIR3™, 14.21", Amber and/or White	334.00
D6*****	6 TIR3™, 23.26", Amber and/or White	493.00
DBKT1	Suction Cup Mount Bracket & Cigar Plug Cord Kit for D2 Series, Customer Installed	21.50
DBKT3	Swivel Mount Bracket Kit for D2 & D4 Series Only, Customer Installed	29.50
DBKT4	"L" Angle Mounting Bracket Kit, Customer Installed	22.00
DBKT5	Upper Rear Window Mounting Bracket Kit for 2010 Chevy Tahoe	22.00

**Dominator™ Traffic Advisor™, TIR3™ Super-LED® Low Profile**, Control Head Optional. 1.74" High x 2.17" Deep Housing, Three Super-LED®s per lamp.

TAD6	Six Lamp TIR3™ Super-LED Traffic Advisor™, 23.26" Long, Less Control Head	522.00
TAD8	Eight Lamp TIR3™ Super-LED Traffic Advisor™, 30.36" Long, Less Control Head	652.00
TAD8**	Eight Lamp, Six Lamp TIR3™ Super-LED Traffic Advisor™, 30.36" Long, with Two End Flashing LEDs, Amber, Less Control Head	663.00
TADCTL1	TAD/TADP Series Control Head Only	126.00
TADSW1	On/Off Non-Lighted, SPDT 20 Amp Switch, for TADCTL1	14.50
TADSW2	On/Off/On Non-Lighted, SPDT 20 Amp Switch, for TADCTL1	14.50
TADSW3	Momentary Non-Lighted, SPST 20 Amp Switch, for TADCTL1	14.50

**FlatLighter™ LED Series**, Dual 400 Series High Intensity 5mm LEDs with Multiple Scan-Lock™ Flash Patterns. Color LEDs with Clear Outer Lens for Stealth Look (For Green, Contact Factory for Price, Availability and Minimum Order Requirements)..

FLLED**	Amber	220.00
FLLED**	1 Amber and 1 White	282.00
43LENS*	400 Series Color Lens for FLLED Series, Customer Installed, Each	12.50

**ION™ Series Super-LED® Universal Light**, Includes Universal Mount, Scan-Lock™ Flash Patterns and a 4-wire Pigtail. (For Green, Contact Factory for Price, Availability and Minimum Order Requirements).

ION*	Amber or White, Black Housing	167.00
IONK1B	Optional Swivel Mount Bracket, Black	29.50
IONK1W	Optional Swivel Mount Bracket, White	29.50



**ION™ Wide Angle Series Super-LED® Universal Light**

	WION*	NEW Wide Angle, Amber or White, Black Housing	167.00
††	WIONM	NEW Wide Angle, Split Blue/Amber, Black Housing	167.00
	WIONW*	NEW Wide Angle, Amber or White, White Housing	167.00
††	WIONWM	NEW Wide Angle, Split Blue/Amber, White Housing	167.00
	IONK1B	NEW Optional Swivel Mount Bracket, Black	29.50
	IONK1W	NEW Optional Swivel Mount Bracket, White	29.50
	IONGROM	NEW Grommet Mount Kit	7.00

**Raider™ Linear Super-LED®**, Includes Slide Mounting Bolts, Weather Resistant, Scan-Lock™ Flash Patterns. 2.35" High x 1.83" Deep. For Interior or Exterior Use. Clear Outer Lens.

	R1*	1 Linear-LED, 5.5", Amber or White, with Synchronize Wire	247.00
	R2**	2 Linear-LED, 11", Amber and/or White	449.00

**Slim-Miser™ LED Series**, Dual 5mm LED Panels, Side-by-Side with Scan-Lock™ Flash Patterns, Includes a Cigar Plug with On/Off Switch and California Flash Patterns.

	SMLLAA	Amber/Amber	142.00
--	--------	-------------	--------

**SlimLighter™ Super-LED® Series**, Six Super-LED®s (per panel), Includes a Cigar Plug with an On/Off Switch and Scan-Lock™ Flash Patterns, Switch & Swivel Brackets with Suction Cups.

	SLPMM**	Amber and/or White	370.00
--	---------	--------------------	--------

**SpitFire™ Plus LINZ6™ Super-LED® Series**, Includes Integral Hood, Two Suction Cups and a Cigar Plug with an On/Off and a Scan-Lock™ Flash Pattern Switch. Available in Single Color or Split Colors.

	SFP1*	Amber or White	140.00
--	-------	----------------	--------

**SpitFire™ ION™ Super-LED® Series**, Includes Integral Hood, Two Suction Cups, Cigar Plug with On/Off and a Scan-Lock™ Flash Pattern Switch.

	SFION*	Amber or White	171.00
--	--------	----------------	--------



**Strobe Beacons, Self-Contained**

1500, 2000 & 2500 Series, 12/24 VDC Unless Specified.

**1500 Series Strobe Beacons**

	1510*	10 Watt, Permanent Mount, 12/24 VDC SingleFlash	127.00
	1510M*	10 Watt, Magnetic Mount, 12/24 VDC SingleFlash	141.00
	BBKT15	Shelf Mount Bracket for L50/1500 Series, Stainless Steel, Mounts to Flat Vertical Surface	46.00
	MIRROR15	Mirror Mount Bracket for 1500/L53 Series Beacons	46.00
††	FT1510	Linear Tube for 1510 Series, Each	32.50
	D1500*	Dome for 1500 & 1510 Series, Each	37.00



**2015 & 2022 Flash4™ Series Strobe Beacons - Polycarbonate Base, QuintFlash™ & Manual Hi/Low Unless Specified.**

	2015LP*	15 Watt, Perm/Pipe Mount, Low Dome	120.00
	2015LP*M	15 Watt, Magnetic Mount, Low Dome	138.00
	2015LP*V	15 Watt, Magnetic/Suction Cup Mount, Low Dome	138.00
	2015HP*	15 Watt, Perm/Pipe Mount, High Dome	120.00
	2015HP*M	15 Watt, Magnetic Mount, High Dome	138.00
	2015HP*V	15 Watt, Magnetic/Suction Cup Mount, High Dome	138.00
	2022LP*	22 Watt, Perm/Pipe Mount, Low Dome	151.00
	2022LP*M	22 Watt, Magnetic Mount, Low Dome	169.00
	2022LP*V	22 Watt, Magnetic/Suction Cup Mount, Low Dome	169.00
	2022HP*	22 Watt, Perm/Pipe Mount, High Dome	151.00
	2022HP*M	22 Watt, Magnetic Mount, High Dome	169.00
	2022HP*V	22 Watt, Magnetic/Suction Cup Mount, High Dome	169.00
	2022AP*	22 Watt, Perm/Pipe Mount, High Dome, Automatic Hi/Low	162.00



**2519 Series Strobe Beacons - Polycarbonate Base, Encapsulated, Scan-Lock™ Flash Patterns, Photocell Hi/Low with Hi Power Override. Magnetic Mount with CometFlash® and Hi Power Only.**

	2519LP*	19 Watt, Perm/Pipe/"J" Hook Mount, Low Dome	172.00
	2519LP*M	19 Watt, Magnetic Mount, Low Dome	189.00
	2519LP*V	19 Watt, Magnetic/Suction Cup Mount, Low Dome	189.00
	2519HP*	19 Watt, Perm/Pipe/"J" Hook Mount, High Dome	172.00
	2519HP*M	19 Watt, Magnetic Mount, High Dome	189.00
	2519HP*V	19 Watt, Magnetic/Suction Cup Mount, High Dome	189.00



**2000 & 2500 Series Parts & Accessories**

	MIRROR20	Mirror Mount Bracket for 2000/2500/L21/L22 Series Beacons	48.00
	BBKT20	Shelf Mount Bracket for L20/2500/2000 Series, Stainless Steel, Mounts to Flat Vertical Surface	48.00
	BGL	Branch Guard for Low Dome	35.50
	BGH	Branch Guard for High Dome	37.50
	DCH	Clear Dust Cover for High Dome Only	6.50
	MMK	90 Lb. Pull Magnetic Mount Kit, with 8 Ft. Straight Cord & Plug for 2000 Series	28.50
	LSK	Single Lighted Switch (15 Amp Rated), Mounted on Bracket, Wired and Fused	38.00
	DH2000*	High Dome for 2000 Series	67.00
	DL2000*	Low Dome for 2000 Series	67.00
††	FT10A	3-Pin "U" Strobe Tube, Plug-in, 2004, 2012, & 2015, Each	36.50
††	FT20A	3-Pin Helix 1-1/2 Turn Strobe Tube, Plug-in, 2022, Each	42.00
††	FT25	Flash Tube, 2500 Series Beacons, Each	42.00

All models are 12 Volt D.C. only unless otherwise noted above. For other voltages contact factory.

\* Replace symbol in model number with letter indicating lens color or LED color desired: A = Amber; C = Clear/White

Strobe beacons are also available in B = Blue; R = Red; G = Green

# Replace symbol in model number with letter indicating SPLIT lens or LED color desired: F = Amber/Clear

† (to be discontinued, check availability) †† (special order, check availability)

! Indicate length desired: 5 foot, 6 foot, 7 foot or 8 foot \$ Indicates Lower Price

↓ †† - Special Order, Non-Returnable, Non-Cancelable. See "Made-To-Order" Statement on Table of Contents Page of this Price List.

**MODEL DESCRIPTION LIST**

**Strobe Beacons, Self-Contained, HDP®**  
With Four Selectable Flash Patterns.

**800D Series, Amber, Blue or Red Only (For Green, Contact Factory for Price, Availability and Minimum Order Requirements), 12/24 VDC.**

800DH*P	High Dome, Perm/Pipe Mount with High Gain, Self-Cleaning Aerodynamic Dome	262.00
800DL*P	Low Dome, Perm/Pipe Mount	262.00
800DL*M	Low Dome, Magnetic Mount	288.00

**1200D Series, Amber, Blue or Red Only (For Green, Contact Factory for Price, Availability and Minimum Order Requirements), 12/24 VDC.**

1200DH*P	Perm/Pipe Mount with High Gain, Self-Cleaning Aerodynamic Dome	329.00
----------	--	--------

**Options for 800D and 1200D Series**

800BGH	Branch Guard for 800/1200 High Dome	37.50
BGH	High Dome Branch Guard	37.50
BGL	Low Dome Branch Guard for Model 800L Only	35.50
MMK	90 Lb. Pull Magnetic Mount Kit, with 8 Ft. Cord & Plug for 800/1200 Series	28.50
DL2000*	Low Dome for 2000 Series	67.00
HGDOMEH*	High Gain Dome for 800 & 1200 Series	78.00
†† 80DTUBE	800D/1200D Series Helix 1-1/2 Turn, 3 Pin Plug-In Base Strobe Tube, Each	73.00

**Super Strobe® D Series and Options, Amber, Blue or Red Only (For Green, Contact Factory for Price, Availability and Minimum Order Requirements), 12/24 VDC.**

S360D*P	Perm/Pipe Mount	393.00
S360D*B	Branch Guard Mount	430.00
†† SSTUBE	Super Strobe® Helix 1-1/2 Turn Strobe Tube and Polished Reflector, DOT6H, S360C/S360D Series, SS361, SS363, SS364, Each	73.00

**LED Beacons, Self-Contained**

**L31 Series Super-LED® Beacon, Class 1 High Dome - Cast Aluminum Base, Includes Scan-Lock™, Hi/Low Power, Cruise and Synchronize Features.**

L31H*F	Amber (Single Color Only) Flat Mount	560.00
†† L31H*F4	Amber (Single Color Only) Flat Mount, 24 VDC	613.00
L31H*M	Amber (Single Color Only) Magnet Mount	590.00
L31H*V	Amber (Single Color Only) Magnetic/Suction Cup Mount	596.00
L360PMKT	Pipe Mount Kit for L31/32 Flat Mount	35.50
L360BGB	Branch Guard Kit for L31H Series	160.00
MIRROR20	Mirror Mount Bracket for 2000/2500/L31/L32/L21/L22/L51/L52 Series Beacons	48.00
BBKT30	Shelf Mount Bracket for L30 Series, Stainless Steel, Mounts to Flat Vertical Surface	48.00

**L32 Series Super-LED® Beacon, Class 1 in Amber and Class 2 in Red & Blue, Low Dome - Cast Aluminum Base, Includes Scan-Lock™, Hi/Low Power, Cruise and Synchronize Features.**

L32L*F	Amber (Single Color Only) Flat Mount	349.00
†† L32L*F4	Amber (Single Color Only) Flat Mount, 24 VDC	381.00
L32L*M	Amber (Single Color Only) Magnet Mount	379.00
L32L*V	Amber (Single Color Only) Magnetic/Suction Cup Mount	385.00
L360PMKT	Pipe Mount Kit for L31/32 Flat Mount	35.50
MIRROR20	Mirror Mount Bracket for 2000/2500/L31/L32/L21/L22/L51/L52 Series Beacons	48.00
BBKT30	Shelf Mount Bracket for L30 Series, Stainless Steel, Mounts to Flat Vertical Surface	48.00

**L21 Series Super-LED® Encapsulated, Class 1, Polycarbonate Base, Perm Mount Models with Scan-Lock™ Flash Patterns.**

L21H*P	Amber or White, Perm/Pipe/"J" Hook Mount, High Dome	320.00
L21H*M	Amber or White, Magnet Mount, High Dome	340.00
L21H*V	Amber or White, Magnetic/Suction Cup Mount, High Dome	350.00
†† L21H*P4	Amber or White, Perm/Pipe/"J" Hook Mount, High Dome, 24 VDC	351.00
L21L*P	Amber or White, Perm/Pipe/"J" Hook Mount, Low Dome	320.00
L21L*M	Amber or White, Magnet Mount, Low Dome	340.00
L21L*V	Amber or White, Magnetic/Suction Cup Mount, Low Dome	350.00
†† L21L*P4	Amber or White, Perm/Pipe/"J" Hook Mount, Low Dome, 24 VDC	351.00
MIRROR20	Mirror Mount Bracket for 2000/2500/L31/L32/L21/L22/L51/L52 Series Beacons	48.00
BBKT20	Shelf Mount Bracket for L20/2500/2000 Series, Stainless Steel, Mounts to Flat Vertical Surface	48.00

**L22 Series Super-LED®, Encapsulated Beacon, Class 2 (Amber) - Polycarbonate Base, Includes Scan-Lock™ Flash Patterns.**

L22H*P	Amber (Single Color), Perm/Pipe Mount, High Dome	185.00
†† L22H*P4	Amber (Single Color), Perm/Pipe Mount, 24 VDC, High Dome	205.00
L22L*P	Amber (Single Color), Perm/Pipe Mount, Low Dome	185.00
L22H*M	Amber (Single Color), Magnet Mount, High Dome	206.00
L22H*V	Amber, Magnetic/Suction Cup Mount, High Dome	217.00
L22L*M	Amber (Single Color), Magnet Mount, Low Dome	206.00
L22L*V	Amber (Single Color), Magnet/Suction Cup Mount, Low Dome	217.00
L22L*P4	Amber (Single Color), Perm/Pipe Mount, 24 VDC, Low Dome	205.00
MIRROR20	Mirror Mount Bracket for 2000/2500/L21/L22/L51/L52 Series Beacons	48.00
BBKT20	Shelf Mount Bracket for L20/2500/2000 Series, Stainless Steel, Mounts to Flat Vertical Surface	48.00

Beacons



**L10 Series Super-LED® Beacon, Class 1 Amber, with Scan-Lock™ Flash Patterns**

L10HAP	NEW Amber, Perm/Pipe Hook Mount, 12VDC, High Dome	151.00
L10HAP4	NEW Amber, Perm/Pipe Hook Mount, 24VDC, High Dome	151.00

**L50 Series Super-LED® Beacon, Polycarbonate Base**

L51*P	Class 1, Amber or White, Perm/Pipe Mount	319.00
L51*M	Class 1, Amber or White, Magnet Mount	334.00
L52*P	Class 2, Amber or White, Perm/Pipe Mount	201.00
L52*M	Class 2, Amber or White, Magnet Mount	218.00
L53AP	Class 3, Amber, Flat Mount, Single LED Beacon, Scan-Lock™ Flash Patterns including Steady-Burn and Cruise Mode	62.00
L53AM	Class 3, Amber, Magnet Mount, Single LED Beacon, Scan-Lock™ Flash Patterns including Steady-Burn and Cruise Mode	77.00
MIRROR15	Mirror Mount Bracket for 1500/L50 Series	46.00
BBKT15	Shelf Mount Bracket for L50/1500 Series, Stainless Steel, Mounts to Flat Vertical Surface	46.00

**L40 Series Super-LED®, Encapsulated Beacon, 12/24 VDC, California Title 13 (Amber) and Class 1, Cast Aluminum Base, Includes Scan-Lock™, Permanent Mount Models with Hi/Low and Synchronization Feature, Amber or White**

L40*P	Perm/Pipe Mount	408.00
L40*M	Magnetic Mount	428.00
L40*V	Magnetic/Suction Mount	438.00

**L41 Series Super-LED®, Encapsulated Beacon, 12/24 VDC, Class 1, Cast Aluminum Base, Includes Scan-Lock™, Permanent Mount Models with Hi/Low and Synchronization Feature, Amber or White**

L41*P	Perm/Pipe Mount	297.00
L41*M	Magnetic Mount	318.00
L41*V	Magnetic/Suction Mount	328.00



Power Supplies & Flashers

**Flashers, Halogen & LED**

**Universal® Halogen & LED Flashers**

ULF44	Four Outlet, Four Channel LED Flasher, 60 Watts per Channel, More than 60 Scan-Lock™ Flash Patterns, Allowing for Alternating, Simultaneous and Synchronized Flashing Lighthoods	84.00
UFM8	Eight Outlet Halogen/LED Flasher, 60 Watts per outlet, 2x2x2x2 Switching, 17 Selectable Flash Patterns	169.00

**Headlight/Grille & Taillight Flashers**

SSFPOS	100% Solid-State, Headlight/Grille Light Flasher, 2 Outlet, 160 Watts Per Outlet, 7 Flash Patterns, For Positive Switching Headlights (Replaces SSF2150)	73.00
UHF2150A	Headlight/Grille Light Flasher with 4 Flash Patterns for Positive or Negative Headlight Switching (not for Chevy Impala)	65.00

**Options for LED Lighthoods**

LEDLOAD	In-line "Load" Resistor Kit to Interface with OEM Turn Signal Circuit	62.00
PROGRAM1	Scan-Lock Flash Pattern Programmer	100.00



**Power Supplies, Strobe**

**Universal® and Intelligent™ Power Supply Series**

UPS64LXA	Four Outlet, 75 Watt Output (90 Watt Input), with 10 Scan-Lock™ Flash Patterns and Synchronize Wire, 12/24 VDC	485.00
ISP94	Four Outlet, 90 Watt Output (115 Watt Input), with 16 Flash Patterns, Programmable Configurations for DOT, Serial and UPS Applications (Less Diagnostic Indicator Kit), 12 VDC	737.00
ISP188	Eight Outlet, 180 Watt Output (230 Watt Input), with 16 Flash Patterns, Programmable Configurations for DOT, Serial and UPS Applications (Less Diagnostic Indicator Kit), 12 VDC	1046.00

**Competitor™ Series Strobe Power Supplies, Fully Encapsulated with 10 Scan-Lock™ Flash Patterns, 12/24 VDC & Hi/Low Feature Standard.**

CS240	Two Outlet, 40 Watt Output (54 Watts Input)	132.00
-------	---	--------

**Competitor™ Series Plus Strobe Power Supplies, 10 Scan-Lock™ Flash Patterns and Hi/Low Feature Standard.**

CSP660	Six Outlet, 60 Watt Output (80 Watts Input), 12/24 VDC	212.00
CSP690	Six Outlet, 90 Watt Output (120 Watts Input), 12 VDC	248.00

**Hide-A-Way Strobe Systems, See "Hide-A-Way Strobe" Section under Lighthoods for Hide-A-Way Tubes (Waterproof Connectors are Highly Recommended on these Systems), For Waterproof Connectors on Lighthouse End, Contact Factory for Pricing.**

S240CC	CS240 Power Supply, Two HA238C (Replaces S220CC & S225CC)	268.00
S660CCCC	CSP660 Power Supply with Four HA239C	379.00
S660AAAA	CSP660 Power Supply with Four HA238A	505.00
S690CCCC	CSP690 Power Supply with Four HA238C	425.00
S690CCAA	CSP690 Power Supply with Two HA238C & Two HA238A	483.00
S690AAAA	CSP690 Power Supply with Four HA238A	541.00



**Lighthoods, Directional Strobe, Super-LED®, LED, Halogen & Combination**

Strobe Lighthoods Only Supplied with 15' Shielded Cable, Unless Specified. For Longer One Piece Cable, See "Substitute Longer Shielded Cable" section. Note: In the Model Number the 3rd and 4th Digit are for the LED or Super-LED Color. The 7th Digit is for the Lens Color.

**OS Marker/Clearance, Illumination and Flashing LED Series, Chrome Housing, Size is 1" Wide x 1-1/2" Long.**

OS*00MCR	Amber or Red Marker/Clearance Light with Clear Lens	24.50
----------	---	-------



All models are 12 Volt D.C. only unless otherwise noted above. For other voltages contact factory.  
 \* Replace symbol in model number with letter indicating lens color or LED color desired: A = Amber; C = Clear/White  
 Strobe beacons are also available in B = Blue; R = Red; G = Green  
 # Replace symbol in model number with letter indicating SPLIT lens or LED color desired: F = Amber/Clear  
 † (to be discontinued, check availability) †† (special order, check availability)  
 ! Indicate length desired: 5 foot, 6 foot, 7 foot or 8 foot \$ Indicates Lower Price

↓ - Special Order, Non-Returnable, Non-Cancelable. See "Made-To-Order" Statement on Table of Contents Page of this Price List.

Lighthoods

MODEL	DESCRIPTION	LIST
0S*00FCR	Amber or Red with Single Flash and Clear Lens	24.50
0S*00FCR	Blue or White with Single Flash and Clear Lens	34.50
0S*00SCR	Amber or Red Steady-Burn and Clear Lens	24.50
0SC0EDCR	White Illumination Light with Clear Lens	34.50
0AC0EDCR	White Illumination Light with Clear Lens and 45° Angled Chrome-Plated Bezel	36.50
<b>2" Round 5mm LED Lighthoods</b> , Includes 2.5" Adapter for Customer Supplied 2.5" Grommet, 3" and 3.5" Flange Mount. Other Optional Mounting Kit Purchased Separately (See Optional Mounting Section).		
T0*00M*R	Clearance Light, Amber or Red	28.50
TOCACCCR	Compartment Light, Intensity Level 3	45.00
<b>Optional Mounting for 2" Round Series</b>		
TFLANGEB	Flange Kit, Surface Mount, Black	8.50
TFLANGEC	Flange Kit, Surface Mount, Chrome	14.50
TGROM2	2" Grommet	7.00
<b>3" Round Super-LED® Lighthoods</b> , Steady-Burn or Flashing.		
3SC0CDCR	Compartment Light, White	68.00
3S*00F*R	Flashing, Single Pattern, Red or Amber	68.00
3SBCCDCR	<b>NEW</b> Compartment Light, Split Blue/White, with Independent Control of Blue and White Light	75.00
3SRCCDCR	Compartment Light, Split Red/White, with Independent Control of Red and White Light	75.00
3SR0CDRR	Red, Steady-Burn, Nighttime Illumination Lighting	68.00
3FLANGEC	Flange Kit, Surface Mount, Chrome	10.50
3GROMMET	Grommet Mounting Kit	7.00
<b>4" Round Super-LED® Lighthoods</b> , Scan-Lock™ Flash Patterns (with Phase 1 and Phase 2) and Steady-Burn, Includes Adapter for PAR36 Applications. Requires Optional Mounting Kit Purchased Separately (Except FE/FD Series).		
2F*00Z*R	Flat Lens, Synchronizable, Amber or White	177.00
2E*00Z*R	Extended Lens, Synchronizable, Amber or White	177.00
2EJ00ZCR	Extended Lens, Synchronizable, Split Red/Blue	187.00
2ED00ZCR	\$ Extended Lens, Synchronizable, Split Red/White	187.00
2EE00ZCR	\$ Extended Lens, Synchronizable, Split Blue/White	187.00
<b>4" Round Strobe &amp; 5mm LED Lighthoods</b> (DIRECTIONAL) Requires Optional Mounting Kit Purchased Separately, See Optional Mounting Section.		
201000*U	Strobe, Round, Flat Lens	121.00
20R00XRR	5mm LED, Brake/Tail/Turn, Maximum Intensity	94.00
<b>Optional Mounting for 4" Round Series</b> , Except FEDC06*R and 4" Round Super-LED®, Unless Specified.		
2FLANGEB	Black Surface Mount Trim Ring Kit (For LED Models Only)	8.50
2FLANGEC	Chrome Surface Mount Trim Ring Kit (For LED Models Only)	14.50
2GROMMET	Grommet Mounting Kit (For Strobe, LED or Super-LED' Models)	7.00
<b>4" Round, 2G Series Super-LED® &amp; 5mm LED Grommet Mount Lighthoods</b>		
20C0CDCR	Compartment Light, Level 3 Intensity, Optional Mounting Kit Purchased Separately	128.00
20C0CDCD	Compartment Light, Level 3 Intensity, with Deutsch® Connector, Optional Mounting Kit Purchased Separately	138.00
2G*00F*R	5mm LED Warning Light with 14 Flash Patterns and Steady-Burn, Red or Amber, Includes Grommet	80.00
2GFLANGC	Optional Surface Mount Chrome-Plated Flange Kit for 2G Series & Compartment Lights	14.50
2GFLANGB	Optional Surface Mount Black Flange Kit for 2G Series & Compartment Lights	8.50
2GBKT1	Optional "L" Bracket, For Use with Grommet Mount Lighthouse Only, Each	19.50
<b>400 Series Linear Strobe</b> , DIRECTIONAL, Requires Optional Mounting Kit Purchased Separately (See Optional Mounting Section).		
402000*U	Strobe, Without Flange	130.00
<b>400 Series Linear-LED® Super-LED®</b> , Six Super-LED over Six Super-LED® with Individual Controls of Upper and Lower Level. Requires Remote Flasher, Purchased Separately (NOT TO BE USED AS A Steady-Burn LIGHT).		
40**5SCR	Amber or White	220.00
<b>400 Series Single Level Super-LED®</b> , Includes Scan-Lock™ Flash Patterns (with Phase 1 and Phase 2) and Steady-Burn with Synchronize Feature.		
40*02Z*R	Amber or White	127.00
<b>400 Series 5mm LED Brake/Tail/Turn, Turn, &amp; Back Up</b> , Color LEDs with Color Outer Lens. Requires Optional Mounting Kit Purchased Separately (See Optional Mounting Section).		
40R00XRR	LED, Brake/Tail/Turn with 2 Flash Patterns Maximum Intensity	122.00
40A00AAR	LED, Turn Light Amber	122.00
40C00VCR	LED, Interior/Back-up Light, Minimum Intensity	176.00
<b>400 Series Snap-In Halogen</b> , Requires Optional Mounting Purchased Separately.		
40J000*R	Without Flange	100.00
<b>Options for 400 Series</b>		
4EFLANGE	Chrome-Plated Flange Kit (Not for use with Linear-LED' & Super-LED'), Surface Mount 5mm & Single Level Super-LED' Only	14.50
4FLANGEB	Black Flange Kit (not for use with Linear-LED' & Super-LED'), Surface Mount 5mm & Single Level Super-LED' Only	8.50
4TSMAB	Black Super-LED' Surface Mount Adapter, Linear-LED' & Super-LED Only	17.00
4TSMAC	Chrome-Plated Super-LED' Surface Mount Adapter, Linear-LED' & Super-LED Only	24.00



	4EGRILP	Grille-Master™ Chrome Housing with Swivel Bracket. Not for use with LED/Halogen Combination Models	68.00
	4EGRILB	Grille-Master™ Black Housing with Swivel Bracket. Not for use with LED/Halogen Combination Models	63.00
††	4ILKT1	Polished Intersection Housing Kit, Sold in Pairs, 4300/4400 International® Chassis Only	166.00
<b>500 Series Linear Strobe, DIRECTIONAL, Requires Optional Mounting Kit Purchased Separately (See Optional Mounting Section).</b>			
	502000*U	Strobe	122.00
<b>500 Series Linear Super-LED® Lighthead, Color LEDs with Color Outer Lens, Split Color Modules with Clear Outer Lens, Scan-Lock™ Flash Patterns, Plus Steady-Burn, and Synchronize Feature. Requires Optional Mounting Kit Purchased Separately (See Optional Mounting Section).</b>			
	50**2ZCR	Split Colors, Amber, For Horizontal Mounting	171.00
††	50AC2ZCR	\$ Split Amber/White, For Horizontal Mounting	171.00
††	50CC2ZCR	\$ Split White/White, For Horizontal Mounting	171.00
	50*02Z*R	Amber or White, For Horizontal Mounting	165.00
	5V*02Z*R	Amber, For Vertical Mounting	165.00
<b>500 Series TIR6™ Super-LED®, Color LEDs with Color Outer Lens, Split Color Modules with Clear Outer Lens, Six Super-LED®s (per panel). Scan-Lock™ Flash Patterns, including Steady and Synchronize Feature. Requires Optional Mounting Kit Purchased Separately (See Optional Mounting Section).</b>			
	50*03Z*R	Amber or White	154.00
††	50**3ZCR	Split Colors Amber and/or White	160.00
††	50AC3ZCR	\$ Split Amber/White	160.00
<b>500 Series 5mm LED Surface Mount, Color LEDs with Color Outer Lens. No Mounting Bracket Required.</b>			
	5S*00F*R	Red or Amber, with 14 Flash Patterns	82.00
	5S*00F*R	White, with 14 Flash Patterns	169.00
	5SR00XRR	Brake/Tail/Turn, with 2 Flash Patterns	88.00
	5SCA0CCR	Compartment Light, Clear Lens	165.00
<b>500 Series 5mm LED, Color LEDs with Color Outer Lens. Requires Optional Mounting Kit Purchased Separately (See Optional Mounting Section).</b>			
	50*00F*R	Red or Amber with 14 Flash Patterns	82.00
	50*00F*R	White with 14 Flash Patterns	169.00
	50C000ZR	Gradient Opti-Scenelight™	212.00
	50R00XRR	Brake/Tail/Turn, with 2 Flash Patterns	88.00
	50C00WCR	Back-up	182.00
<b>500 Series Snap-In Halogen, Requires Optional Mounting Purchased Separately (See Optional Mounting Section).</b>			
	50K000*R	Halogen	86.00
	50X000RR	Brake/Tail/Turn	70.00
<b>Options for 500 Series (For all 500 Series Lighthead, Except 5S &amp; 5G Surface Mount Models).</b>			
	5FLANGEB	Black Trim Ring, Kit	9.00
	5FLANGEC	Chrome-Plated Trim Ring, Kit	14.50
	5FLANGEP	Polished Aluminum Flange	35.00
	5GROMMET	Grommet Mount Kit	8.00
	5GBKT1	Optional "L" Bracket for use with Grommet Mount Lighthead Only, Each	18.50
	52SMAB	Black Surface Mount Adapter, Strobe Only, Requires Flange Purchased Separately	8.50
	5TSMAB	Black Surface Mount Adapter, TIR6™ Super-LED' Only	8.50
	5TSMAC	Chrome-Plated Surface Mount Adapter, TIR6™ Super-LED' Only	14.50
	5LSMAB	Black Surface Mount Adapter for Linear Super-LED' Only	14.50
	5LSMAC	Chrome-Plated Surface Mount Adapter for Linear Super-LED' Only	24.00
	5BRUSH	Aluminum Brush Guard, Includes Surface Mount Adapter for TIR6™ Super-LED' Series, 5mm Requires Optional Flange Purchased Separately	25.50
	5HSGPED	Pedestal Swivel Mount Kit, Includes Housing and Flange	187.00
	5HSGB1	7/8" to 1" Round Bar Mount Kit, Includes Housing and Flange	206.00
	5HSGB125	1.25" Round Bar Mount Kit, Includes Housing and Flange	206.00
	5BKT1	Mounting Bracket for 500 Series Super-LED', Universal Mounting Bracket	12.50
<b>5G Series Super-LED® and LED Grommet Mount Lighthead, 5GBKT1, 5GFLANGC and 5GFLANGB are the Only Mounting Options Available.</b>			
	5G*00F*R	5mm LED Warning Light, Amber or Red with 14 Flash Patterns	80.00
	5GC0CCCR	Super-LED', Compartment Light, Three White Super-LEDs with Clear Lens	74.00
	5GC00WCR	5mm LED Back-up Light, White	107.00
	5GFLANGC	Optional Surface Mount Chrome-Plated Flange Kit for 5G Series	18.50
	5GFLANGB	Optional Surface Mount Black Flange Kit for 5G Series	8.50
	5GBKT1	Optional "L" Bracket, For Use with Grommet Mount Lighthead Only, Each	18.50
<b>508E Series - Linear Strobe, Surface Mount (DIRECTIONAL)</b>			
	58EC20*U	Strobe	227.00
	508TRIM	Chrome-Plated Flange Cover	19.50
<b>508 Series - Relampable Halogen Lights, Surface Mount (Less Cable)</b>			
	580CAA*R	Dual Halogen	191.00
	508TRIM	Chrome-Plated Flange Cover	19.50
<b>600 Series Linear Strobe, Lighthead, DIRECTIONAL, Requires Optional Mounting Kit Purchased Separately (See Optional Mounting Section).</b>			
	602000*U	Without Flange	175.00



Lighthead



All models are 12 Volt D.C. only unless otherwise noted above. For other voltages contact factory.  
 \* Replace symbol in model number with letter indicating lens color or LED color desired: A = Amber; C = Clear/White  
 Strobe beacons are also available in B = Blue; R = Red; G = Green  
 # Replace symbol in model number with letter indicating SPLIT lens or LED color desired: F = Amber/Clear  
 † (to be discontinued, check availability) †† (special order, check availability)  
 ! Indicate length desired: 5 foot, 6 foot, 7 foot or 8 foot \$ Indicates Lower Price

↓ - Special Order, Non-Returnable, Non-Cancelable. See "Made-To-Order" Statement on Table of Contents Page of this Price List.

**MODEL DESCRIPTION LIST**


**600 Series 5mm LED Brake/Tail, Turn, & Back-Up Lighthoods**, Surface Mount, Color LEDs with Color Outer Lens. Requires Optional Mounting Kit Purchased Separately (See Optional Mounting Section).

60A00TAR	Amber Turn Signal, Populated Arrow Shape without Flange, with Multiple Flash Patterns	133.00
60R00XRR	Brake/Tailight without Flange, with 2 Flash Patterns, Meets SAE Requirements	182.00
60R00BRR	Brake/Tailight without Flange, with 2 Flash Patterns, Meets SAE Requirements	94.00
60C00VCR	Interior/Back-up Light, Minimum Intensity	133.00
60C00WCR	Interior/Back-up Light, Maximum Intensity	478.00



**600 Series Super-LED® Lighthoods**, Surface Mount, Color LEDs with Color Outer Lens (Unless Specified). Requires Optional Mounting Kit Purchased Separately (See Optional Mounting Section).

60*02S*R	Amber or White, without Flange, Requires LED Flasher Purchased Separately	181.00
60*02F*R	Amber or White, Includes Internal Flasher with Flash Patterns, Steady-Burn and Hi/Low Power	181.00
60C0ELZR	Gradient Opti-Scenelight™, Recess Mount	319.00
6SC0ENZR	Gradient Opti-Scenelight™, Surface Mount	288.00



**600 Series Snap-In Halogen Lighthoods**, Requires Optional Mounting Kit Purchased Separately (See Optional Mounting Section).

60F000*R	Without Flange	107.00
60K000XR	26 Degree Opti-Scenelight™, without Flange	140.00
60K000YR	13 Degree Opti-Scenelight™, without Flange	140.00
60J000CR	Back-up Light without Flange	107.00
60X000RR	Brake/Tail/Turn	107.00
60X000TR	Amber Arrow, without Flange	112.00

**Options for 600 Series**

64FKIT	Mounting Kit to Convert 600 Series to Fit in Old-Style 64 Series Hole Cutouts	5.00
6EFLANGE	Chrome-Plated Flange Kit for 600 Series	18.50
6FLANGEB	Black Flange Kit for 600 Series	8.50
PLAST3V	Flange, Chrome-Plated Three Light Vertical (Lighthoods Purchased Separately)	152.00
PLAST4V	Flange, Chrome-Plated Four Light Vertical (Lighthoods Purchased Separately)	214.00
PLAST4VL	Flange, Chrome-Plated Four Light Vertical, 5mm LED and Super-LED® Only (Lighthoods Purchased Separately)	99.00
CAST1L	Polished Aluminum Housing for Horizontal Mounting, 1 Lamp	110.00
CAST3	Polished Aluminum Housing for Vertical Mounting, 3 Lamp	201.00
CAST3H	Polished Aluminum Housing for Horizontal Mounting, 3 Lamp	218.00
CAST4V	Polished Aluminum Housing for Vertical Mounting, 4 Lamp	298.00

**700 Series Linear Strobe Lighthoods**, DIRECTIONAL, Requires Optional Mounting Kit Purchased Separately (See Optional Mounting Section).

702000*U	Without Flange	161.00
----------	----------------	--------

**700 Series Super-LED® Lighthoods**, Surface Mount, Color LEDs with Color Outer Lens (Unless Specified). Requires Optional Mounting Kit Purchased Separately (See Optional Mounting Section).

70*02S*R	Amber or White, without Flange, Requires LED Flasher Purchased Separately	181.00
70*02F*R	Amber or White, Includes Internal Flasher with Flash Patterns, Steady-Burn and Hi/Low Power	181.00
70C0ELZR	Gradient Opti-Scenelight™, Recess Mount	319.00



**700 Series 5mm LED Brake/Tail/Turn & Back-Up Lighthoods**, Surface Mount, Color LEDs with Color Outer Lens. Requires Optional Mounting Kit Purchased Separately (See Optional Mounting Section).

70R00BRR	Brake/Tail/Turn, Minimum Populated, Meets SAE Requirements, with 2 Flash Patterns	94.00
70R00XRR	Brake/Tail/Turn, Maximum Populated, Meets SAE Requirements, with 2 Flash Patterns	154.00
70C00VCR	Interior/Back-up Light, Minimum Intensity	182.00
70C00WCR	Interior/Back-up Light, Maximum Intensity, with 14 Flash Patterns	406.00
70A00TAR	Amber Turn Signal, Sequential Chevron Arrow without Flange with Multi-Flash Pattern	122.00



**700 Series Snap-In Halogen Lighthoods**, Requires Optional Mounting Kit Purchased Separately (See Optional Mounting Section).

70F000*R	Without Flange	100.00
70K000ZR	8-32 Degree Opti-Scenelight™, without Flange	121.00
70J000CR	27 Watt Back-up Light, without Flange	96.00
70X000RR	Brake/Tail/Turn	100.00
70X000TR	Amber Arrow, Left/Right	107.00



**Options for 700 Series**

7FLANGEB	Black Flange Kit	9.00
7EFLANGE	Chrome-Plated Flange Kit	15.50
7EGRILP	Grille-Master™ Chrome Housing Kit with Swivel Bracket for Linear Strobe & LED Only	68.00
7EGRILB	Grille-Master™ Black Housing Kit with Swivel Bracket for Linear Strobe & LED Only	63.00
7PLAST1C	Composite Housing, One Lamp	69.00
7CAST1	Polished Cast Aluminum Housing, 1 Lamp (Not for use with 702*S0*U)	107.00
7CAST3	Polished Cast Aluminum Housing, 3 Lamps (Not for use with 702*S0*U)	211.00
73FKIT	Mounting Kit to convert 700 Series to fit in Old Style 73 Series Hole Cutouts	6.00
7GIKT1	Polished Grille Housing Kit for 4300/4400 International® Chassis Only, No Grille Modification Required, Pair	307.00
†† 7GCV6LRC	Grille Mount Chrome Housing for 2006-2011 Chevy Express Van, Super-LED® & 5mm will Surface Mount, Pair	69.00

**81E Series - Linear Strobe Lighthoods**, Surface Mount (DIRECTIONAL)

81EC20*U	Strobe	227.00
----------	--------	--------

Lighthoods

810TRIM	Chrome-Plated Flange Cover	23.50
<b>810 Series - Relampable Halogen Lightheads, Surface Mount (Less Cable)</b>		
810CAA*R	Dual Halogen	191.00
810TRIM	Chrome-Plated Flange Cover	23.50
<b>900 Series Strobe Lightheads, DIRECTIONAL, Optional Mounting Purchased Separately (See Optional Mounting Section).</b>		
902000*U	Linear Strobe without Flange	167.00
<b>900 Series Super-LED® Lightheads, Surface Mount (Unless Specified), Color LEDs with Color Outer Lens (Unless Specified). Requires Optional Mounting Flange 90FLANGC &amp; 90FLANGB Purchased Separately.</b>		
90**5S*R	Amber or White (Single Color Only), without Flange, Requires LED Flasher Purchased Separately	288.00
90**5F*R	Amber or White (Single Color Only), Includes Internal Flasher with Flash Patterns, Steady-Burn and Hi/Low Power	288.00
9SC0ENZR	Gradient Opti-Scenelight™, Surface Mount, Includes Flange	510.00
90FLANGB	Black Flange Kit for 900 Series Super-LED® Only	10.50
90FLANGC	Chrome-Plated Flange Kit for 900 Series Super-LED® Only	23.50
<b>900 Series 5mm LED Brake/Tail &amp; Turn, Lightheads, Surface Mount, Color LEDs with Color Outer Lens. Requires Optional Mounting Purchased Separately (See Optional Mounting Section).</b>		
90A00TAR	Turn Signal, Populated Arrow Shape without Flange, with 17 Flash Patterns, Amber, Left/Right Arrow	242.00
90R00XRR	Brake/Tail without Flange, Meets SAE Requirements	363.00
90R00BRR	Brake/Tail without Flange, Meets SAE Requirements	211.00
<b>900 Series Snap-In Halogen Lightheads, Optional Mounting Kit Purchased Separately (See Optional Mounting Section).</b>		
90F000*R	Without Flange	100.00
90E000ZR	Gradient Opti-Scenelight™, Replaces 90K000YR/XR Models	141.00
90J000CR	27 Watt Back-Up Light, without Flange	100.00
90X000RR	Brake/Tail/Turn without Flange	124.00
90X000TR	Amber Arrow, Left/Right	136.00
<b>Options for 900 Series (Except for Super-LED®)</b>		
9FLANGEB	Black Flange Kit for 900 Series (Not for Use With 900 Super-LED® Series)	10.50
9EFLANGE	Chrome-Plated Flange Kit for 900 Series (Not for Use With 900 Super-LED® Series)	23.50
97FKIT	Mounting Kit to Convert 900 Series to Fit in Old Style 97 Series Hole Cutouts	7.00
<b>Universal LED Hideaway™, Includes Two or Four Red, Blue, Amber or White Lightheads with 85 Scan-Lock™ Flash Patterns.</b>		
LAW2**	2 Single Color Units, 1-6' and 1-10' Cable with Lamp Driver, Amber or White	460.00
LAW4****	4 Single Color Units, 2-6' and 2-10' Cables with Lamp Driver, Amber or White	777.00
LAW615	Substitute a 15' Cable for the Standard 6' Cable	21.50
LAW1015	Substitute a 15' Cable for the Standard 10' Cable	12.50
LAW620	Substitute a 20' Cable for the Standard 6' Cable	33.50
LAW1020	Substitute a 20' Cable for the Standard 10' Cable	24.50
LAW625	Substitute a 25' Cable for the Standard 6' Cable	46.00
LAW1025	Substitute a 25' Cable for the Standard 10' Cable	36.50
LAW*	Replacement LED Hideaway Lamp, Amber or White (Replacement Only)	171.00
<b>VERTEX™ Super-LED® Light, Single Self-Contained Lighthead with 25 Scan-Lock™ Flash Patterns, Including Steady-Burn.</b>		
VTX609*	Red, Amber or White, 9' Cable	125.00
†† VTX609#	Split Color, Red, Blue, White and/or Amber, with 9' Cable	130.00
VTXFB	Flange Kit, Surface Mount, Black	8.50
VTXFC	Flange Kit, Surface Mount, Chrome	14.50
<b>Vertex™ Competitor Series™ Super-LED® Light, Self-Contained Lighthead with 6" pigtail.</b>		
VTC3*	<b>NEW</b> Red, Amber or White	96.00
VTCFB	<b>NEW</b> Flange Kit, Surface Mount, Black	8.50
VTCFC	<b>NEW</b> Flange Kit, Surface Mount, Chrome	14.50
<b>Hide-A-Way Strobe Tubes &amp; Systems (Waterproof Connectors are Highly Recommended on these Tubes &amp; Systems), For Systems with Waterproof Connectors on Lighthead End, Contact Factory for Pricing.</b>		
HA239C	Clear Strobe, Soft Plug-In with Flange	70.00
HA239CD	Clear Strobe, Soft Plug-In with Flange, Deutsch® Waterproof Connectors on Lighthead and One Side of Cable	91.00
HA238C	Clear Strobe, Flange Mount	72.00
HA238A	Amber Strobe, Flange Mount	100.00
HA238CD	Clear Strobe, Flange Mount, Deutsch® Waterproof Connectors on Lighthead and One Side of Cable	93.00
HA238AD	Amber Strobe, Flange Mount, Deutsch® Waterproof Connectors on Lighthead and One Side of Cable	118.00
S30HACP	Clear Strobe Tube Only (Less Cable), Soft Plug-In with Flange	57.00
S30HACPD	Clear Strobe Tube Only (Less Cable), Soft Plug-In with Flange, Deutsch® Waterproof Connector	68.00
S30HAC	Clear Strobe Tube Only (Less Cable), Flange Mount	60.00
S30HAA	Amber Strobe Tube Only (Less Cable), Flange Mount	85.00
S30HACD	Clear Strobe Tube Only (Less Cable), Flange Mount, Deutsch® Waterproof Connector	70.00
S30HAAD	Amber Strobe Tube Only (Less Cable), Flange Mount, Deutsch® Waterproof Connector	95.00
S240CC	CS240 Power Supply, Two HA238C (Replaces S220CC & S225CC)	268.00
S660CCCC	CSP660 Power Supply with Four HA239C	379.00
S660AAAA	CSP660 Power Supply with Four HA238A	505.00
S690CCCC	CSP690 Power Supply with Four HA238C	425.00
S690CCAA	CSP690 Power Supply with Two HA238C & Two HA238A	483.00



Lightheads



All models are 12 Volt D.C. only unless otherwise noted above. For other voltages contact factory.  
 \* Replace symbol in model number with letter indicating lens color or LED color desired: A = Amber; C = Clear/White  
 Strobe beacons are also available in B = Blue; R = Red; G = Green  
 # Replace symbol in model number with letter indicating SPLIT lens or LED color desired: F = Amber/Clear  
 † (to be discontinued, check availability) †† (special order, check availability)  
 †! Indicate length desired: 5 foot, 6 foot, 7 foot or 8 foot \$ Indicates Lower Price

↓ †† - Special Order, Non-Returnable, Non-Cancelable. See "Made-To-Order" Statement on Table of Contents Page of this Price List.

MODEL	DESCRIPTION	LIST
S690AAAA	CSP690 Power Supply with Four HA238A	541.00

**Interior Lights (Less Cable)**

60C0EHCR	<b>NEW \$</b> Super-LED Ambulance Interior Light. 6" Round Surface Mount	191.00
60C0EJCS	<b>NEW</b> 6 Diode Interior Light, White, Includes Switch	172.00
80C0EHCR	Super-LED' Ambulance Interior Light. Fits Industry Standard 8" Cutout (Replaces 80C0EECR)	309.00
80CBEHCR	9 Diode, Super-LED' Interior Light, 6 White with Hi/Low and 3 Blue	309.00
80CREHCR	9 Diode, Super-LED' Interior Light, 6 White with Hi/Low and 3 Red	309.00
80R0EKCR	3 Diode, Super-LED' Interior Light, RED	134.00
80R0EJCR	6 Diode, Super-LED' Interior Light, RED	165.00
8635CU	35 Watt Halogen Interior Dome Light, Rectangular	98.00
86CE1	12 Diode, Super-LED' 8" x 6" Interior Light, White	387.00
CL25C	Round Compartment Light, Clear, 25 Watt Halogen, Surface Mount	61.00



**ION™ Series Super-LED® Universal Light**, Includes Universal Mount, Scan-Lock™ Flash Patterns and a 4-wire Pigtail. (For Green, Contact Factory for Price, Availability and Minimum Order Requirements).

ION*	Amber or White, Black Housing	167.00
IONW*	Amber or White, White Housing	167.00
IONK1B	Optional Swivel Mount Bracket, Black	29.50
IONK1W	Optional Swivel Mount Bracket, White	29.50
IONGROM	<b>NEW</b> Grommet Mount Kit	7.00

**ION™ Wide Angle Series Super-LED® Universal Light**, Includes Universal Mount, Scan-Lock Flash Patterns and a 4-Wire Pigtail. (For Green, Contact Factory for Price, Availability and Minimum Order Requirements).

WION*	<b>NEW</b> Wide Angle, Amber or White, Black Housing	167.00
†† WIONM	<b>NEW</b> Wide Angle, Split Blue/Amber, Black Housing	167.00
WIONW*	<b>NEW</b> Wide Angle, Red, Blue, Amber or White, White Housing	167.00
†† WIONWM	<b>NEW</b> Wide Angle, Split Blue/Amber, White Housing	167.00
IONK1B	<b>NEW</b> Optional Swivel Mount Bracket, Black	29.50
IONK1W	<b>NEW</b> Optional Swivel Mount Bracket, White	29.50
IONGROM	<b>NEW</b> Grommet Mount Kit	7.00



**ION™ Surface Mount Series Super-LED®**, Includes Scan-Lock™ Flash Patterns and a 4-Wire Pigtail. (For Green, Contact factory for Price, Availability and Minimum Order Requirements)

IONSM*	Amber or White, Black Housing	167.00
IONSMW*	Amber or White, White Housing	167.00
IONK1B	<b>NEW</b> Optional Swivel Mount Bracket, Black	29.50
IONK1W	<b>NEW</b> Optional Swivel Mount Bracket, White	29.50



**ION™ Wide Angle Surface Mount Series Super-LED® Universal Light**

WIONSM*	<b>NEW</b> Wide Angle, Amber or White, Black Housing	167.00
†† WIONSM	<b>NEW</b> Wide Angle, Split Blue/Amber, Black Housing	167.00
WIONSMW*	<b>NEW</b> Wide Angle, Amber or White, White Housing	167.00
†† WIONSMWM	<b>NEW</b> Wide Angle, Split Blue/Amber, White Housing	167.00
WIONSMC*	<b>NEW</b> Wide Angle, Amber or White, Chrome-Plated	187.00
WIONSMCD	<b>NEW</b> Wide Angle, Spit Red/White, Chrome-Plated	187.00

**Fluorent™ Series & Fluorent Plus™ Series Super-LED™ Tube Lighting**, Includes Both "C" Clip and "P" Clip Mounting

F09C	9", Non-Frosted Lens	70.00
F09PC	9" Plus, Non-Frosted Lens	80.00
F18C	18", Non-Frosted Lens	100.00
F18PC	18" Plus, Non-Frosted Lens	121.00
F27C	27", Non-Frosted Lens	131.00
F27PC	27" Plus, Non-Frosted Lens	161.00
F36C	36", Non-Frosted Lens	171.00
F36PC	36" Plus, Non-Frosted Lens	212.00
F45C	45", Non-Frosted Lens	212.00
F45PC	45" Plus, Non-Frosted Lens	262.00
F54C	54", Non-Frosted Lens	262.00
F54PC	54" Plus, Non-Frosted Lens	323.00
F63C	63", Non-Frosted Lens	302.00
F63PC	63" Plus, Non-Frosted Lens	373.00



**M2 Series Super-LED® Surface Mount**, Color Outer Lens, Unless Specified. Optional Mounting Flange. 3-5/8" Long x 2-1/8" High x Protrudes 1"

M2*	<b>NEW</b> Warning, Amber or White	161.00
M2*C	<b>NEW</b> Warning, Amber with Clear Lens	161.00
M2FC	<b>NEW</b> Flange, Chrome	14.50
M2FB	<b>NEW</b> Flange, Black	9.00
M2GROM	<b>NEW</b> Grommet Mount Kit	8.00



**M2 Wide Angle Series Super-LED® Surface Mount**, Designed to meet NFPA and KKK specifications, Color Outer Lens, Unless Specified. Optional Mounting Flange. 3-5/8" Long x 2-1/8" High x Protrudes 1"

M2W*	<b>NEW</b> Warning, Wide Angle, Amber or White	161.00
M2W*C	<b>NEW</b> Warning, Wide Angle, Amber, with Clear Lens	161.00
M2FC	<b>NEW</b> Flange, Chrome	14.50



M2FB	NEW Flange, Black	9.00
M2GROM	NEW Grommet Mount Kit	8.00

**M4 Series Linear Super-LED® Surface Mount**, Color Outer Lens, Unless Specified. Optional Mounting Flanges Available. 5-1/2" Long x 3-3/8" High, Protrudes 1-3/8".

M4*	Warning, Amber or White. Internal Flasher with Flash Patterns and Synchronize Feature.	175.00
M4*C	Warning, Amber with Clear Lens. Internal Flasher with Flash Patterns and Synchronize Feature.	175.00
M4*S	Amber or White, Requires LED Flasher Purchased Separately.	175.00
M4*CS	Amber or White with Clear Outer Lens, Requires LED Flasher Purchased Separately.	175.00
M4FC	Flange, Chrome.	14.50
M4FB	Flange, Black.	9.00
M4FC400	Flange, Chrome, Adapts M4 to 400 Series Mounting	20.50
M4BRUSH	Brush Guard, Black	41.00
M4GM2LRC	Grille Mount Chrome Housing, For 2005-2011 Freightliner M2 Series, Pair	64.00



**M6 Series Linear Super-LED® Surface Mount**, Color Outer Lens, Unless Specified. Optional Mounting Flanges Available. 6-3/4" Long x 4-5/16" High, Protrudes 1-3/8".

M6*	Warning, Amber or White. Internal Flasher with Flash Patterns and Synchronize Feature.	212.00
M6*C	Warning, Amber with Clear Lens. Internal Flasher with Flash Patterns and Synchronize Feature.	212.00
M6*S	Amber or White, Requires LED Flasher Purchased Separately.	212.00
M6*CS	Amber or White with Clear Outer Lens, Requires LED Flasher Purchased Separately	212.00
M6BTT	Brake/Tail/Turn.	154.00
M6T	Amber Turn Signal, Sequential Chevron Arrow without Flange with Multi-Flash Pattern.	134.00
M6BUW	Back-Up Light.	206.00
M6ZC	Gradient Scene Light. With Flash Patterns and Synchronize Feature.	360.00
M6FC	Flange, Chrome	14.50
M6FB	Flange, Black	9.00
M6P15C	15° Angled Surface Mount Housing, Chrome	73.00
M6P15B	15° Angled Surface Mount Housing, Black	35.50
M6FC600	Flange, Chrome, Adapts M6 to 600 Series Mounting	22.50
M6BRUSH	Brush Guard, Black	41.00
M6HDLMTK	Headlight Mounting Kit for ATI & KD Housings, Includes Hardware	72.00
M6FCV2	Flange, Chrome, Two Light, Vertical, Lighthoods Purchased Separately	103.00
M6FCV3	Flange, Chrome, Three Light, Vertical, Lighthoods Purchased Separately	144.00
M6FCV4	Flange, Chrome, Four Light, Vertical, Lighthoods Purchased Separately	206.00



Lighthoods

**M7 Series Linear Super-LED® Surface Mount**, Color Outer Lens, Unless Specified. Optional Mounting Flanges Available. 7-5/8" Long x 3-3/8" High, Protrudes 1-3/8".

M7*	Warning, Amber or White. Internal Flasher with Flash Patterns and Synchronize Feature.	212.00
M7*C	Warning, Amber with Clear Lens. Internal Flasher with Flash Patterns and Synchronize Feature.	212.00
M7*S	Amber or White, Requires LED Flasher Purchased Separately.	212.00
M7*CS	Amber or White with Clear Outer Lens, Requires LED Flasher Purchased Separately	212.00
M7FC	Flange, Chrome	14.50
M7FB	Flange, Black	9.00
M7FC700	Flange, Chrome, Adapts M7 to 700 Series Mounting	29.50
M7BRUSH	Brush Guard, Black	41.00
M7IC8C	Intersector (Fender) Mount Chrome Housing, For 2005-2008 Chevy 4500/5500 Series, Surface Mount, Pair	69.00
M7GCV8C	Grille Mount Chrome Housing, For 2006-2011 Chevy Express Van, Surface Mount, Pair	69.00
M7ICV8C	Intersector (Fender) Mount Chrome Housing, For 2006-2011 Chevy Express Van, Surface Mount, Pair	69.00



**M9 Series Linear Super-LED® Surface Mount**, Color Outer Lens, Unless Specified. Optional Mounting Flanges Available. 10-3/8" Long x 6-1/2" High, Protrudes 1-3/8".

M9*	Warning, Amber or White. Internal Flasher with Flash Patterns and Synchronize Feature.	320.00
M9*C	Warning, Amber with Clear Lens. Internal Flasher with Flash Patterns and Synchronize Feature.	320.00
M9*S	Amber or White, Requires LED Flasher Purchased Separately.	320.00
M9*CS	Amber or White with Clear Outer Lens, Requires LED Flasher Purchased Separately	320.00
M9LZC	Scenelight, White, Includes Flange (Replaces M9ZC).	541.00
M9BTTX	Brake/Tail/Turn	346.00
M9T	Amber Turn	387.00
M9BUW	Back-Up Light	403.00
M9FC	Flange, Chrome	23.50
M9FB	Flange, Black	9.00
M9FC900	Flange, Chrome, Adapts M9 to 900 Series Mounting	39.50
M9BRUSH	Brush Guard, Black	62.00



**Micro Edge® (Strobe & Super-LED®) & Micro LFL Lighthead Assemblies**, Mirror Mount Bracket Sold Separately (with 20' Cable).

†† MC9MED2*	9M, 2 Strobe Assemblies, 8.2"W x 10"D x 3.5"H	323.00
†† MCFLED2*	Freedom™, Two Linear Super-LED's with a Built-in Flasher, 8.2"W x 10"D x 3.5"H, Amber	704.00
†† MCSLED2*	Micro LFL Liberty™, Two Linear Super-LED's with Built-in Flasher, 9.5" L x 12" D x 2.5" H, Amber	605.00



**PAR-36 and PAR-46 Super-LED® Floodlights and Spotlights**

P36SLC	PAR 36, 12/24 VDC, Replacement	181.00
P36SLCHG	PAR 36, 12/24 VDC, Combination Spotlight/Floodlight. Includes Rubber Swivel Housing with Stainless Steel Bracket and Hardware	201.00



All models are 12 Volt D.C. only unless otherwise noted above. For other voltages contact factory.

\* Replace symbol in model number with letter indicating lens color or LED color desired: A = Amber; C = Clear/White

Strobe beacons are also available in B = Blue; R = Red; G = Green

# Replace symbol in model number with letter indicating SPLIT lens or LED color desired: F = Amber/Clear

† (to be discontinued, check availability) †† (special order, check availability)

! Indicate length desired: 5 foot, 6 foot, 7 foot or 8 foot \$ Indicates Lower Price

↓ - Special Order, Non-Returnable, Non-Cancelable. See "Made-To-Order" Statement on Table of Contents Page of this Price List.

Lighthoods

MODEL	DESCRIPTION	LIST
P36HHS	PAR 36, Super-LED' Hand Held Combination Spotlight/Floodlight, 12/24 VDC, Includes Cigar Cord, On/Off Switch and Magnet	383.00
P46SLC	PAR 46, 12 VDC, Replacement, 2° Spot Light	242.00
P46FLC	PAR 46, 12 VDC, Replacement, 8° Spotlight	242.00
P46WLC	PAR 46, 12 VDC, Replacement, 20° High x 60° Wide Floodlight Pattern	242.00
P46SLCHG	PAR 46, Spotlight 12 VDC, Includes Rubber Swivel Housing with Stainless Steel Bracket and Hardware	268.00
P46HHS	PAR 46, Super-LED' Hand Held Spotlight, 12 VDC, Includes Cigar Cord, On/Off Switch and Magnet	454.00
<b>PAR-36 Round Super-LED® Work Light, Cast Aluminum and Includes Pedestal/Swivel Mount, Standard.</b>		
3PC0C0CD	NEW White, Intensity Level 3, Deutsch Connector	322.00
<b>PAR-36 Round Super-LED® Work Light with Pedestal/Swivel Mount, Built-in On/Off Switch and Removable "T" Handle.</b>		
PFBP12	12 Super-LED' Floodlight, Black Housing	412.00
PFBP12C	12 Super-LED' Floodlight, Black Housing with Chrome Rear Cover	423.00
PFBP6	6 Super-LED' Floodlight, Black Housing	350.00
PFBP6C	6 Super-LED' Floodlight, Black Housing with Chrome Rear Cover	360.00
PSBP12	12 Super-LED' Spotlight, Black Housing	412.00
PSBP12C	12 Super-LED' Spotlight, Black Housing with Chrome Rear Cover	423.00
PSBP6	6 Super-LED' Spotlight, Black Housing	350.00
PSBP6C	6 Super-LED' Spotlight, Black Housing with Chrome Rear Cover	360.00
<b>PAR-36 Round Super-LED® Work Light with Stud/Swivel Mount.</b>		
PFBS12	12 Super-LED' Floodlight, Black Housing	278.00
PFBS12C	12 Super-LED' Floodlight, Black Housing with Chrome Rear Cover	288.00
PFBS6	6 Super-LED' Floodlight, Black Housing	217.00
PFBS6C	6 Super-LED' Floodlight, Black Housing with Chrome Rear Cover	227.00
PSBS12	12 Super-LED' Spotlight, Black Housing	278.00
PSBS12C	12 Super-LED' Spotlight, Black Housing with Chrome Rear Cover	288.00
PSBS6	6 Super-LED' Spotlight, Black Housing	217.00
PSBS6C	6 Super-LED' Spotlight, Black Housing with Chrome Rear Cover	227.00
<b>PAR 36 Round Super-LED® Work Light with Magnetic Mount, Includes Built-in On/Off Switch and Cigar Cord</b>		
PFBM12	12 Super-LED' Floodlight, Black Housing	278.00
<b>Perimeter Enhancement Light, Super-LED, Steady White</b>		
PELCC	NEW Chrome Flange, White	191.00
PELCB	NEW Black Flange, White	191.00
<b>Micro Pioneer™ Series, Super-LED® Work/Scene Light, Includes Mounting Bracket and 3 Additional Interchangeable Optic Lenses.</b>		
MPBW	NEW Bail/Stud Mount, White Housing	403.00
MPBB	NEW Bail/Stud Mount, Black Housing	403.00
<b>Pioneer™ Series and Pioneer Plus™ Series, White Housing, 12 VDC unless noted, Super-LED® Scene/Work Light. Requires Optional Mounting Kit Purchased Separately.</b>		
PFA1	Single Panel Super-LED' Floodlight	614.00
PFP1	Single Panel Pioneer Plus Super-LED' Floodlight	824.00
PFA2	Two Panel Super-LED' Floodlight	1077.00
PFP2	Dual Panel Pioneer Plus Super-LED' Floodlight	1438.00
PSP1	Single Panel Pioneer Plus Super-LED' Spotlight, 8°	824.00
PTP1	Single Panel Pioneer Plus Super-LED' Spotlight, 2°	824.00
PCP2	Two Panel Pioneer Plus Super-LED' Combination Floodlight and 8° Spotlight	1438.00
PFP1AC	Single Panel Pioneer Plus Super-LED' Floodlight, 120 VAC, UL® Approved	989.00
PFP2AC	Two Panel Pioneer Plus Super-LED' Floodlight, 120 VAC, UL® Approved	1716.00
<b>Pioneer™ Series and Pioneer Plus™ Series Pole Assemblies, Refer to Separate Pole Assemblies Price List</b>		
POLES	NEW Refer to Separate Pole Assemblies Price List	
<b>Options for Pioneer™ &amp; Pioneer Plus™ Series</b>		
PBA0127	Brow Mounting Bracket, 2.75" Radius	161.00
PBA0130	Brow Mounting Bracket, 3" Radius	161.00
PBA106	Bail Mount Bracket, White, For Single Pioneer™ (PFA1/PFP1)	97.00
PBA206	Bail Mount Bracket, White, For Dual Pioneer™ (PFA2/PFP2)	109.00
PBA106V	Vertical Bail Mount Bracket, White, For Single Pioneer	97.00
PBA206V	Vertical Bail Mount Bracket, White, For Dual Pioneer™ (PFA2/PFP2)	109.00
PBAPED	Replaced by PBAPEDA or PBAPEDD, See Pole/Pedestal Pioneer™ Series	
PBAPED2	Replaced by PBAPEDA or PBAPEDD, See Pole/Pedestal Pioneer™ Series	
PBA103	Semi-Recess Housing with Chrome Flange, Mounts Single Pioneer™ (PFA1/PFP1) Straight or at a 15° Angle	130.00
PBA203	Semi-Recess Housing with Chrome Flange, Mounts Dual Pioneer™ (PFA2/PFP2) Straight or at a 15° Angle	233.00
PFLASH	Flasher with Steady-Burn Override, Multiple Flash Patterns	103.00
<b>Pioneer™ and Pioneer Plus™ Series, Includes Handle and Pole/Pedestal Mount Adapter, White Housing, 12 VDC unless noted, Super-LED Spot/Work Lights.</b>		
PFA1P	Single Panel Pioneer with Pole/Pedestal Mount Adapter	849.00
PFA1P1	Single Panel Pioneer with Pole/Pedestal Mount Adapter and On/Off Switch	874.00



PF1P	Single Panel Pioneer Plus with Pole/Pedestal Mount Adapter	1056.00
PF1P1	Single Panel Pioneer Plus with Pole/Pedestal Mount Adapter and On/Off Switch	1081.00
PFA2P	Dual Panel Pioneer with Pole/Pedestal Mount Adapter	1313.00
PFA2P1	Dual Panel Pioneer with Pole/Pedestal Mount Adapter and On/Off Switch	1339.00
PF2P	Dual Panel Pioneer Plus with Pole/Pedestal Mount Adapter	1672.00
PF2P1	Dual Panel Pioneer Plus with Pole/Pedestal Mount Adapter and On/Off Switch	1697.00
PSP1P	Single Panel Pioneer Plus, 8° Spotlight with Pole/Pedestal Mount Adapter	1056.00
PSP1P1	Single Panel Pioneer Plus, 8° Spotlight with Pole/Pedestal Mount Adapter and On/Off Switch	1081.00
PCP2P	Dual Panel Pioneer Plus, Combination Flood and 8° Spotlight with Pole/Pedestal Mount Adapter	1672.00
PCP2P2	Dual Panel Pioneer Plus, Combination Flood and 8° Spotlight with Pole/Pedestal Mount Adapter and Two On/Off Switches for Individual Control of Lightheads	1723.00
PF1AP	Single Panel Pioneer Plus, 120 VAC, with Pole/Pedestal Mount Adapter	1223.00
PF1AP1	Single Panel Pioneer Plus, 120 VAC, with Pole/Pedestal Mount Adapter and On/Off Switch	1248.00
PF2AP	Dual Panel Pioneer Plus, 120 VAC, with Pole/Pedestal Mount Adapter	1950.00
PF2AP1	Dual Panel Pioneer Plus, 120 VAC, with Pole/Pedestal Mount Adapter and On/Off Switch	1975.00
PBAPEDD	<b>NEW</b> Pedestal Mount Kit for Pioneer with Pole/Pedestal Mount Adapter	302.00
PBAPEDA	<b>NEW</b> Pedestal Mount Kit for 120VAC Pioneer with Pole/Pedestal Mount Adapter	302.00

**Pioneer™ Series & Pioneer Plus™ Series, Lightbar Mount, Super-LED® Floodlight**, Includes Permanent Mounting Feet, Floodlight Mounting Bracket and Flasher with Scan-Lock™ Flash Patterns Including Steady Burn. Factory Installed on Freedom Lightbars Only. Lightbar Purchased Separately and May Prevent the Use of Other Options.

††	PFA1LB1	1 Single PFA1 Pioneer Center Mounted for 55" and Up	1366.00
††	PFA1LB2	2 Single PFA1 Pioneers with Mounting Brackets for 72" and Up	2190.00
††	PF1LB1	1 Single PFP1 Pioneer Center Mounted for 55" and Up	1576.00
††	PF1LB2	2 Single PFP1 Pioneers with Mounting Brackets for 72" and Up	2612.00
††	PFA2LB1	1 Dual PFA2 Pioneer Center Mounted for 55" and Up	1881.00
††	PFA2LB2	2 Dual PFA2 Pioneers with Mounting Brackets for 72" and Up	3323.00
††	PF2LB1	1 Dual PFP2 Pioneer Center Mounted for 55" and Up	2242.00
††	PF2LB2	2 Dual PFP2 Pioneers with Mounting Brackets for 72" and Up	4045.00

**Strip-Lite™ Super-LED® & 5mm LED Series**, Surface Mount, Color LEDs with Color Outer Lens.

	PS*00F'R	5mm, Amber or Red, 14 Flash Patterns including Steady-Burn	120.00
	PSC00FCR	5mm, White, 14 Flash Patterns including Steady-Burn	329.00
	PSR00XRR	5mm, Brake/Tail, with 2 Flash Patterns	120.00
	PSRASXCR	5mm, Brake/Tail with Amber Turn Signal	130.00
	PSC0ADCR	Super-LED' Compartment Light, Intensity Level 2, Frosted Lens	84.00
	PSC0CDCR	Super-LED' Compartment Light, Intensity Level 3, Frosted Lens	128.00
	PSBKT451	45° Mounting Bracket for 1 Strip-Lite™ Compartment Light	21.00
	PSBKT1	Guard for use with or without Single Angle Bracket	30.50

**TIR3™ & LIN3™ Series Super-LED® Lightheads and Options**, Surface Mount, Color Super-LED® with Clear Outer Lens, 3.5" W x 1.1" H x 1.2" D. Includes Black Flange. Scan-Lock™ Flash Patterns including Steady-Burn and Synchronize Feature.

	RS*02ZCR	LIN3™, Horizontal Mounting, Amber or White	101.00
	RS*03ZCR	TIR3™, Horizontal Mounting, Amber or White	91.00
	RV*03ZCR	TIR3™, Vertical Mounting, Amber or White	91.00
	RFLANGEA	Optional Cast Aluminum Mounting Flange Kit	26.50
	RBKT1	Optional Mounting Bracket for 1 RS TIR3™ or LIN3™ Lighthead (Not for Use with RV series)	10.50
	RBKT2	Optional Mounting Bracket for 2 RS TIR3™ and/or LIN3™ Lightheads (Not for Use with RV series)	19.50
	RFLANG2B	Optional Black, Dual Surface Mount Flange Kit for 2 TIR3™ and/or LIN3™ Lightheads	12.50
	RFLANG2C	Optional Chrome-Plated, Dual Surface Mount Flange Kit for 2 TIR3™ and/or LIN3™ Lightheads	17.50
	RFLANGCD	Optional, Deep, Chrome-Plated Mounting Flange Kit	14.50
	RFLANGEC	† Optional Chrome-Plated Mounting Flange Kit	14.50
	RGROMMET	Grommet Mount Kit for TIR3™ and LIN3™	7.00
	RBKT4	Optional Swivel Mounting Bracket For 1 TIR3™ or LIN3™	34.50
	RBKT5	Optional, Under-the-Sideview Mirror Mount for 2009-2012 Chevy Tahoe, 18° Downward Housing	14.50
	RBKT6	Optional License Plate Bracket for 2 TIR3™/LIN3™/LIN6™s, Horizontal Mount	21.50
	RBKT7	Optional License Plate Bracket for 2 TIR3™/LIN3™/LIN6™s, Vertical Mount	21.50
	RBKT8B	Optional Fender Mount for Freightliner M2 or International 2011, Black, Pair	23.50
	RBKT8C	Optional Fender Mount for Freightliner M2 or International 2011, Chrome, Pair	28.50

**LIN6™ Series Linear Super-LED® Lightheads and Options**, Surface Mount, Color Super-LED with Clear Outer Lens, 4" W x 2" H x 1-9/16" D, Includes Black Flange. Scan-Lock™ Flash Patterns Including Steady-Burn and Synchronize Feature.

	LIN6*	Horizontal Mount, Amber or White	144.00
	LIN61	Horizontal Mount, Amber/Amber Split	150.00
	LIN6FC	Optional Deep Chrome-Plated Mounting Flange Kit	14.50
	RGROMMET	Grommet Mount Kit for LIN6™	7.00
	L6BKT3	Optional 46 Degree Push Bumper Bracket, Each	13.50
	L6BKT5	<b>NEW</b> Optional Under-the-Side View Mirror Mount for 2009-2012 Chevy Tahoe, 18° Downward Housing	17.50
	RBKT6	Optional License Plate Bracket for 2 TIR3™/LIN3™/LIN6™s, Horizontal Mount	21.50
	RBKT7	Optional License Plate Bracket for 2 TIR3™/LIN3™/LIN6™s, Vertical Mount	21.50
	LIN4KIT	Mounting Kit to convert LIN6™ Series to mount in SS*02ZCR/LIN4 location, includes black flange.	19.50

All models are 12 Volt D.C. only unless otherwise noted above. For other voltages contact factory.

\* Replace symbol in model number with letter indicating lens color or LED color desired: A = Amber; C = Clear/White

Strobe beacons are also available in B = Blue; R = Red; G = Green

# Replace symbol in model number with letter indicating SPLIT lens or LED color desired: F = Amber/Clear

† (to be discontinued, check availability) †† (special order, check availability)

! Indicate length desired: 5 foot, 6 foot, 7 foot or 8 foot \$ Indicates Lower Price

Lightheads



↓ †† - Special Order, Non-Returnable, Non-Cancelable. See "Made-To-Order" Statement on Table of Contents Page of this Price List.

MODEL	DESCRIPTION	LIST
-------	-------------	------

**Cables, Extensions And Connector Kits**

**Shielded Three Conductor Extension Cables**

EXT5	Five Foot Extension Cable with AMP Mate-N-Lok® Connectors	19.50
EXT10	Ten Foot Extension Cable with AMP Mate-N-Lok® Connectors	28.50
EXT15	Fifteen Foot Extension Cable with AMP Mate-N-Lok® Connectors	34.50
EXT20	Twenty Foot Extension Cable with AMP Mate-N-Lok® Connectors	43.00
EXT25	Twenty-Five Foot Extension Cable with AMP Mate-N-Lok® Connectors	55.00
EXT30	Thirty Foot Extension Cable with AMP Mate-N-Lok® Connectors	62.00
EXT40	Forty Foot Extension Cable with AMP Mate-N-Lok® Connectors	75.00

**Shielded Three Conductor Extension Cables, with Deutsch® Waterproof Connectors on Lighthouse Side of Cable.**

EXT5WD	Five Foot Extension Cable with Deutsch® Connector on Lighthouse Side of Cable	31.50
EXT10WD	Ten Foot Extension Cable with Deutsch® Connector on Lighthouse Side of Cable	35.50
EXT15WD	Fifteen Foot Extension Cable with Deutsch® Connector on Lighthouse Side of Cable	44.00
EXT20WD	Twenty Foot Extension Cable with Deutsch® Connector on Lighthouse Side of Cable	55.00
EXT25WD	Twenty-Five Foot Extension Cable with Deutsch® Connector on Lighthouse Side of Cable	62.00
EXT30WD	Thirty Foot Extension Cable with Deutsch® Connector on Lighthouse Side of Cable	71.00
EXT40WD	Forty Foot Extension Cable with Deutsch® Connector on Lighthouse Side of Cable	84.00

**Substitute Longer Shielded Cables, For Standard 15' Cable, Where Applicable.**

SEXT20	Substitute Twenty Foot Cable for Standard Fifteen Foot Cable	8.00
SEXT25	Substitute Twenty-Five Foot Cable for Standard Fifteen Foot Cable	17.00
SEXT30	Substitute Thirty Foot Cable for Standard Fifteen Foot Cable	27.50
SEXT35	Substitute Thirty-Five Foot Cable for Standard Fifteen Foot Cable	35.50

**Substitute Longer Shielded Cables, For Standard 15' Cable with Waterproof Connector on Lighthouse Side of Cable Only, Where Applicable (Requires Purchase of Lighthouse & Cable with Deutsch® Waterproof Connector on Lighthouse Side).**

SEXT20D	Substitute Twenty Foot Cable for Standard Fifteen Foot Cable, Deutsch® Waterproof Connectors on Lighthouse Side of Cable Only	8.00
SEXT25D	Substitute Twenty-Five Foot Cable for Standard Fifteen Foot Cable, Deutsch® Waterproof Connectors on Lighthouse Side of Cable Only	17.00
SEXT30D	Substitute Thirty Foot Cable for Standard Fifteen Foot Cable, Deutsch® Waterproof Connectors on Lighthouse Side of Cable Only	27.50
SEXT35D	Substitute Thirty-Five Foot Cable for Standard Fifteen Foot Cable, Deutsch® Waterproof Connectors on Lighthouse Side of Cable Only	35.50

**Connector Kits**

A441A	3 Pins and Connector AMP Mate-N-Lok® (Cap)	3.50
A442A	3 Sockets and Connector AMP Mate-N-Lok® (Plug)	3.50
A444A	2 Pins and Connector AMP Mate-N-Lok® (Cap)	3.50
A446A	2 Sockets and Connector AMP Mate-N-Lok® (Plug)	3.50
W441D	3 Pins and Connector Kit, Waterproof (Deutsch®)	8.00
W441D14	3 Pins and Connector Kit, Waterproof (Deutsch®), for DOT TPR Cable	8.00
W442D	3 Sockets and Connector Kit, Waterproof (Deutsch®)	8.00
W444D	2 Pins and Connector Kit, Waterproof (Deutsch®)	5.50
W446D	2 Sockets and Connector Kit, Waterproof (Deutsch®)	5.50

**Waterproof Connector Kits, Installed, OPTIONAL, Substitute for AMP Mate-N-Lok® Connectors.**

W441DIN	Deutsch® 3 Pins and Connector Kit, Waterproof (Installed on Cable)	14.50
W442DIN	Deutsch® 3 Sockets and Connector Kit, Waterproof (Installed on Lighthouse)	14.50

**Tools, Crimpers And Extractors**

**Tools**

†† CRIMPD	Crimping Tool for Deutsch® Metal Terminals	354.00
†† CRIMPFT	Crimping Tool for AMP Mate-N-Lok® Standard Terminals	161.00
†† CRIMPIV	Crimping Tool for Barrel Style Terminals	141.00
†† EXTRACT	Economical Extractor for both AMP Mate-N-Lok® Pins and Sockets	70.00
†† PINPUSH	Heavy-Duty Extractor for AMP Mate-N-Lok® Pins	195.00
†† SOCKPUSH	Heavy-Duty Extractor for AMP Mate-N-Lok® Sockets	171.00

**DOT Wing Plow Super-LED® Lighthoods**

**Wing Plow Super-LED® Lighthoods, Includes TIR3™ Super-LED® Encapsulated in a Cast Housing and 20' Cable.**

WPLOW1A	Amber, for use when Wing Plow is in Use	201.00
WPLOW2A	Amber, for use when Wing Plow is Stowed	201.00
WPLOW3AA	Includes 1-WPLOW1A and 1-WPLOW2A	376.00

**Wing Plow LINZ6 Super-LED Lighthouse, Encapsulated in a Cast Housing with 20' Cable**

WPLOWZ1A	NEW Amber, for use when Wing Plow is in Use	252.00
WPLOWZ2A	NEW Amber, for use when Wing Plow is Stowed	252.00
WPLOWZ3A	NEW Includes WPLOWZ1A and WPLOWZ2A	480.00



## DOT3® Super-LED®

For DOT3® Super-LED® Systems, Refer to Separate DOT Price List

0000	For DOT3® Super-LED® Systems, Refer to Separate DOT Price List	
------	--	--

## Switches And Control Boxes

### Power Control Centers and Switches

WCC9	WeCan® Controller, 3 Position Slide and 6 Push Buttons, for WeCan Lightbars Only (Not for use with DUO™ Lightbars)	278.00
PCC8R	8 Position Key Pad with Remote Relay Module, Three 20 Amp and Five 10 Amp Relays	309.00
PCCS9R	Switch Control with Built-in Relays (Standard Switching)	393.00
PCCS9NP	Programmable Switch Control for Delta™, 9M, Liberty™ & Ultra Freedom™ Lightbars (Low Current Switching), Replaces PCCS9N & PCCS9N1	282.00
PCC4W	Switch Box with Four 25 AMP SPST Switches, Lighted	111.00
PCC6W	Switch Box with Six 25 AMP SPST Switches, Lighted	151.00
PCC10W	Switch Box with Ten 25 AMP SPST Switches, Lighted	191.00
1SWITCH	1 Switch Bracket with Switch of Your Choice	51.00
2SWITCH	2 Switch Bracket with Switches of Your Choice	94.00
3SWITCH	3 Switch Bracket with Switches of Your Choice	111.00
4SWITCH	4 Switch Bracket with Switches of Your Choice	151.00
PC1	PC-1 Switch, Lighted SPST, 15 AMP Contacts	32.50
PC2	PC-2 Switch, Momentary SPST, 15 AMP Contacts	32.50
PC3	PC-3 Switch, Lighted SPDT, 15 AMP Contacts	32.50
PC4	PC-4 Switch, SPDT, On-On, 15 AMP Contacts	32.50
PC5	PC-5 Switch, DPDT, 15 AMP Contacts	32.50
PC5S	PC-5S Switch, DPDT, 15 Amp Contacts, for Strobe Hi/Off/Low Operation	32.50



## Back-Up Alarms, Electronic

### Back-Up Alarms

WBUA107	Back-Up Alarm, 107dB, 12-24 VDC	52.00
WBUA97	Back-Up Alarm, 97dB, 12-24 VDC	40.00
WBUA112	Back-Up Alarm, 87-112dB, 12-24 VDC, Self-Adjusting	110.00
WBUA112C	Back-Up Alarm, 112 dB, 12-24 VDC	67.00



Switches & Speakers

## Safety Site™ & Emitters

Safety Site™, Super-LED® Traffic Control Light.

W2OSSRK	5 Red Module Kit, Includes Carrying Bag	472.00
W2OSS	Red Module, Each	87.00



## Traffic Advisor™ Series & Accessories

All Models include Control Head for Light Array (Unless Specified), Programmable Flash Patterns Standard on TACTRL1A and TACTLD1, allows for Remote Activation of the "Flash Pattern" and End Lamp Enable/Disable Feature.

**Dominator™ Traffic Advisor™, TIR3™ Super-LED® Low Profile**, Control Head Optional, 1.74" High x 2.17" Deep Housing, Three Super-LED®s Per Panel.

TAD6	Six Lamp TIR3™ Super-LED' Traffic Advisor™, 23.36" Long, Less Control Head	522.00
TAD8	Eight Lamp TIR3™ Super-LED' Traffic Advisor™, 30.36" Long, Less Control Head	652.00
†† TAD8**	Eight Lamp TIR3™ Super-LED' Traffic Advisor™ with Two End Flashing LEDs, Amber, 30.36" Long, Less Control Head	663.00
TADCTL1	TAD/TADP Series Control Head Only	126.00
TADSW1	On/Off Non-Lighted, SPDT 20 Amp Switch, for TADCTL1	14.50
TADSW2	On/Off/On Non-Lighted, SPDT 20 Amp Switch, for TADCTL1	14.50
TADSW3	Momentary Non-Lighted, SPST 20 Amp Switch, for TADCTL1	14.50

**Dominator™ Plus Traffic Advisor™, LINZ6™ Super-LED® Low Profile**, Control Head Optional, 1.74" High x 2.17" Deep Housing, Six Super-LED®s Per Lamp.

TADP6	Six Lamp LINZ6™ Super-LED' Traffic Advisor™, 23.26" Long, Less Control Head	896.00
TADP8	Eight Lamp LINZ6™ Super-LED' Traffic Advisor™, 30.36" Long, Less Control Head	1170.00
†† TADP8**	Eight Lamp, Six Lamp LINZ6™ Super-LED' Traffic Advisor™ with Two End Flashing LEDs, Amber, 30.36" Long, Less Control Head	1184.00
†† TADP8FT	Eight Lamp LINZ6 Super-LED' Traffic Advisor™, 37.37" Long, Includes Rear Deck Mounting for 2011 Ford Taurus.	1203.00
TADCTL1	TAD/TADP Series Control Head Only	126.00
TADSW1	On/Off Non-Lighted, SPDT 20 Amp Switch, for TADCTL1	14.50
TADSW2	On/Off/On Non-Lighted, SPDT 20 Amp Switch, for TADCTL1	14.50
TADSW3	Momentary Non-Lighted, SPST 20 Amp Switch, for TADCTL1	14.50

**Traffic Advisor™, TIR3™, Super-LED®, 1.74" High x 2.17" Deep Housing, Three Super-LED®s Per Panel.**

TAM63	Six Lamp TIR3™ Super-LED' Traffic Advisor™, 23.26" Long	686.00
TAM83	Eight Lamp TIR3™ Super-LED' Traffic Advisor™, 30.36" Long	838.00



All models are 12 Volt D.C. only unless otherwise noted above. For other voltages contact factory.

\* Replace symbol in model number with letter indicating lens color or LED color desired: A = Amber; C = Clear/White

Strobe beacons are also available in B = Blue; R = Red; G = Green

# Replace symbol in model number with letter indicating SPLIT lens or LED color desired: F = Amber/Clear

† (to be discontinued, check availability) †† (special order, check availability)

! Indicate length desired: 5 foot, 6 foot, 7 foot or 8 foot \$ Indicates Lower Price

↓ †† - Special Order, Non-Returnable, Non-Cancelable. See "Made-To-Order" Statement on Table of Contents Page of this Price List.

MODEL	DESCRIPTION	LIST
†† TAM83**	Eight Lamp TIR3™ Super-LED Traffic Advisor™, 30.36" Long, with Two End Flashing LEDs, Amber	848.00
†† TAM8348	Eight Lamp TIR3™ Super-LED Traffic Advisor™, 48" Long	1162.00
	<b>Traffic Advisor™, LINZ6™, Super-LED®</b> , 1.74" High x 2.17" Deep Housing, Six LEDs Per Panel.	
TAZ66	Six Lamp LINZ6™ Super-LED Traffic Advisor™, 23.26" Long	1030.00
TAZ86	Eight Lamp LINZ6™ Super-LED Traffic Advisor™, 30.36" Long	1315.00
†† TAZ86**	Eight Lamp, Six Lamp LINZ6™ Super-LED Traffic Advisor™ with Two End Flashing Super-LEDs, Amber, 30.36" Long	1329.00
	<b>Traffic Advisor™, 5mm LED Low Profile</b> , 2.84" High x 2.25" Deep "C" Style Housing. Now with Waterproof Connecters Standard.	
TAL65	Six Lamp LED Traffic Advisor™, 36" Long	702.00
TAL85	Eight Lamp LED Traffic Advisor™, 46.82" Long	834.00
	<b>Traffic Advisor™, Front Load, Super-LED®</b> , 2.35" High x 2.38" Deep Housing.	
†† TANF85**	Six Lamp Linear-LED Traffic Advisor™ with Two End Flashing Super-LED's, Amber, 45.12" Long	1133.00
TANF85	Eight Lamp Linear-LED Traffic Advisor™, 45.12" Long	1121.00
TANF65	Six Lamp Linear-LED Traffic Advisor™, 37" Long	958.00
TACF85	Eight Lamp CON3™ Super-LED Traffic Advisor™, 45.12" Long	908.00
†† TACF85**	Eight Lamp CON3™ Super-LED Traffic Advisor™ with 2 End Flashers, Amber, 45.12" Long	919.00
	<b>Traffic Advisor™, TIR6™ Super-LED® Low Profile</b> , 2.84" High x 2.25" Deep Housing, Six Super-LED's Per Panel. Now with Waterproof Connecters Standard.	
TAM65	Six Lamp Super-LED Traffic Advisor™, 36" Long	1133.00
TAM85	Eight Lamp Super-LED Traffic Advisor™, 46.82" Long	1370.00
†† TAM85**	Six Lamp Super-LED Traffic Advisor™ with Two End Flashing Super-LED's, Amber, 46.82" Long	1380.00
	<b>Traffic Advisor™, Straight Style Halogen &amp; LED</b>	
TA637A	500 Series, Six Lamp Halogen Traffic Advisor, Rectangular Aluminum Housing, 33" Long	626.00
TA837A	500 Series, Eight Lamp Halogen Traffic Advisor, Rectangular Aluminum Housing, 43 1/4" Long	656.00
TA4437M	500 Series, Eight Lamp Traffic Advisor, TIR6™ Super-LED's, Rectangular Aluminum Housing, Two Piece, 22 7/8"	1585.00
TA870A	700 Series, Eight Lamp Halogen Traffic Advisor, Edge®+Plus™ Style Housing, 72"	1237.00
TA870L	700 Series, Eight Lamp 5mm LED Traffic Advisor, Edge®+Plus™ Style Housing, 72"	1973.00
	<b>Traffic Advisor™ LED, Wireless Remote Control</b> , Models Include a 30' 14 Gauge TPR Power Cable and a Wireless Remote Controller.	
†† RF6016L!	600 Series, 16 LED Lamps, One Piece, Arrow Head Style	4029.00
	<b>Traffic Advisor™, Arrow Head Style</b> , Halogen & LED Models, Includes TACTRL3A Unless Noted.	
†† TA1252L	500 Series, 12 LED Lamps, One Piece	1918.00
†† TA1652L	500 Series, 16 LED Lamps, One Piece	2141.00
†† TA8852H	500 Series, 16 Halogen Lamps, Two Piece	1676.00
†† TA1660L!	600 Series, 16 LED Lamps, One Piece, Serial Communicator, Includes TACTRL2 (Replaces TA1664L!), One 2 Conductor 20 Gauge & One 2 Conductor 10 Gauge Cable	4137.00
†† TA1664H!	600 Series, 16 Halogen Lighthoods, Arrow Head style, 16 Conductor Cable	1753.00
	<b>Traffic Advisor™, Wireless Remote Control, Front Load, Arrow Head Style, Linear Super-LED®</b> , 3.5" Deep x 46" Long. Includes Wireless Remote Controller.	
†† RF165NF1	Sixteen Lamp, 23" High with 25' Power Cable	2743.00
†† RF165NF2	Sixteen Lamp, 23" High with 50' Power Cable	2826.00
†† RF125NF1	Twelve Lamp, 15" High with 25' Power Cable	2353.00
†† RF125NF2	Twelve Lamp, 15" High with 50' Power Cable	2444.00
	<b>Traffic Advisor™ Accessories</b>	
TAPVC15	15' Traffic Advisor™ Extension Cable for TA637A and TA837A	108.00
TAPVC25	25' Traffic Advisor™ Extension Cable for TA637A and TA837A	174.00
TAPVC35	35' Traffic Advisor™ Extension Cable for TA637A and TA837A	201.00
TAPVC50	50' Traffic Advisor™ Extension Cable for TA637A and TA837A	284.00
†† STAPVC30	Substitute 30' PVC Cable for Standard 15' Cable for TA837A and TA637A - ADD	90.00
†† STAPVC35	Substitute 35' PVC Cable for Standard 15' Cable for TA837A and TA637A - ADD	117.00
†† STAPVC40	Substitute 40' PVC Cable for Standard 15' Cable for TA837A and TA637A - ADD	148.00
†† STAPVC50	Substitute 50' PVC Cable for Standard 15' Cable for TA837A and TA637A - ADD	201.00
TATPR20	20' Extension Cable for TA870A & TA870L	187.00
TACTLD1	Control Head Only for Five to Eight Lamp LED Traffic Advisors ONLY, Includes Remote Flash Control and End Lamp Enable/Disable Feature	392.00
TACTRL1A	Control Head Only for Six and Eight Lamp Halogen Light Array with Remote Flash Control & End Lamp Enable/Disable Feature	392.00
TACTRL3A	Control Head Only for Sixteen Lamp Halogen/LED Light Array, Non Diagnostix™, Meets Federal Standards	392.00
DELTAC1A	Delete TACTRL1A from 6 to 8 Light Halogen Traffic Advisor™ - DEDUCT	100.00
DELTALD1	Delete TACTLD1 from 6 to 8 Light LED Traffic Advisor™ - DEDUCT	100.00



Back-Up Alarms,  
Safety Site, Door

**Guardian™ Series Mini Lightbars**  
Rotating, Strobe & Super-LED®

**Guardian™ Series Lightbars**(Replaces RDX & RHD Series).

G1P*	Two 135 RPM Rotators, Diamond Mirrors, Permanent Mount	227.00
------	--	--------



G1M*	Two 135 RPM Rotators, Diamond Mirrors, Magnetic Mount	248.00
G1V*	Two 135 RPM Rotators, Diamond Mirrors, Magnetic/Suction Mount	267.00
G2P*	Two High Speed 175 RPM Rotators, Diamond Mirrors, Permanent Mount	227.00
G2M*	Two High Speed 175 RPM Rotators, Diamond Mirrors, Magnetic Mount	248.00
G2V*	Two High Speed 175 RPM Rotators, Diamond Mirrors, Magnetic/Suction Mount	267.00
G7P*	Two Remote Strobe Beacons & One Power Supply, Diamond Mirrors, Permanent Mount, 12/24 VDC, Color Outer Dome	283.00
G7M*	Two Remote Strobe Beacons & One Power Supply, Diamond Mirrors, Magnetic Mount, 12/24 VDC, Color Outer Dome	309.00
G7V*	Two Remote Strobe Beacons & One Power Supply, Diamond Mirrors, Magnetic/Suction Mount, 12/24 VDC, Color Outer Dome	329.00
G7PC**	Two Remote Strobe Beacons & One Power Supply, Diamond Mirrors, Permanent Mount, 12/24 VDC, Clear Outer Dome, Color Inner Domes	283.00
G7MC**	Two Remote Strobe Beacons & One Power Supply, Diamond Mirrors, Magnetic Mount, 12/24 VDC, Clear Outer Dome, Color Inner Domes	309.00
G7VC**	Two Remote Strobe Beacons & One Power Supply, Diamond Mirrors, Magnetic/Suction Mount, 12/24 VDC, Clear Outer Dome, Color Inner Domes	329.00

**Options for Guardian™ Series**

KCF*	Color Filter Kit For G1 & G2 Series Only, Customer Installed. Each	7.00
G1MM90	90 lb. Magnetic Mount Kit with Cigar Plug for G1, G2 & G5 Series Only	45.00
G7MM90	90 lb. Magnetic Mount Kit with Cigar Plug for G7 & G8 Series Only	45.00
INSTLRDX	Installation of G1MM90 or G7MM90 on Permanent Mount Guardian Series	12.00

**Responder® LP Series Mini Lightbars**

Low Profile, Super-LED®. For Multiple Color Lightbars with Clear Outer Dome, Replace " \* " with an "S" and use Lighting Package R1\$\$\$00 for R1 Models and R2\$\$\$00 for R2 Models. Replace Symbol "\$" with the Number of Color LED Lighthead Required (Maximum of Six). Order of Color is Red, Blue and Amber.

**Responder® LP Duo™ Series Lightbars, Polycarbonate Base, with Clear Outer Dome.**

†† RDLPPAB	Six DUO Amber/Blue Super-LED' Modules, Permanent Mount	1060.00
------------	--	---------

**Responder® LP Series Lightbars, Polycarbonate Base, with Color Outer Dome Standard on Single Color Models.**

R1LPP*	Six CON3™ Super-LED' Modules, Permanent Mount, Amber	459.00
R1LPM*	Six CON3™ Super-LED' Modules, Magnet Mount, Amber	482.00
R1LPV*	Six CON3™ Super-LED' Modules, Magnetic/Suction Mount, Amber	503.00
R2LPP*	Six LIN6™ Super-LED' Modules, Permanent Mount, Amber	594.00
R2LPM*	Six LIN6™ Super-LED' Modules, Magnet Mount, Amber	616.00
R2LPV*	Six LIN6™ Super-LED' Modules, Magnetic/Suction Mount, Amber	637.00

**Responder® LP Series Lightbars, Aluminum Base, with Color Outer Dome Standard on Single Color Models.**

R1LPHP*	Six CON3™ Super-LED' Modules, Permanent Mount, Amber	503.00
R1LPHM*	Six CON3™ Super-LED' Modules, Magnet Mount, Amber	526.00
R1LPHV*	Six CON3™ Super-LED' Modules, Magnetic/Suction Mount, Amber	555.00
R2LPHP*	Six LIN6™ Super-LED' Modules, Permanent Mount, Amber	665.00
R2LPHM*	Six LIN6™ Super-LED' Modules, Magnet Mount, Amber	686.00
R2LPHV*	Six LIN6™ Super-LED' Modules, Magnetic/Suction Mount, Amber	706.00

**Options for Multi-Color Responder® LP Series**, Replace \$ with Number of Color LEDs Required (Maximum Six Modules). Order of colors is Red, Blue, Amber, For White Contact Factory For Pricing.

R1\$\$\$00	Six CON3™ Super-LED' Modules, Insert Color, No Charge When Ordered with R1 Split Color Models	
R2\$\$\$00	Six LIN6™ Super-LED' Modules, Insert Color, No Charge When Ordered with R2 Split Color Models	

**Responder® HD Series Mini Lightbars**

Heavy-Duty Rotating and Super-LED®.

**Responder® HD Series Lightbars**

R2HDP*	Two Rotators, Diamond Mirror, Permanent Mount	240.00
R2HDM*	Two Rotators, Diamond Mirror, Magnet Mount	268.00
CF*	Color Filter Kit for Rotators (Customer Installed Option, Use with Clear Outer Dome Only), Each	6.00
R10HDP*	Six Super-LED' Modules, Amber, Permanent Mount	1199.00
R10HDM*	Six Super-LED' Modules, Amber, Magnetic Mount	1222.00
R10HDV*	Six Super-LED' Modules, Amber, Magnetic/Suction Cup Mount	1244.00
RDXMM90	90 Pound Pull Magnet Mount Kit with Cord & Plug	45.00
INSTLRDX	Installation of RDXMM90 on Permanent Mount RHD Series	12.00

**Responder® DX Series Mini Lightbars**

Strobe

**Responder® DX Series Strobe Lightbars**

R6DXP*	Two VP231 Strobes, Internal Power Supply, Diamond Mirror, 12/24 VDC, Permanent Mount, Color Outer Dome	300.00
R6DXM*	Two VP231 Strobes, Internal Power Supply, Diamond Mirror, 12/24 VDC, Magnetic Mount, Color Outer Dome	325.00
R6DXMC**	Two VP231 Strobes, Internal Power Supply, Diamond Mirror, 12/24 VDC, Magnetic Mount, Clear Outer Dome with Color Inner Dome	325.00

All models are 12 Volt D.C. only unless otherwise noted above. For other voltages contact factory.

\* Replace symbol in model number with letter indicating lens color or LED color desired: A = Amber; C = Clear/White

Strobe beacons are also available in B = Blue; R = Red; G = Green

# Replace symbol in model number with letter indicating SPLIT lens or LED color desired: F = Amber/Clear

† (to be discontinued, check availability) †† (special order, check availability)

! Indicate length desired: 5 foot, 6 foot, 7 foot or 8 foot \$ Indicates Lower Price



Traffic Advisors

↓ †† - Special Order, Non-Returnable, Non-Cancelable. See "Made-To-Order" Statement on Table of Contents Page of this Price List.

MODEL	DESCRIPTION	LIST
R6DXPC**	Two VP231 Strobes, Internal Power Supply, Diamond Mirror, 12/24 VDC, Permanent Mount, Clear Outer Dome with Color Inner Dome	300.00

**Mini 9M Series Lightbars**  
Strobe

Mini 9M Series Lightbars, Permanent Mount Models with 15' Cable.

9MMEDGE P	Permanent Mount, 2 Front & 2 Rear Strobes	824.00
9MMEDGE M	Magnetic Mount, 2 Front & 2 Rear Strobes	824.00
Options for Mini Edge® 9M Series Lightbars, Permanent Mount Models Only.		
9MTD2	Two Halogen Take-Down Lights	107.00
9MALY	Two Halogen Alley Lights	107.00



**Mini Edge® Ultra Freedom™ Series Lightbars**  
LED

Mini Edge® Ultra Freedom™ Series Lightbars, 28.25" Long with 4 Linear-LEDs®, Permanent Mount Models with 15' Passenger Side Cable, Specify LED Color Placement at Time of Order.

FT8****P	Permanent Mount, Amber and/or White	1390.00
FT8****M	Magnetic Mount, Amber and/or White	1390.00
Options for Mini Ultra Freedom™ Series Lightbars, Up to Four Linear-LED® modules in the Magnetic or Permanent Mount Models and a Maximum Two Halogen Lamps in the Permanent Mount Models Only.		
FTTD2	Two Halogen Take-Down Lights, not for use with FTALY	93.00
FTALY	Two Halogen Alley Lights, not for use with FTTD2	93.00
FTD**	Two 400 Series Linear-LEDs, Amber or White	533.00
FTD****	Four 400 Series Linear-LEDs, Amber or White	816.00



**Mini Liberty™ Series Lightbars**  
LED, Low Current Switching SL Series

Mini LFL Liberty™ Series Lightbars, 22" with 4 Linear-LED®s. Permanent Mount Models with 15' Passenger Side Cable, Specify LED Color Placement at Time of Order.

LT2****P	Permanent Mount, Amber and/or White	1297.00
LT2****M	Magnetic Mount, Amber and/or White	1297.00
Mini LFL Liberty™ Series Lightbar Accessories, For LT2****P Only.		
LTALY	Two Halogen Alley Lights	107.00
LTDD1	One Front Facing Halogen Take-Down Light	54.00



**Mini Justice® Series**

Mini Justice® JY Series, Includes Four Linear6™ Corner Modules. Permanent Mount Models with 15' Cable.

MJY****P	Permanent Mount, Amber	824.00
MJY****M	Magnetic Mount, Amber	706.00
MJY****V	Magnetic/Suction Mount, Amber	748.00
Options for Mini Justice® Series, Take-Down and Alley Lights for Permanent Mount Models Only.		
JDC*	One CON3™, Amber	96.00
JDH*	One LTR3™, Amber. Only for use with Take-Down Lights	96.00
MJTDALL1	Four LR11 Super-LEDs, Two Steady-Burn Take-Down and Two Steady-Burn Alley Lights with 15° Horizontal Adjustment. For Permanent Models Only (Replaces MJTDAL)	266.00



**Outer Edge®**

Outer Edge® Rear Facing Upper Exterior Mount Super-LED® Lightbar Series, For Chevy Tahoe/Suburban, 2008-2012, Eight Lamp. Replace § with Number of Color LEDs Required. Order of colors are Amber, Blue, Red or White.

OE13UR8	Eight Linear-LED' Modules, Two Piece, Programmable for Warning or 8 Lamp Traffic Advisor™	1236.00
†† OE13UR8T	Eight Linear-LED' Modules, Six Lamp Traffic Advisor™ with Two End Flashers, Two Piece	1257.00
†† OZP§§§§0	Eight Super-LED' Linear Modules, No Charge When Ordered with Outer Edge. Replace symbol (§) in Model Number of Each Color LED Lighthead Desired, Order of Colors are Red, Blue, Amber & White	

Outer Edge® Rear Pillar, Exterior Mount Super-LED® Lightbar Series, For Chevy Tahoe, 2010-2012, Eight Lamps, Replace symbol § with number of color LEDs required. Order of colors are Amber, Blue, Red or White.

RP13**	Rear Pillar Outer Edge®, insert colors of the two Vertex's.	1236.00
RP§§§00	Six Super-LED Linear Modules, no charge when ordered with the Rear Pillar Outer Edge®. Insert the colors of the six Linear Lighthead.	

**Freedom™ Super-LED® Series Lightbars**

Clear Outer Lens and Clear Dividers. Insert the Split Color or Single Color Required. Low Current Switching with Multiple Flash Patterns and Passenger Side Cable Exit (For Mounting Options, See Optional Edge®, Justice® and Liberty™ Mounting Kits).

Edge® Ultra Freedom™ II FC Series Super-LED® Lightbars, Includes Four Extended Corner Over/Under Linear Super-LED Modules with Independent Control of Upper and Lower Levels of Each Lighthead.

FC4####	44.375", Amber, Blue, Red and/or White Split or Single Color Combinations	2313.00
---------	---	---------



FC8###	49.75", Amber, Blue, Red and/or White Split or Single Color Combinations	2313.00
FC2###	55", Amber, Blue, Red and/or White Split or Single Color Combinations	2313.00
<b>Edge® Ultra Freedom™ FW WeCan® Series Super-LED® Lightbars</b> , Includes Four Extended Corner Linear Super-LED® Modules with Independent Control of Each Lighthouse.		
FW4****	43.375", 4 Amber and/or White	1828.00
FW8****	49.75", 4 Amber and/or White	1828.00
FW2****	55", 4 Amber and/or White	1828.00
<b>Edge® Ultra Freedom™ FX Series Super-LED® Lightbars</b> , Includes Four Extended Corner Linear Super-LED® Modules.		
FX4****	43.375", 4 Amber and/or White	1727.00
FX8****	49.75", 4 Amber and/or White	1727.00
FX2****	55", 4 Amber and/or White	1727.00
<b>Edge® Ultra Freedom™ FV WeCan® Series Super-LED® Lightbars</b> , Includes Four Corner Linear Super-LED® Modules with Independent Control of Each Lighthouse.		
FV4****	43.375", 4 Amber and/or White	1634.00
FV8****	49.75", 4 Amber and/or White	1634.00
FV2****	55", 4 Amber and/or White	1634.00
<b>Edge® Ultra Freedom™ FL Series Super-LED® Lightbars</b> , Includes Two Front Corner Linear Super-LED® Modules.		
FL4**00	44.375", 2 Corner Super-LEDs Amber or White	1194.00
FL8**00	49.75", 2 Corner Super-LEDs Amber or White	1194.00
FL2**00	55", 2 Corner Super-LEDs Amber or White	1194.00
<b>Edge® Ultra Freedom™ FL Series Super-LED® Lightbars</b> , Includes Four Corner Linear Super-LED® Modules.		
FL4****	44.375", 4 Amber and/or White	1533.00
FL8****	49.75", 4 Amber and/or White	1533.00
FL2****	55", 4 Amber and/or White	1533.00
<b>Edge® Ultra Freedom™ Series Options</b>		
†† FWDSCBL	Driver Side Cable Exit, Includes 20' Power and Ground Cable, For FV or FW Series Only, Do Not Use on FL or FX Series	59.00
FLWL2	Two Halogen Work Lights, DO NOT Use with FC Series Lightbars	155.00
FWBTTLED	Two LED Brake/Tail/Turn Lights for FV or FW Series Only, Do Not Use With FC, FL or FX Series	243.00
DELTALD1	Delete TACTALD1 from 6-8 Light LED Traffic Advisor™ - DEDUCT	100.00
†† FCDSCBL	Driver Side Cable Exit, Includes 25' Power and Ground Cable, For FC Series Only	59.00
FLW\$\$\$\$0	Five Linear Super-LED' Duplex Traffic Advisor™, Requires No Special Control Head, Replace Symbol \$ with Number of Upper Level Warning LED Colors, Order is Red/Blue/Amber, 5 Max. For FW & FV Series Only	1148.00
FLD##	2 (4 Duplex) Amber, Blue, Red and/or White Split-Color Combination, Inboard Super-LED' Module, for FC Series Only	464.00
FLBULK18	Bulk Package of 18 Edge® Ultra Freedom® Series Lightbars, In Place of Standard Individually Boxed Lightbars - DEDUCT	60.00
FLD**	2 Amber and/or White, Inboard Directional Super-LED' Lighthoods	442.00
FXALF1	Two LR11 Super-LED' Flashing Alley Lights, with 15° Horizontal Adjustment	144.00
FXTLS1	Two LR11 Super-LED' Flashing Take Down Lights, with 15° Horizontal Adjustment	144.00
†† FLDSCBL	Driver Side Cable Exit, Includes 25' Power and Ground Cable, For FL or FX Series Only	50.00
FXTLS1D	Two Dual LR11 Super-LED' Flashing Take-Down Lights, with 15° Horizontal Adjustment (Replaces FLTDLED)	360.00
FXALF1D	Two Dual LR11 Super-LED' Flashing Alley Lights, with 15° Horizontal Adjustment	360.00
FLH2CC	Two Halogen Flashing Take-Down Lights	155.00
FLALY	Two Halogen Flashing Alley Lights for FL or FV Series Only, Do Not Use with FC, FX or FW Series	93.00
FLCRUZ**	Four LED Cruise Lights, Amber, Blue, White and/or Red for FL Series Only, Do Not Use with FX, FV or FW Series	173.00
FLTALN5	Five Linear Super-LED' Traffic Advisor™, Includes Control Head	1228.00
FLTALN6	Six Linear Super-LED' Traffic Advisor™, Includes Control Head	1454.00
FLTALN5L	Five Linear Super-LED' Traffic Advisor™, Two Wire Control, Requires No Special Control Head	1092.00
FLTALN6L	Six Linear Super-LED' Traffic Advisor™, Two Wire Control, Requires No Special Control Head	1309.00
FCW\$\$\$\$0	Five Linear Super-LED', Duplex Traffic Advisor™ Requires No Special Control Head, Replace Symbol "\$" with Number of Split Warning LED Colors, Order is Red/Blue/Amber, 5 Max. For FC Series Only	1148.00
FCX\$\$\$\$0	Six Linear Super-LED' Duplex Traffic Advisor™, Requires No Special Control Head, Replace Symbol "\$" with Number of Split Warning LED Colors, Order is Red/Blue/Amber, 6 Max. For FC Series Only	1375.00
FLX\$\$\$\$0	Six Linear Super-LED' Duplex Traffic Advisor™, Requires No Special Control Head, Replace Symbol "\$" with Number of Upper Level Warning LED Colors, Order is Red/Blue/Amber, 6 Max. For FW & FV Series Only	1375.00
FLY\$\$\$\$0	Five Linear Super-LED' Duplex Traffic Advisor™, Includes Control Head, Replace Symbol \$ with Number of Upper Level Warning LED Colors, Order is Red/Blue/Amber, 5 Max. - ADD	1285.00
FLZ\$\$\$\$0	Six Linear Super-LED' Duplex Traffic Advisor™, Includes Control Head, Replace Symbol \$ with Number of Upper Level Warning LED Colors, Order is Red/Blue/Amber, 6 Max. - ADD	1510.00
DELWCCP	Delete WeCan Control Point, for use with FC, FW and FV Series Only - DEDUCT	39.00
WCC9SUB	Substitute WCC9 WeCan® Controller for WeCan Electronic Control Point Module. When Purchased with WeCan FC, FW & FV Series Lightbars Only, (Not for use with DUO™ Lightbar)	154.00



Lightbars

All models are 12 Volt D.C. only unless otherwise noted above. For other voltages contact factory.  
 \* Replace symbol in model number with letter indicating lens color or LED color desired: A = Amber; C = Clear/White  
 Strobe beacons are also available in B = Blue; R = Red; G = Green  
 # Replace symbol in model number with letter indicating SPLIT lens or LED color desired: F = Amber/Clear  
 † (to be discontinued, check availability) †† (special order, check availability)  
 ! Indicate length desired: 5 foot, 6 foot, 7 foot or 8 foot \$ Indicates Lower Price

†† - Special Order, Non-Returnable, Non-Cancelable. See "Made-To-Order" Statement on Table of Contents Page of this Price List.

MODEL	DESCRIPTION	LIST
†† WCQDPLUG	Quick Disconnect Plug for WeCan® Lightbars Only	363.00
†† 9LLTH_ _	Custom Length up to 82" (Insert Required Length in Model # 60", 66", 72", 77", or 82") - ADD	282.00
†† 9LLTH_ _	Custom Length 88"+ (Insert Required Length in Model # 88", 93", or 98") - ADD	389.00
†† PF_#LB#	Pioneer™ Lightbar Mount. Refer to Pioneer Series & Pioneer Plus™ Series Lightbar Mount for Models and Pricing	
†† SOLARPNL	Solar Panel to Reduce Parasitic Draw. For LC (Low Current) Lightbars with Passenger Side Cable Exit	636.00
†† SOLARPWC	Solar Panel to Reduce Parasitic Draw. For WeCan® Lightbars with Passenger Side Cable Exit	636.00

**LFL Liberty™ Super-LED® Series Lightbars**

Clear Outer Lens and Clear Dividers. Low Current Switching with Multiple Flash Patterns and Passenger Side Cable Exit (For Mounting Options, See Optional Edge®, Justice® and Liberty™ Mounting Kits).

**LFL Liberty™ SW WeCan® Series Super-LED**, Includes Four Extended Corner Linear-LED® Modules with Independent Control of Each Lighthouse.

SW4****	43.125", 4 Amber and/or White	1583.00
SW8****	48.50", 4 Amber and/or White	1583.00
SW2****	54", 4 Amber and/or White	1583.00



**LFL Liberty™ SX Series Super-LED®**, Includes Four Extended Corner Linear-LED® Modules.

SX4****	43.125", 4 Amber and/or White	1482.00
SX8****	48.50", 4 Amber and/or White	1482.00
SX2****	54", 4 Amber and/or White	1482.00



**LFL Liberty™ Series Options**

SLD**	Two Amber and/or White, Inboard Super-LED' Directional Lighthoods	321.00
SXTDLED	Two Super High Intensity LED Take-Down Lights	382.00
SXWLED	Two Super High Intensity LED Work Lights	382.00
SRALF1	Two LR11 Super-LED' Flashing Alley Lights with 15° Horizontal Adjustment, for Liberty Series without Screw Holes in the Top, SW, SR, SY and SZ only	121.00
SPALF1	Two LR11 Super-LED' Flashing Alley Lights with 15° Horizontal Adjustment, for Liberty Series without Screw Holes in the Top, SP, SX and SL Series Only	121.00
SXTLS1	Two LR11 Super-LED' Flashing Take-Down Lights with 15° Horizontal Adjustment	121.00
SXTLS1D	Two Dual LR11 Super-LED' Flashing Take-Down Lights with 15° Horizontal Adjustment	216.00
SXTLS1M*	Two LR11 Super-LED' Flashing Take-Down Lights with 15° Horizontal Adjustment & One Linear-LED', Amber, Center Option Only, Clear Outer Lens	417.00
SWBTTLED	Two LED Brake/Tail/Turn Lights for SW Series Only, Do Not Use with SX Series	177.00
SLTALN5L	Five Linear-LED' Traffic Advisor, Requires No Special Control Head	792.00
SLTALN6L	Six Linear-LED' Traffic Advisor, Requires No Special Control Head	950.00
SLTALN5	Five Linear Super-LED' Traffic Advisor™, Includes Control Head, For SX Series Only, Do Not Use on SW Series	1140.00
SLTALN6	Six Linear Super-LED' Traffic Advisor™, Includes Control Head, For SX Series Only, Do Not Use on SW Series	1298.00
SWW\$\$\$\$\$0	Five Linear Super-LED' Split Traffic Advisor™, Requires No Special Control Head, Replace Symbol "\$" with Number of Split Warning LED Colors, Order is Red/Blue/Amber, 5 Max. For SW Series Only	847.00
SWX\$\$\$\$\$0	Six Linear Super-LED' Split Traffic Advisor™, Requires No Special Control Head, Replace Symbol "\$" with Number of Split Warning LED Colors, Order is Red/Blue/Amber, 6 Max. For SW Series Only	1015.00
†† SLW\$\$\$\$\$0	Five Linear Super-LED' Split Traffic Advisor™, Requires No Special Control Head, Replace Symbol \$ with Number of Split Warning LED Colors, Order is Red/Blue/Amber, 5 Max. Driver Side Warning Lights Alternates with Pass. Side Warning Lights, No Individual Control of Rear Inboard Warning For SX Series Only	1015.00
†† SLX\$\$\$\$\$0	Six Linear Super-LED' Split Traffic Advisor™, Requires No Special Control Head, Replace Symbol \$ with Number of Split Warning LED Colors, Order is Red/Blue/Amber, 6 Max. Driver Side Warning Lights Alternates with Pass. Side Warning Lights, No Individual Control of Rear Inboard Warning For SX Series Only	1015.00
†† SLY\$\$\$\$\$0	Five Linear Super-LED' Split Traffic Advisor™, Includes Control Head, Replace Symbol \$ with Number of Split Warning LED Colors, Order is Red/Blue/Amber, 5 Max, For SX Series Only, Do Not Use on SW Series	1193.00
†† SLZ\$\$\$\$\$0	Six Linear Super-LED' Split Traffic Advisor™, Includes Control Head, Replace Symbol \$ with Number of Split Warning LED Colors, Order is Red/Blue/Amber, 6 Max, For SX Series Only, Do Not Use on SW Series	1353.00
DELDTACP	Delete WeCan Control Point, for use with SPZ DUO Traffic Advisor Option Only - DEDUCT	39.00
DELDUOCP	Delete WeCan Control Point, for use with SB Series Lightbars Only - DEDUCT	39.00
DELWCCP	Delete WeCan Control Point, for use with SW, SV and SR Series Only - DEDUCT	39.00
DELTALD1	Delete TACTALD1 from 6-8 Light LED Traffic Advisor™ - DEDUCT	100.00
WCC9SUB	Substitute WCC9 WeCan® Controller for WeCan Electronic Control Point Module. When Purchased with WeCan SW Series Lightbars Only, (Not for use with DUO™ Lightbars, including DUO Traffic Advisors™) Add	154.00
SLXXPAT	Criss/Cross Flash Pattern of End Linear-LED's, For SX Series Only, Do Not Use on SW Series	128.00

Lightbars

††	SWDSCBL	Driver Side Cable Exit, Includes 20' Power Cable and Control Cable, For SW Series Only, Do Not Use on SX Series	59.00
††	SLDSCBL	Driver Side Cable Exit, Includes 25' Power and Ground Cable, For SX Series Only, Do Not Use on SW Series	50.00
††	WCQDPLUG	Quick Disconnect Plug for WeCan® Lightbars Only	363.00
	SLPHOTO	Photo Cell Option for Hi/Low Power, For SY, SZ, SP and SX Series Only	41.00
	SWPHOTO	Photo Cell Option for Hi/Low Power, WeCan Series Lightbars only.	41.00
††	SOLARPNL	Solar Panel to Reduce Parasitic Draw. For LC (Low Current) Lightbars with Passenger Side Cable Exit	636.00
††	SOLARPWC	Solar Panel to Reduce Parasitic Draw. For WeCan® Lightbars with Passenger Side Cable Exit	636.00
	SXBULK18	Bulk Package of 18 LFL Liberty™ Series Lightbars, In Place of Standard Individually Boxed Lightbars - DEDUCT	60.00

#### Justice® Super-LED® WeCan® Series Lightbars

Black Base with Clear Outer Lenses Standard. Low Current Switching with Multiple Flash Patterns and Passenger Side Cable Exit. (For Mounting Options, See Optional Edge®, Justice® and Liberty™ Mounting Kits).

Justice® JV WeCan® Series Super-LED®, Includes Four Corner Linear-LED® Modules with 9 Super-LED®s Per Module.

	JV4****	44" 4 Amber and/or White	1379.00
	JV8****	50.125" 4 Amber and/or White	1443.00
	JV2****	56.25" 4 Amber and/or White	1513.00

Justice® JY WeCan® Series Super-LED®, Includes Four Corner Linear-LED® Modules with 6 Super-LED®s Per Module.

	JY4****	44" 4 Amber and/or White	1273.00
	JY8****	50.125" 4 Amber and/or White	1337.00
	JY2****	56.25" 4 Amber and/or White	1407.00

#### Justice® WeCan® Series Options

	JDC*	One CON3™, Amber or White	96.00
	JDH*	One LTR3™, for Use in Center Section Only, Amber	96.00
	JDL*	One LIN6™, Amber, Amber or White	154.00
	JTLS1	Two LR11 Super-LED' Flashing Take-Down Lights with 15° Horizontal Adjustment	107.00
	JALF1	Two LR11 Super-LED' Flashing Alley Lights with 15° Horizontal Adjustment	107.00
	JDLF**	Two Amber Flashing LR11 Super-LED' Modules in Alley Light Positions, with 15° Horizontal Adjustment	213.00
	JCTLS1	One LR11 Super-LED' Flashing Take-Down Light, for Single Center Section, with 15° Horizontal Adjustment	64.00
	JCTLS12	Two LR11 Super-LED' Flashing Take-Down Lights, for Two Center Sections, with 15° Horizontal Adjustment	107.00
	JCTLS1D	One Dual LR11 Super-LED' Flashing Take-Down Lights, for Single Center Section, with 15° Horizontal Adjustment	107.00
	JTDLED2	Two Super High Intensity LED Take-Down Lights	213.00
	JWLLED2	Two Super High Intensity LED Work Lights	213.00
	JXALF1L	Two Super-LED' External Alley Lights, for Standard End Section	288.00
	JXALF**L	Two Amber Super-LED' Modules in External Alley Light Positions, for Standard End Section	227.00
	JBTLED	Two LED Brake/Turn/Tail Lights	182.00
	JTA2W	Two Wire Control Traffic Advisor™, Standard Feature if Appropriate Number of Lighthoods are Purchased	
	JTACNTL	Traffic Advisor™ Includes Internal, External Harness and TACTALD1, Lighthoods Purchased Separately. When Purchased with Lightbar Only. For Use with CON3™ Center Module Only	531.00
	JTACBL	Traffic Advisor™ Includes Internal and External Harness, for use with CCSRNTA2, Lighthoods Purchased Separately. When Purchased with Lightbar Only. For Use with CON3™ Center Module Only	213.00
	WCC9SUB	Substitute WCC9 WeCan® Controller for WeCan Electronic Control Point Module. When Purchased with WeCan JV & JY Series Lightbars Only, Add	154.00
	DELWCCP	Delete WeCan Control Point, for use with JV and JY Series Only - DEDUCT	39.00
††	JDSCBL	Driver Side Cable Exit, in Place of Passenger Side	
	JLLTH62	Custom Length, 62.375"	241.00
	JBULK18	Bulk Package of 18 Justice® Series Lightbars, In Place of Standard Individually Boxed Lightbars- DEDUCT	60.00



#### Justice® Super-LED® Competitor™ Series Lightbars

Black Base with Clear Outer Lenses Standard. Standard Current Switching with Scan-Lock™ Flash Patterns, Pattern Override Mode and Passenger Side Cable Exit. (For Mounting Options, See Optional Edge®, Justice® and Liberty™ Mounting Kits).

Justice® "JC" Competitor™ Series Super-LED®, Includes Four Corner Linear-LED® Modules with 9 Super-LED®s Per Module.

	JC4****	44" 4 Amber and/or White	1061.00
	JC8****	50.125" 4 Amber and/or White	1142.00
	JC2****	56.25" 4 Amber and/or White	1221.00

Justice® "JE" Competitor™ Series Super-LED®, Includes Four Corner Linear-LED® Modules with 6 Super-LED®s Per Module.

	JE4****	44" 4 Amber and/or White	955.00
	JE8****	50.125" 4 Amber and/or White	1036.00
	JE2****	56.25" 4 Amber and/or White	1115.00

#### Justice® Competitor™ Series Options

	JDC*	One CON3™, Amber or White	96.00
--	------	---------------------------	-------



Lightbars

All models are 12 Volt D.C. only unless otherwise noted above. For other voltages contact factory.

\* Replace symbol in model number with letter indicating lens color or LED color desired: A = Amber; C = Clear/White

Strobe beacons are also available in B = Blue; R = Red; G = Green

# Replace symbol in model number with letter indicating SPLIT lens or LED color desired: F = Amber/Clear

† (to be discontinued, check availability) †† (special order, check availability)

! Indicate length desired: 5 foot, 6 foot, 7 foot or 8 foot \$ Indicates Lower Price

↓ †† - Special Order, Non-Returnable, Non-Cancelable. See "Made-To-Order" Statement on Table of Contents Page of this Price List.

MODEL	DESCRIPTION	LIST
JDH*	One LTR3™, for Use in Center Section Only, Amber or White	96.00
JDL*	One LIN6™, Amber and/or White	154.00
JHALF1	Two LR11 Super-LED Steady-Burn Alley Lights with 15° Horizontal Adjustment (Replaces JHALM1)	170.00
JHTLS2	Two LR11 Super-LED Steady-Burn Take-Down Lights with 15° Horizontal Adjustment (Replaces JHTDM1)	170.00
JHCTLS1	Two LR11 Super-LED Center-Mounted Steady-Burn Take-Down Lights with 15° Horizontal Adjustment for two center sections (Replaces JHCTDM1)	170.00
JHCTLS1D	One Dual LR11 Super-LED Take-Down Light, for Single Center Section, with 15° Horizontal Adjustment	170.00
JHTDALL1	Four LR11 Super-LEDs, Two Steady-Burn Take-Down and Two Steady-Burn Alley Lights with 15° Horizontal Adjustment (Replaces JHTDAL)	266.00
JHCTAL1	Four LR11 Super-LED, Two Center-Mounted Steady-Burn Take-Down and Two Steady-Burn Alley Lights with 15° Horizontal Adjustment for two center sections (Replaces JHCTDAL)	266.00
JHCTAL1D	Four LR11 Super-LED, One Dual LR11 Center-Mounted Steady-Burn Take-Down Light, for Single Center Section and Two Steady-Burn Alley Lights with 15° Horizontal Adjustment	266.00
JHFLASH	Flasher for Flashing Take-Down or Flashing Work Lights, Please Specify	107.00
JHBTTLED	Two LED Brake/Tail/Turn Lights	257.00
JTACNTL	Traffic Advisor™, Includes Internal and External Harness and TACTLD1, Lightheads Purchased Separately. When Purchased with Lightbar Only. For Use with CON3™ Center Module Only	531.00
JTACBL	Traffic Advisor™ Internal and External Harness, for use with CCSRNTA2, Lightheads Purchased Separately. When Purchased with Lightbar Only. For Use with CON3™ Center Module Only	213.00
†† JDSCBL	Driver Side Cable Exit, in Place of Passenger Side	
	DELCSPPC Delete WeCan Control Point, for use with Justice Competitor Series Plus Lightbars Only - DEDUCT	39.00
†† JLLTH62	Custom Length, 62.375"	241.00
	JBULK18 Bulk Package of 18 Justice® Series Lightbars, In Place of Standard Individually Boxed Lightbars- DEDUCT	60.00

**Towman's™ Strobe Series Lightbars**

With Passenger Side Exit 15' Cable

Towman's™ 9M Series, All Models Include LED Brake/Tail/Turn, Work Lights and Scan-Lock™.

	9M140W00	60" Includes One Power Supply and Four Strobes (2Front/2Rear)	1298.00
††	9M260W00	60" Includes Two Power Supplies, Six Strobes (4Front/2Rear)	1768.00
††	9M280W00	60" Includes Two Power Supplies, Eight Strobes (4Front/4Rear)	1896.00
††	9M300W00	60" Includes Three Power Supplies, Ten Strobes (6Front/4Rear)	2864.00
††	9M320W00	60" Includes Three Power Supplies, 12 Strobes (6Front/4Rear/2Ends)	3046.00

**Towman's™ 9M Series Options**

	9MRFIWB	Two Halogen Flashing Lights, Substituted for Standard Work Lights	100.00
	9MH2**	Two Halogen Lights, Includes Flasher with Steady-Burn Priority Mode	181.00
	9MH4****	Four Halogen Lights, Includes Flasher with Steady-Burn Priority Mode for One Set of Lights	253.00
	DEL9MWL	Delete Rear Facing Halogen Work Lights (Required if using a TA9M06) - DEDUCT	48.00
	DEL9MSTP	Delete Brake/Tail/Turn Lights (Required if using a TA9M06) - DEDUCT	48.00
††	9MLTH_ _	Custom Length up to 82" (Insert Required Length in Model # 66", 72", 77", or 82")	282.00
††	9MLTH_ _	Custom Length 88"+ (Insert Required Length in Model # 88", 93", or 98")	393.00

**Towman's™ Super-LED® Series, Freedom™, Liberty™ and Justice® Series Lightbars**

Individual Control of Front and/or Rear Lightheads. All Models Include 4 Corner Amber Linear-LED® Modules, Halogen Work Lights, LED Brake/Tail/Turn Lights.

**Towman's™ Liberty™ Competitor™ Series**

††	SL0TAAAA	60" Long, 4 Slide Bolt Mounting Brackets, Amber	1698.00
	SLEAA	Two Linear-LED Lightheads, Factory Installed, Amber	199.00
	SLTTALN6	Six Lamp Linear-LED Traffic Advisor™ with TACTLD1, Requires Deletion of Work Lights or Brake/Tail/Turn Lights	712.00
	SLETKAA	Two Linear-LED Lighthead Kit, Customer Installed, Amber	199.00
	DELSLEBT	Delete Brake/Tail/Turn Lights - DEDUCT	48.00
	DELSLEWL	Delete Work Lights - DEDUCT	48.00

**Towman Freedom™ Competitor™ Series**

	FL0TAAAA	60" Long, 3 Slide Bolt Mount, Amber	1768.00
	FLETA	Two Single Level TIR Style LED Lightheads, Factory Installed, Amber	222.00
	FLETKAA	Two Single Level TIR Style LED Lighthead Kits, Customer Installed, Amber	222.00
	DELFLTBT	Delete Brake/Tail/Turn Lights - DEDUCT	48.00
	DELFLTWL	Delete Work Lights - DEDUCT	48.00

**Towman's™ Justice® Competitor™ Series**

††	JF0TAAAA	62.375" Long, 3 Slide Bolt Mounting Brackets, Amber	1454.00
	JF0BAAAA	62.375" Long, 3 Slide Bolt Mounting Brackets, Amber and 6 CON3™ Amber	1712.00
††	JF0DAAAA	62.375" Long, 3 Slide Bolt Mounting Brackets, Amber with a Five CON3™ Traffic Advisor™, No Work Lights	2040.00



Lightbars

JDC*	One CON3™, Amber	96.00
JHSCAN	Function Upgrade, Allows for Scan-Lock™ Flash Patterns and Pattern Override Feature	31.50

### Options, Mounting Kits

For Edge®, Justice® & Liberty™ Model/Year/Length, Available at Time of Lightbar Purchase ONLY. (For Mounting Kit Options and Replacement Strap & Mounting Kits, See Replacement Parts, Mounting Kits & Strap Kits).

Chevrolet, with Lightbar Purchase Only.

MKEZ63	Colorado Pickup / 2004-2011 / 48"	53.00
MKEZ45	GMC 3500 Truck / 1999-2011 / and GMC 2500 / 2003-2011 / 52"-55"	53.00
MKEZ70	Impala / 2006-2012 / 48"-50"	53.00
MKEA70	Impala Low Profile Adjustable / 2006-2012 / 43"-44"	70.00
MKEZ71	RV/Suburban / 2007-2012, Tahoe / 2007-2012 / 52"-55"	53.00
MKAJ71	RV/Suburban / 2007-2012, Tahoe / 2007-2012, Adjustable Leveling Foot / 52"-55"	70.00
†† MKEZ45	Silverado Pickup / 1999-2006 (2007 Classic) / 52"-55"	53.00
MKEZ73	Silverado Pickup / 2007-2011 / 52"-55"	53.00

Chrysler, with Lightbar Purchase Only.

†† MKEZ62	Aspen / 2007-2011 / 48"-50"	53.00
†† MKEZ69	Charger / 2005-2010 / 48"-50"	53.00
MKEZ82	Charger / 2011-2012 / 48"-50"	53.00
†† MKEA69	Charger Low Profile Adjustable / 2005-2010 / 43"-44"	70.00
MKEZ62	Dakota / 2005-2011 / 48"-50"	53.00
MKAJ62	Dakota, Adjustable Leveling Foot / 2005-2011 / 48"-50"	70.00
†† MKEZ62	Durango / 2004-2012 / 48"-50"	53.00
†† MKAJ62	Durango, Adjustable Leveling Foot / 2004-2012 / 48"-50"	70.00
†† MKEZ62	Jeep Grand Cherokee / 2005-2011 / 54"-55"	53.00
†† MKAJ62	Jeep Grand Cherokee, Adjustable Leveling Foot / 2005-2011 / 54"-55"	70.00
†† MKAJ77	Nitro / 2011 / 48"-50"	70.00
MKEZ58	Ram 1/2 Ton Pickup / 2002-2008 / 52"-55"	53.00
MKEZ58	Ram 2500/3500 Pickup / 2003-2009 / 52"-55"	53.00
MKEZ78	Jeep Liberty / 2011 / 43"-44"	53.00
MKEZ80	Jeep Patriot / 2011 / 43"-44"	53.00
MKEA84	NEW Charger, 2011, 43"-44"	70.00

Ford, with Lightbar Purchase Only.

†† MKEZ47	Crown Victoria / 1992-2011 / 48"-50"	53.00
†† MKEA47	Crown Victoria, Low Profile Adjustable / 1992-2011 / 43"-44"	70.00
MKEZ51	Escape (Standard Roof Rack Only) / 2001-2011 / 48"-50"	53.00
MKEZ51	Escape Hybrid / 2005-2011 / 48"-50"	53.00
†† MKEZ38	Excursion, For Edge Series / 2000-2006 / 55"-60"	53.00
†† MKEZ74	Expedition (Low Profile Rack Mount) / 2007-2011 / 52"-55"	53.00
†† MKEZ60	Expedition / 2003-2011 / 52"-55"	53.00
MKEZ55	Explorer / 2002-2010 / 48"-50"	53.00
MKEZ74	Explorer, Roof Rack Mount / 2011-2012 and 2013 Utility Police Interceptor / 48"-50", Not for Use with Justice Series	53.00
MKEZ83	Explorer / 2011-2012 and 2013 Utility Police Interceptor / 48"-50"	53.00
†† MKEZ61L	F-150 / 2004-2010 / 52"-55"	53.00
†† MKEZ61	F-150 / 2004-2010 / 60"	53.00
†† MKEZ38	F-250/350/450/550 Super-Duty / 1999-2011 / 60", Edge Only	53.00
†† MKEZ45	Ranger / 2006-2011 / 48"-50"	53.00
MKEZ76L	Taurus / 2010-2012 and 2013 Police Interceptor / 48"-50"	53.00

Permanent Mount, with Lightbar Purchase Only.

MKEZ7	1-1/2" Permanent Mount / ALL	
MKAJ7	Adjustable Leveling Foot for 1-1/2" Permanent Mount / ALL	19.50
MK8H	5" Permanent Mount (Cast Aluminum) / ALL / ALL	50.00
MK9S	Slide Bolt Brackets for Flat Surface Mounting (2 ea.) 48"/55"	50.00
MK20S	Slide Bolt Brackets for Flat Surface Mounting (3 ea.) 60+"	74.00
MKEZ29	1-1/2" Mounting Foot with Strap Hardware (Straps Purchased Separately)	
MKEA29	Low Profile Adjustable Foot with Strap Hardware (Straps Sold Separately)	19.50
MK7SS2	Stainless Steel Heavy Duty 10° Adjustable Permanent Mount Feet, Low	187.00
MK7SS4	Stainless Steel Heavy Duty 10° Adjustable Permanent Mount Feet, High	240.00

Quick Disconnect Mount, with Lightbar Purchase Only.

†† MKEZ40	Ford Crown Victoria (Quick Disconnect Mount) / 1992-2011 / 48"	81.00
-----------	--	-------

### Replacement Parts, Mounting Kits & Strap Kits

Replace # with the vehicle # listed on previous page.

Replacement Strap Kits & Mounting Kits

RMKEZ#	Replacement Mounting Kit Includes Feet, Hardware & Straps of your choice	152.00
RMKEZ29	Replacement 1 1/2" Mounting Foot with Strap Hardware (Straps Purchased Separately)	90.00
RMKEA29	Replacement MKEA29 Mounting Foot with Strap Hardware (Straps Purchased Separately)	111.00
RMK#H	Replacement Mounting Kit includes 5" Riser, Hardware & Straps of Your Choice	186.00
STPKT#	Straps & Bolts Only for Mounting Kit, For Use with MKEZ or MKAJ Only	90.00
STPEA70	Strap and Bolt Only for MKEA70 Mounting Kit, Impala / 2006-2012	90.00

All models are 12 Volt D.C. only unless otherwise noted above. For other voltages contact factory.

\* Replace symbol in model number with letter indicating lens color or LED color desired: A = Amber; C = Clear/White

Strobe beacons are also available in B = Blue; R = Red; G = Green

# Replace symbol in model number with letter indicating SPLIT lens or LED color desired: F = Amber/Clear

† (to be discontinued, check availability) †† (special order, check availability)

! Indicate length desired: 5 foot, 6 foot, 7 foot or 8 foot \$ Indicates Lower Price



Lightbars

↓ †† - Special Order, Non-Returnable, Non-Cancelable. See "Made-To-Order" Statement on Table of Contents Page of this Price List.

MODEL	DESCRIPTION	LIST
†† STPEA69	Strap and Bolt Only for MKEA69 Mounting Kit, Charger / 2005-2010	90.00
†† STPEA47	Strap and Bolt Only for MKEA47 Mounting Kit, Ford Crown Victoria / 1992-2011	90.00
	RMKEZ7 Replacement 1-1/2" Permanent Mounting Kit #7	90.00
	RMK9S Replacement Slide Bolt Mounting Kit #9S (2 ea.)	90.00
	RMK20S Replacement Slide Bolt Mounting Kit #20S (3 ea.)	121.00
	RMK8H Replacement 5" Riser Mounting Kit #8H	122.00
	RMKAJ# Replacement Adjustable Leveling Foot, Includes Feet, Hardware and Choice of Strap # 16, 52, 54, 62, 71 or 72	171.00
	NOTE All straps are special ordered and NON-RETURNABLE. Some modification may be required by the end user to adapt these straps to fit exact vehicle roof line and door jamb positions. This list is intended as a GUIDE ONLY to assist in obtaining the closest strap for vehicle make and fit, and DOES NOT GUARANTEE an exact fit in every case.	

### Replacement Parts, Lens Kits

Lens kit worksheets are available from your local distributor or your authorized managing sales representative.

#### Edge® Classic, 94 & 96 Series, Lens Kits

†† LENSKIT1	Lens Kit for Classic Edge® Lightbar	208.00
†† LENSKIT2	Lens Kit for Classic Edge® Lightbar	275.00
†† LENSKIT3	Lens Kit for Classic Edge® Lightbar	275.00

#### Edge® 9M Series, Lens Kits

†† 9MLENKT1	Lens Kit for Edge® 9M Series Lightbar	208.00
†† 9MLENKT2	Lens Kit for Edge® 9M Series Lightbar	275.00
†† 9MLENKT3	Lens Kit for Edge® 9M Series Lightbar	275.00

#### Edge® Ultra 9U & Freedom Series, Lens Kits

†† 9ULENKT1	Lens Kit for Edge® Freedom™ Series Lightbar	208.00
†† 9ULENKT2	Lens Kit for Edge® Freedom™ Series Lightbar	275.00
†† 9ULENKT3	Lens Kit for Edge® Freedom™ Series Lightbar	275.00

#### LFL Patriot™ & LFL Liberty™ Series, Lens Kits

†† 9LLENKT1	Lens Kit for LFL Liberty™ Series Lightbar	208.00
†† 9LLENKT2	Lens Kit for LFL Liberty™ Series Lightbar	275.00
†† 9LLENKT3	Lens Kit for LFL Liberty™ Series Lightbar	275.00

### Replacement Parts, Bulbs For Whelen Lights

Pictorial reference is located at the end of this Price List.

#### Halogen Bulbs, 12 Volts, Unless Specified, Snap-In, Bulb Only.

†† H27DSN28	27 Watt, 24 Volt, Stop/Tail/Turn	29.50
†† H35DSN12	35 Watt Halogen Dual Filament for Interior Light Only	31.50
†† H35SN24	35 Watt, 24 Volt (Yellow Dot)	29.50

#### Halogen Bulbs, 12 Volts, H-1

†† H55H112	55 Watts, For Delta™ Rotators, Guardian™ Models G1 and G2 Series	21.50
------------	--	-------

#### Halogen Bulbs, 12 Volts, Unless Specified, Twist-Lock, Includes Twist-Lock Adapter & Snap-In Bulb.

†† H35HSC12	35 Watt Halogen Bulb for 810 Scene Light	35.50
†† H35ASC24	35 Watt Halogen Bulb for 24 Volt 810 Scene Light	35.50
†† H35DTL12	35 Watt Halogen Bulb, 3 Position Connector for Interior Light Only, Dual Filament	35.50

#### Strobe Tubes

†† UNI	Universal Flash Tube (Replaces S406, S600, Z360)	73.00
†† 4ELTUBE	400 Series Linear Strobe Tube/Reflector Assembly	85.00
†† 4ECTUBE	4E Series Combination Rear Strobe w/Halogen Lamp Reflector Assembly	131.00
†† 500LTUBE	500 Series Linear Strobe Tube/Reflector Assembly	108.00
†† 58L4TUBE	508E Series Linear Strobe Tube/Reflector Assembly, 4 Screw Lens Design	166.00
†† 81L4TUBE	810E Series Linear Strobe Tube/Reflector Assembly, 4 Screw Lens Design	166.00
†† 6ELTUBE	600/6E Series Linear Strobe Tube/Reflector Assembly	117.00
†† 7ELTUBE	700/7E Series Linear Strobe Tube/Reflector Assembly	117.00
†† 7ECTUBE	7E Series Combination Rear Strobe w/Halogen Lamp Reflector Assembly	131.00
†† 80DTUBE	800D/1200D Series Helix 1-1/2 Turn, 3 Pin Plug-In Base Strobe Tube	73.00
†† 80TUBE	800C/1200C Series Helix 1-1/2 Turn Strobe Tube with black reflector 1200C Series, 800C Series, FHEAD / GHEAD / XHEAD Series	73.00
†† 900STUBE	900 Series Non-Linear Strobe Tube/Reflector Assembly	121.00
†† 9UTUBE	Edge® 9M/Ultra Corner Tube/Reflector	85.00
†† LFLTUBE	Edge® LFL Corner Tube/Reflector	85.00
†† DIRECTIO	Large Directional Strobe Tube with Reflector (MN200S Style) 9000FF Series, 9000FM, 9801 Series, 9804 Series, 9806 Series, AdvantEdge®+Plus™ Series	105.00
†† FT10A	3-Pin "U" Strobe Tube, Plug-in, VP410 Series, VP415 Series, 2004, 2012, 2015	36.50
†† FT1510	Linear Tube for 1510 Series	32.50
†† FT20A	3-Pin Helix 1-1/2 turn Strobe Tube, Plug-in, VP420 Series, VP422 Series, 2022, G5 & G7 Series	42.00
†† FT25	Flash Tube, 2500 Series Beacons	42.00
†† LINEAR14	Linear Strobe/Reflector Module, Centurion™ Lower Level CL14 Series Strobe, FastTrax™ Front Strobe	85.00

††	LINEAR17	Linear Strobe/Reflector Module, Dash-King™ Series, Centurion™ Lower Level CL17 Series Strobes	85.00
††	MICROSID	Micro Side Beam Strobe and Reflector 9802M, MC100S Series, R4DX Series	82.00
††	S1000	1000 Series Strobe Flash Tube	16.50
††	M469	1 1/2 Turn Helix Strobe Tube with Reflective Base, V-Head	73.00
††	REPTSSTR	Twin Side Beam™ Dual Strobe Reflector Assembly	134.00
††	SMALLDIR	Small Directional Strobe with Reflector (no side kickers), For SOLO'S	82.00
††	SSTUBE	Super Strobe® Helix 1-1/2 turn Strobe Tube and Polished Reflector, DOT6H, S360C/S360D/S360S Series, SS361, SS363, SS364	73.00
††	TURBO94	Linear Strobe Tube/Reflector Ass'y for 94EDGE, 94 Towman's™ Edge®, 94EDGE with Traffic Advisors™ and Micro Edge®	85.00
††	TURBOASY	Linear Strobe/Reflector Module for "Classic" Edge® and Edge+Plus™	85.00
††	TURB6DUP	Duplex Linear Strobe/Reflector Module for 96 Series Edge® Bars, Dash-King 2000	85.00
††	TURB6ASY	Linear Strobe/Reflector Module For B-Link™, 94/96 Series Edge® Bars (Full Size)	85.00
††	TURB6HAL	Linear Strobe & Snap-in Halogen/Reflector Module for Models 9404, 9406	91.00
††	TURB6KIT	Linear Strobe/Reflector Module for Models 9404, 9406	85.00

**DOT3® Systems with Deutsch® Waterproof Connectors**

††	REPDIRWD	DOT3 100 Series Rear Strobe Assembly, Replaces Old Style AMP W.P., (P/N 02-0341827-00C)	114.00
††	REPS30WD	DOT3 200 Series Rear 1-1/2 Turn Helix Strobe Assembly, Replaces Old Style AMP W.P., (P/N 36-0361836-00C)	82.00
††	REPSTTWD	DOT3 100/200 Series Brake/Tail/Turn Bulb Assembly, Replaces Old Style AMP W.P., (P/N 34-0061856-00C)	45.00
††	DIRECTWD	DOT3 100 Series Rear Strobe Assembly with Deutsch® Waterproof Connector	111.00

**DOT3® Systems with AMP® Waterproof Connectors**

††	REPSTTWA	DOT3® 100/200 Series Brake/Tail/Turn Bulb Assembly	45.00
††	H35TL12W	DOT3® 100/200 Series Back-up Light Assembly	45.00
††	REPDIRWA	DOT3® 100 Series Rear Strobe Assembly	114.00
††	REPS30WA	DOT3® 200 Series Rear Strobe Assembly, 1 1/2 Turn Helix Strobe Assembly	82.00

**Snap-In Bulbs**

††	H20SN12	20 Watt (Green Dot) , TA836 Series, TA870A Series, TA837 Series, TA1652H Series, TA1664H Series, BLTA, 97 Edge® Bar Series/All Dual Halogen Models, SSNF™ Series Halogen Lighthoods	17.50
††	H27SN12	27 Watt (Red Dot) , 508 Series, 64 Back Series, 810 Series, 830 Scenelight, AdvantEdge®+Plus™ & Super AdvantEdge®+Plus™ Lightbars, Towman's™ Lightbars, Edge®+Plus™, B-Link™ Bar Full Size Halogen Modules, Dash-Miser™ Halogen Models	17.50
††	H35SN12	35 Watt (White Dot) , 4000 Motor/Reflector Assembly/Brushless, 52 Series, DOT3® Systems, Edge® California Steady-Burn, RDX Series	17.50
††	H35HSN12	35 Watt, Horizontal Filament (Gold Dot) , GH Series, 64 Series, 73 Series, 97 Scenelight, 5000 Super AdvantEdge®+Plus™	17.50
††	H50SN12	50 Watt, Horizontal Filament (Blue Dot) , 97 Series Scenelight, 9E Series, 7E Series (Flashing Only) (Formerly ARSASN12)	17.50
††	H50ASN12	50 Watt, Halogen Bulb for RB6P, RB6D, B6R and Centurion™ Lightbars	17.50
††	H60SN12	60 Watt, 7E Series, 9E Series, RB6T Series	17.50
††	STOPSN12	Brake/Tail/Turn Light, DOT3® Systems (Incandescent Globe Style)	17.50

**Bi-Pin Halogen Bulbs**

††	H20W12V	20 Watt, TA4000A, TA9000A Series, TA9000D	8.00
††	H27W12V	27 Watt, 9000 Series Alley Light (Full Size), 9000FM Work Light, CR12/212 Series, GRLHAL, TS200H, TS200C	8.00
††	H35W12V	35 Watt, 4000 Series Motor/Reflector Assembly with Brushes, Val-U-Bar™ Series Motor/Reflector Assembly with Brushes	8.00
††	H50W12V	50 Watt	8.00

**Linear Snap-In Flash Tubes**

††	TURBO5	Linear Strobe Tube only for 900, 97 & 9E Linear, and 81E Linear. Snap-In with Stiff Trigger Lead 4.75" Long	43.00
††	TURBO64	Linear Strobe Turbo Tube for 64 Series, Snap-in 6" long, 508 Series Linear, 1997 Edge® Bars, Super AdvantEdge®+Plus™, TA864S	43.00
††	TURBOTUB	Linear Strobe Turbo Tube, 97 Series, Snap-in 6-3/4" long, 4000-4SI/6SI/8SI Series, 810 Series, 9000 Series, 97 Linear Strobe Series, 9802 Series, 9804 Series, 9806 Series, DOT3103, ECAPT Series, MCEDGE Series, MCED3 Series, MEDGE Series, T103	43.00

**Twist-Lock Halogen & Strobe Bulbs**

††	S30TL	Twist-Lock Helix 1-1/2 Turn Strobe Tube, 52 Series Twist-Lock, 56 Series Twist-Lock, 64 Series Twist-Lock, 73 Series Twist-Lock, 9000 Series, 97 Series Twist-Lock, Dash Miser™/DashMiser Plus™ Twist-Lock Series, GSF/GSE Series, SBS8S	50.00
††	TA20TL12	20 Watt, 2 Position Connector, TA836A, TA837A, TA838A, TA839A, TA870A, TA1620A, TA1622A (Formerly ADABULB)	19.50
††	H27TL12	27 Watt, 3 Position Connector, 9000 Series Take-Down and Flashers, DashMiser™/DashMiser Plus™ Halogen Series	19.50
††	H35TL12	35 Watt, 3 Position Connector, GHF/GHE Series, 52 Series Halogen, 64 Series, 64 Series Opti-Scenelight™, 73 Series, 73 Series Opti-Scenelight™	19.50
††	H50TL12	50 Watt, 3 Position Connector, 97 Series, 97 Series Opti-Scenelight™	19.50
††	BRAKTL12	Brake/Tail/Turn, 3 Position Connector, (Incandescent), 52 / 64 / 73 & 97 Series Brake/Tail/Turn (Globe Style, Not Flat Back Style)	19.50

All models are 12 Volt D.C. only unless otherwise noted above. For other voltages contact factory.

\* Replace symbol in model number with letter indicating lens color or LED color desired: A = Amber; C = Clear/White

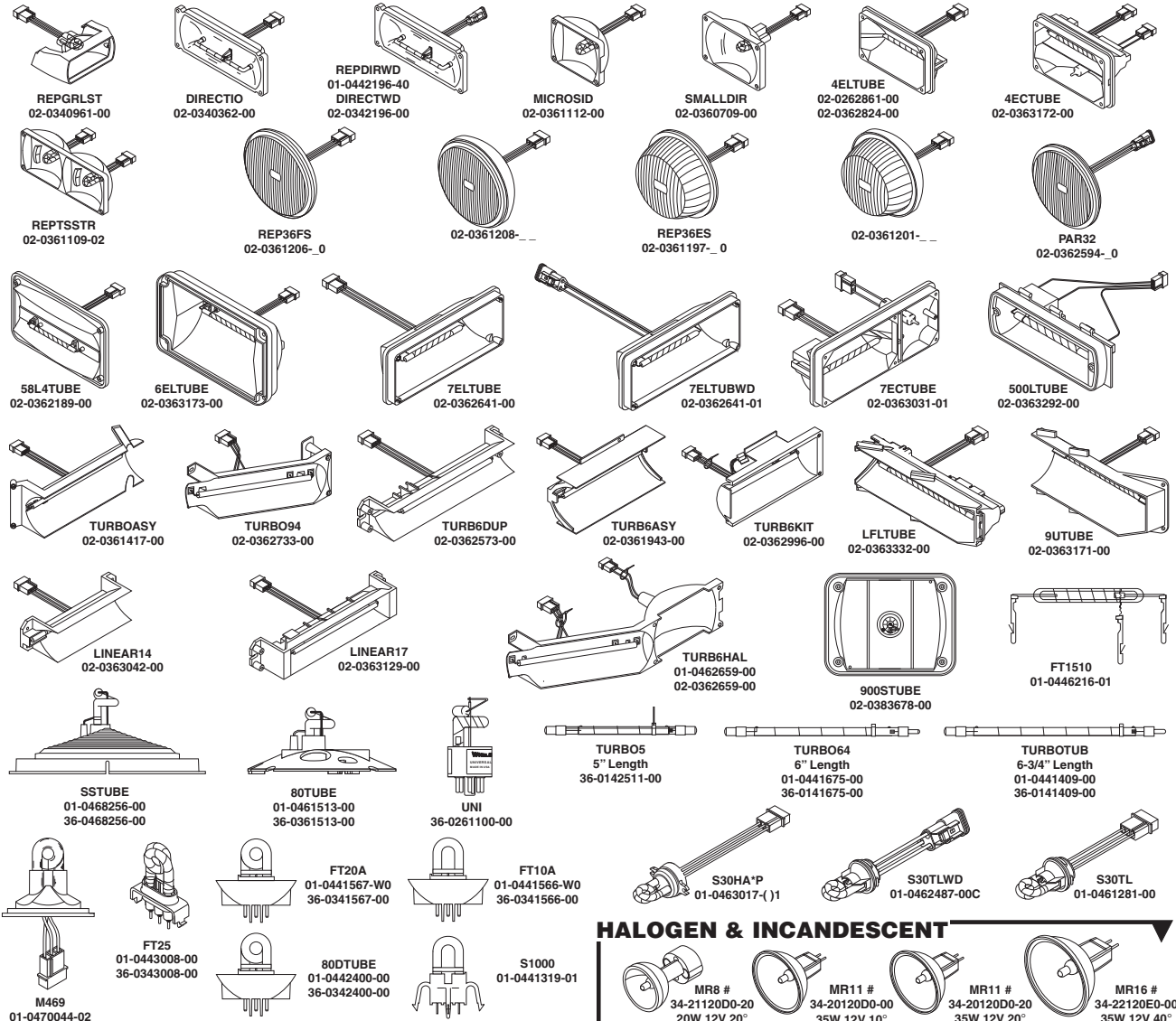
Strobe beacons are also available in B = Blue; R = Red; G = Green

# Replace symbol in model number with letter indicating SPLIT lens or LED color desired: F = Amber/Clear

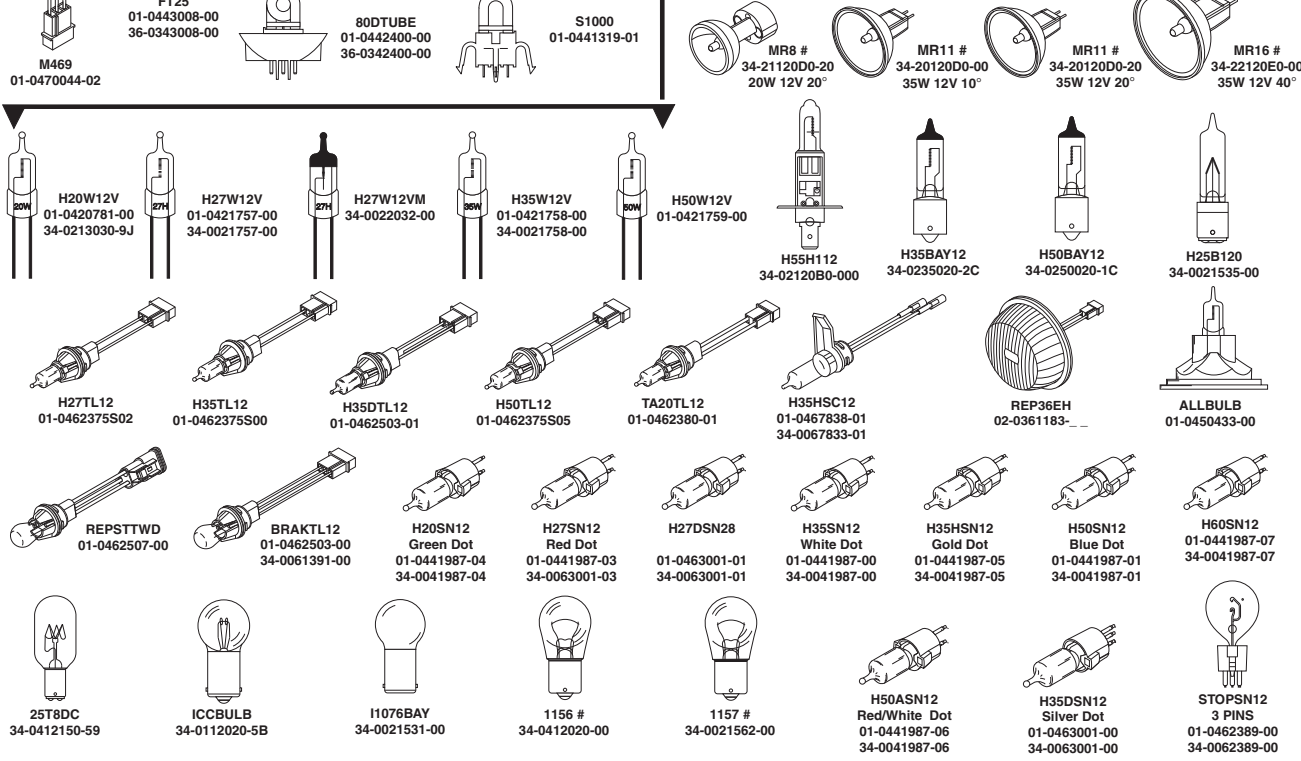
† (to be discontinued, check availability) †† (special order, check availability)

! Indicate length desired: 5 foot, 6 foot, 7 foot or 8 foot \$ Indicates Lower Price

### STROBE



### HALOGEN & INCANDESCENT



# WHELEN® USER DIRECT WARRANTY (FOR AUTOMOTIVE PRODUCTS ONLY)

Whelen Engineering Company, Inc. warrants products of its manufacture against defects in material and workmanship. This is provided that the product has been installed and operated in accordance with the manufacturer's recommendations. During the warranty period (see below) the Factory Repair Center or an Authorized Whelen Repair Center† will repair or replace (at its option) any parts or electronic assemblies of the unit which disclose a defect in material or workmanship. The Repair Center will return the repaired unit, transportation cost prepaid.

The above warranty is between the first purchaser (ultimate user) only and Whelen Engineering Company, Inc. (manufacturer). **No prior authorization is required for returning Whelen products for warranty consideration.** Each Whelen product sold is covered only by the official warranty in effect at time of purchase.

This warranty is not applicable to any Whelen product that has failed due to abuse, misuse, improper installation, excessive voltages, or alterations to the product that affects, in the manufacturer's judgment, intended use and service. Whelen will not be held liable for any incidental or consequential damages, and assumes no responsibility or liability for expenses incurred in the removal and/or re-installation of products requiring service and/or repair; nor the packaging, handling, and shipping to the Factory Repair Center or Authorized Whelen Repair Center†; nor for the handling of products returned from the repair center after service or repair.

**There are no other warranties, expressed or implied, including, but not limited to, any implied merchantability or fitness for a particular use.** Whelen Engineering Company, Inc. reserves the right to modify this warranty statement at any time; or discontinue, modify, or upgrade any products of its manufacture with design improvements without prior notice.

The use of magnetic or vacuum/suction mounted warning lights mounted on the roof or exterior of a vehicle in motion is at the sole discretion and risk of the user. Whelen Engineering makes no warranties or guarantees of equipment used in this way.

All power plugs/cigar plugs, incandescent and halogen bulbs, polycarbonate/plastic materials, radar products, aviation equipment, industrial products and high power voice/siren systems are not covered by this warranty (see applicable warranty statement).

All Non-Whelen manufactured items that are sold by Whelen are covered by that manufacturer's warranty, and are excluded from this warranty statement (such as, GTT Emitters). This warranty will be void when using or substituting other than all-genuine Whelen system components, such as remote head assemblies, xenon flash tubes, shielded cables, strobe power supplies, siren amplifiers and siren speakers. This warranty gives you specific rights, and you may also have other rights which vary from state to state.

## WHELEN ENGINEERING COMPANY ELECTRO-MECHANICAL AND STROBE PRODUCTS STANDARD / 2 YEAR WARRANTY

Whelen products are covered by a direct warranty for up to a maximum two years from date of purchase (not to exceed three years from date of manufacture), with proof of purchase. In accordance with the policy statement described herein, the unit may be returned directly to the factory or to an Authorized Whelen Repair Center† for warranty consideration. Whelen siren speakers, when used with a Whelen siren amplifier, are covered by a 2 year warranty from the date of manufacture. Heavy-Duty motor assemblies (so marked) are covered by a direct warranty for up to three years from date of manufacture. For warranty consideration, both the siren speakers and motor assemblies are subject to the conditions and steps described herein.

### HDP® / 5 YEAR WARRANTY

Whelen Automotive Non-Lightbar Strobe Power Supplies, LED Ballasts and LED Products bearing the official HDP label and manufactured to HDP standards, are covered by a direct warranty for up to five years from date of manufacture. In accordance with the policy statement described herein, the unit may be returned directly to the factory or to an Authorized Whelen Repair Center† for warranty consideration.



### 12 MONTH WARRANTY — BACK-UP ALARMS

Whelen Back-Up Alarms are covered by a 12 month warranty and are subject to the conditions and steps described herein.

### 10 YEAR LIMITED WARRANTY — LIGHTBAR POWER SUPPLY

\*All repairable warranty and non-warranty Edge® style lightbar strobe power supplies will be replaced with a compatible new power supply. If out of initial warranty period but less than 7 years old, the charge will be a flat fee of \$145.00; if between 7 & 10 years old, the charge will be a flat fee of \$162.00 (warranty for standard power supply is 2 years and HDP® Heavy-Duty Professional power supply is 5 years). This is subject to the conditions and steps described herein.

### 12 AND 24 MONTH DIRECT WARRANTY — XENON FLASH TUBES (Except Flash Tubes from 1000/1500/2000/3000 & VP Series which are covered by a 6 Month Warranty)

If the xenon flash tube component of a "Whelen" brand (not from 1000/1500/2000/3000 or VP Series) product is returned to Whelen within 12 months of the date which is affixed to the flash tube, Whelen will replace that flash tube free of charge ONE TIME ONLY, subject to the conditions and steps herein. Whelen "Gold Medallion" flash tubes including all linear flash tube assemblies, carry a 24 month warranty. Whelen will pay ground transportation from Whelen's factory or Authorized Whelen Repair Center† to the customer via UPS where available (in the Continental U.S.).

### 12 MONTH EXTENDED WARRANTY — WHELEN REPAIRED STROBE POWER SUPPLIES

Whelen offers to repair or replace, free of charge, any part of its strobe light power supplies that have been repaired by Whelen within 12 months and are less than 5 years old, subject to the conditions and steps herein. Whelen will pay ground transportation from Whelen's factory or Authorized Whelen Repair Center† to the customer via UPS where available (in the Continental U.S.).

### WHELEN ENGINEERING COMPANY OUT-OF-WARRANTY FACTORY REPAIR PROGRAM:

\*If found to be repairable, the Whelen Factory Repair Center (only) will repair Non-Lightbar Electronic Strobe Power Supplies for \$90 each. This does not include replacement of any other electro-mechanical parts including flash tubes, polycarbonate domes, motors, or hardware items.

\*Follow the "Steps To Be Taken For Return" noted below, and include a check or money order for \$90 for each unit returned. For Whelen products older than 10 years, repair charges will be determined upon examination only (minimum charge is \$162). Contact factory service center for further details.

### STEPS TO BE TAKEN FOR WARRANTY RETURN:

- 1) Whelen products are to be returned **freight prepaid** to the: Whelen Factory Repair Center Building B, 51 Winthrop Road, Chester, CT 06412-0684; or an Authorized Whelen Repair Center†. Do not ship by bus.
- 2) A copy of the sales receipt must be returned with the defective unit to qualify for warranty coverage from date of purchase.
- 3) Include a short statement explaining the problem.
- 4) Include your name, address, and day-time telephone number.
- 5) Whelen and its Authorized Repair Centers will, via UPS, ship back the repaired unit **freight prepaid**, usually within a few days after its receipt.

**WHELEN®**  
ENGINEERING COMPANY, INC.  
51 Winthrop Road  
Chester, CT 06412-0684  
Phone: (860) 526-9504  
Fax: (860) 526-4078  
www.whelen.com

— EFFECTIVE 12/22/11, REPLACES ALL PREVIOUSLY PUBLISHED SERVICE POLICIES —

† The only AUTHORIZED WHELEN REPAIR CENTER(S) are predetermined by the Whelen Factory via official listing obtained from Whelen Engineering Company, Chester, CT.

\* New/Revised

# Need Light?

**WHELEN** Has You Covered!



For years, Whelen Engineering has provided Fire, Rescue, Law Enforcement and DOT professionals with the widest range of warning and signaling lights. Now we've added a wide range of illumination lighting products.

With over 50 years of design innovation, research and development, backed by world class sales, training and service, Whelen is ready to fill your needs for Professional grade, work lights, scenelights, spot lights, flood lights and compartment lighting.

**WHELEN**  
ENGINEERING COMPANY, INC.

51 Winthrop Rd., Chester, CT 06412  
860-526-9504 • Fax 860-526-4078  
[www.whelen.com](http://www.whelen.com)

**American Employees  
American Manufacturing  
American Pride!**

# BEWARE of counterfeit Whelen Products



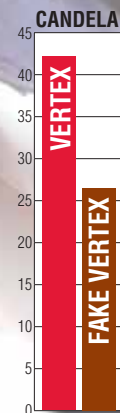
***When your products are the best on the market,  
it's not unusual to be copied!***

The problem is, a "look alike" simply won't give you the quality that you have come to rely upon when you choose the Whelen name! Now there is a product on the market that is a close copy of the Whelen Vertex™ LED light. While it looks like a Whelen Vertex, and includes an installation guide copied directly from the Whelen guide, there is simply no way to copy Whelen performance. Only Whelen, American made, quality will give you the light output, long-life and reliability that you are looking for. That's why we stand by our products ... always have and always will.

***Choose carefully. All genuine Whelen products have our name molded into them and are shipped in cartons with our logo and Chester, CT address.***



**WARNING!** Substandard performance of Liberty™ and Justice® copies may not be legal on your vehicle!

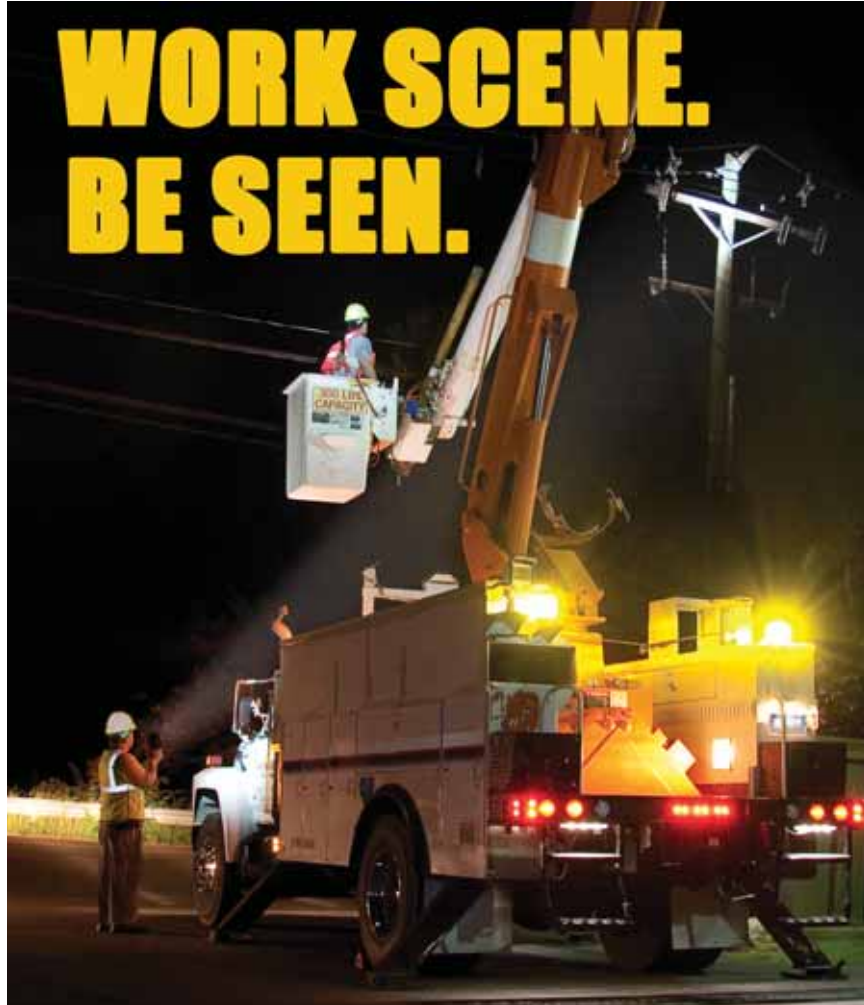


**WHELEN**<sup>®</sup>  
ENGINEERING COMPANY, INC.

51 Winthrop Road, Chester, CT 06412  
860-526-9504 • Fax 860-526-4078  
www.whelen.com

**American Employees, American Manufacturing, American Pride!**

# WORK SCENE. BE SEEN.



For years, Whelen Engineering has provided Fire, Rescue, Law Enforcement and DOT professionals with the widest range of warning and signaling lights. Now we've added a wide range of work and compartment lighting products designed for use in and on work, public utility, construction and off-road vehicles. With over 50 years of design innovation, research and development, backed by world class sales, training and service, Whelen is ready to fill your needs for Professional grade, work lights, spot lights and compartment lighting.

**WHELEN**<sup>®</sup>  
ENGINEERING COMPANY, INC.

51 Winthrop Road,  
Chester, CT 06412  
860-526-9504  
fax 860-526-4078  
[www.whelen.com](http://www.whelen.com)

AMERICAN EMPLOYEES, AMERICAN MANUFACTURING, AMERICAN PRIDE!

# INDEX

0000	14	50X000RR	6	810TRIM	8	DELCSPCP	21
0AC0EDCR	5	52SMAB	6	81EC20*U	7	DELDTACP	19
0S*00FCR	5	580CAA*R	6	81L4TUBE	23	DELDUOCP	19
0S*00MCR	4	58EC20*U	6	8635CU	9	DELFLTBT	21
0S*00SCR	5	58L4TUBE	23	86CE1	9	DELFLTWL	21
0SC0EDCR	5	5BKT1	6	90**5F*R	8	DELSLEBT	21
1200DH*P	3	5BRUSH	6	90**5S*R	8	DELSLEWL	21
1510*	2	5FLANGEB	6	900STUBE	23	DELTA1A	15
1510M*	2	5FLANGEC	6	902000*U	8	DELTA1D1	15, 18, 19
1SWITCH	14	5FLANGEP	6	90A00TAR	8	DELWCCP	18, 19, 20
201000*U	5	5G*00F*R	6	90E000ZR	8	DH2000*	2
2015HP*	2	5GBKT1	6	90F000*R	8	DIRECTIO	23
2015HP*M	2	5GC00WCR	6	90FLANGB	8	DIRECTWD	24
2015HP*V	2	5GC0CCCR	6	90FLANGC	8	DL2000*	2, 3
2015LP*	2	5GFLANGB	6	90J000CR	8	DP2**	1
2015LP*M	2	5GFLANGC	6	90R00BRR	8	DP4****	1
2015LP*V	2	5GROMMET	6	90R00XRR	8	EXT10	13
2022AP*	2	5HSGB1	6	90X000RR	8	EXT10WD	13
2022HP*	2	5HSGB125	6	90X000TR	8	EXT15	13
2022HP*M	2	5HSGPED	6	97FKIT	8	EXT15WD	13
2022HP*V	2	5LSMAB	6	9EFLANGE	8	EXT20	13
2022LP*	2	5LSMAC	6	9FLANGEB	8	EXT20WD	13
2022LP*M	2	5S*00F*R	6	9LLENKT1	23	EXT25	13
2022LP*V	2	5SCA0CCR	6	9LLENKT2	23	EXT25WD	13
20C0C0CD	5	5SR00XRR	6	9LLENKT3	23	EXT30	13
20C0CDCR	5	5TSMAB	6	9LLTH	19	EXT30WD	13
20R00XRR	5	5TSMAC	6	9M140W00	21	EXT40	13
2519HP*	2	5V*02Z*R	6	9M260W00	21	EXT40WD	13
2519HP*M	2	60*02F*R	7	9M280W00	21	EXT5	13
2519HP*V	2	60*02S*R	7	9M300W00	21	EXT5WD	13
2519LP*	2	602000*U	6	9M320W00	21	EXTRACT	13
2519LP*M	2	60A00TAR	7	9MALY	17	F09C	9
2519LP*V	2	60C00VCR	7	9MH2**	21	F09PC	9
2E*00Z*R	5	60C00WCR	7	9MH4****	21	F18C	9
2ED00ZCR	5	60C0EHCR	9	9MLENKT1	23	F18PC	9
2EE00ZCR	5	60C0EJCS	9	9MLENKT2	23	F27C	9
2EJ00ZCR	5	60C0ELZR	7	9MLENKT3	23	F27PC	9
2F*00Z*R	5	60F000*R	7	9MLTH	21	F36C	9
2FLANGEB	5	60J000CR	7	9MMEDGEM	17	F36PC	9
2FLANGEC	5	60K000XR	7	9MMEDGEP	17	F45C	9
2G*00F*R	5	60K000YR	7	9MRFIWB	21	F45PC	9
2GBKT1	5	60R00BRR	7	9MTD2	17	F54C	9
2GFLANGB	5	60R00XRR	7	9SCOENZR	8	F54PC	9
2GFLANGC	5	60X000RR	7	9ULENKT1	23	F63C	9
2GROMMET	5	60X000TR	7	9ULENKT2	23	F63PC	9
2SWITCH	14	64FKIT	7	9ULENKT3	23	FC2####	18
3FLANGEC	5	6EFLANGE	7	9UTUBE	23	FC4####	17
3GROMMET	5	6ELTUBE	23	A441A	13	FC8####	18
3PC0C0CD	11	6FLANGEB	7	A442A	13	FCDSCBL	18
3S*00F*R	5	6SC0ENZR	7	A444A	13	FCW\$\$\$0	18
3SBCCDCR	5	70*02F*R	7	A446A	13	FCX\$\$\$0	18
3SC0CDCR	5	70*02S*R	7	AVN1*	1	FL0TAAAA	21
3SR0CDRR	5	702000*U	7	AVN2AA	1	FL2***	18
3SRCCDCR	5	70A00TAR	7	AVNBKT1	1	FL2**00	18
3SWITCH	14	70C00VCR	7	AVNBKT2	1	FL4****	18
40**5SCR	5	70C00WCR	7	AVNBKT3	1	FL4**00	18
40*02Z*R	5	70C0ELZR	7	AVNBKT4	1	FL8***	18
402000*U	5	70F000*R	7	AVNS1*	1	FL8**00	18
40A00AAR	5	70J000CR	7	AVNS2AA	1	FLALY	18
40C00VCR	5	70K000ZR	7	BBKT15	2, 4	FLBULK18	18
40J000*R	5	70R00BRR	7	BBKT20	2, 3	FLCRUZ**	18
40R00XRR	5	70R00XRR	7	BBKT30	3	FLD##	18
43LENS*	1	70X000RR	7	BGH	2, 3	FLD**	18
4ECTUBE	23	70X000TR	7	BGL	2, 3	FLDSCBL	18
4EFLANGE	5	73FKIT	7	BRAKTL12	24	FLETA	21
4EGRILB	6	7CAST1	7	CAST1L	7	FLETKAA	21
4EGRILP	6	7CAST3	7	CAST3	7	FLH2CC	18
4ELTUBE	23	7ECTUBE	23	CAST3H	7	FILLED**	1
4FLANGEB	5	7EFLANGE	7	CAST4V	7	FLTALN5	18
4ILKT1	6	7EGRILB	7	CF*	16	FLTALN5L	18
4SWITCH	14	7EGRILP	7	CL25C	9	FLTALN6	18
4TSMAB	5	7ELTUBE	23	CRIMPD	13	FLTALN6L	18
4TSMAC	5	7FLANGEB	7	CRIMPFT	13	FLW\$\$\$0	18
50**2ZCR	6	7GCV6LRC	7	CRIMPIV	13	FLWL2	18
50**3ZCR	6	7GIKT1	7	CS240	4	FLX\$\$\$0	18
50*00F*R	6	7PLAST1C	7	CSP660	4	FLY\$\$\$0	18
50*02Z*R	6	800BGH	3	CSP690	4	FLZ\$\$\$0	18
50*03Z*R	6	800DH*P	3	D1500*	2	FT10A	2, 23
500LTUBE	23	800DL*M	3	D2**	1	FT1510	2, 23
502000*U	6	800DL*P	3	D4****	1	FT20A	2, 23
508TRIM	6	80C0EHCR	9	D6*****	1	FT25	2, 23
50AC2ZCR	6	80CBEHCR	9	DBKT1	1	FT8***M	17
50AC3ZCR	6	80CREHCR	9	DBKT3	1	FT8***P	17
50C000ZR	6	80DTUBE	3, 23	DBKT4	1	FTALY	17
50C00WCR	6	80R0EJCR	9	DBKT5	1	FTD***	17
50CC2ZCR	6	80R0EKCR	9	DCH	2	FTD**	17
50K000*R	6	80TUBE	23	DEL9MSTP	21	FTTD2	17
50R00XRR	6	810CAA*R	8	DEL9MWL	21	FV2***	18

Dash/ Deck/ Visor

Beacons

Power Supplies & Flashers

Lighthoods

Systems - DOT

Switches & Speakers

Back-Up Alarms, Safety Site, Door

Traffic Advisors

Lighbars, Mini

Lighbars

Replacement Parts

FV4\*\*\*\* 18  
 FV8\*\*\*\* 18  
 FW2\*\*\*\* 18  
 FW4\*\*\*\* 18  
 FW8\*\*\*\* 18  
 FWBTTLED 18  
 FWDSCBL 18  
 FX2\*\*\*\* 18  
 FX4\*\*\*\* 18  
 FX8\*\*\*\* 18  
 FXALF1 18  
 FXALF1D 18  
 FXTLS1 18  
 FXTLS1D 18  
 G1M\* 16  
 G1MM90 16  
 G1P\* 15  
 G1V\* 16  
 G2M\* 16  
 G2P\* 16  
 G2V\* 16  
 G7M\* 16  
 G7MC\*\* 16  
 G7MM90 16  
 G7P\* 16  
 G7PC\*\* 16  
 G7V\* 16  
 G7VC\*\* 16  
 H20SN12 24  
 H20W12V 24  
 H27DSN28 23  
 H27SN12 24  
 H27TL12 24  
 H27W12V 24  
 H35ASC24 23  
 H35DSN12 23  
 H35DTL12 23  
 H35HSC12 23  
 H35HSN12 24  
 H35SN12 24  
 H35SN24 23  
 H35TL12 24  
 H35TL12W 24  
 H35W12V 24  
 H50ASN12 24  
 H50SN12 24  
 H50TL12 24  
 H50W12V 24  
 H55H112 23  
 H60SN12 24  
 HA238A 8  
 HA238AD 8  
 HA238C 8  
 HA238CD 8  
 HA239C 8  
 HA239CD 8  
 HGDOMEH\* 3  
 INSTLRDX 16  
 ION\* 1, 9  
 IONGROM 2, 9  
 IONK1B 1, 2, 9  
 IONK1W 1, 2, 9  
 IONSM\* 9  
 IONSMW\* 9  
 IONW\* 9  
 ISP188 4  
 ISP94 4  
 JALF1 20  
 JBTTLED 20  
 JBULK18 20, 21  
 JC2\*\*\*\* 20  
 JC4\*\*\*\* 20  
 JC8\*\*\*\* 20  
 JCTLS1 20  
 JCTLS12 20  
 JCTLS1D 20  
 JDC\* 17, 20, 22  
 JDH\* 17, 20, 21  
 JDJ\* 20, 21  
 JDJF\*\* 20  
 JDSCBL 20, 21  
 JE2\*\*\*\* 20  
 JE4\*\*\*\* 20  
 JE8\*\*\*\* 20  
 JF0BAAAA 21  
 JF0DAAAA 21  
 JF0TAAAA 21  
 JHALF1 21  
 JHBTTLED 21  
 JHCTAL1 21

JHCTAL1D 21  
 JHCTLS1 21  
 JHCTLS1D 21  
 JHFLASH 21  
 JHSCAN 22  
 JHTDALL1 21  
 JHTLS2 21  
 JLLTH62 20, 21  
 JTA2W 20  
 JTACBL 20, 21  
 JTACNTL 20, 21  
 JTDLED2 20  
 JTLS1 20  
 JV2\*\*\*\* 20  
 JV4\*\*\*\* 20  
 JV8\*\*\*\* 20  
 JWLLLED2 20  
 JXALF\*\*L 20  
 JXALF1L 20  
 JY2\*\*\*\* 20  
 JY4\*\*\*\* 20  
 JY8\*\*\*\* 20  
 JCF\* 16  
 L10HAP 4  
 L10HAP4 4  
 L21H\*M 3  
 L21H\*P 3  
 L21H\*P4 3  
 L21H\*V 3  
 L21L\*M 3  
 L21L\*P 3  
 L21L\*P4 3  
 L21L\*V 3  
 L22H\*M 3  
 L22H\*P 3  
 L22H\*P4 3  
 L22H\*V 3  
 L22L\*M 3  
 L22L\*P 3  
 L22L\*P4 3  
 L22L\*V 3  
 L31H\*F 3  
 L31H\*F4 3  
 L31H\*M 3  
 L31H\*V 3  
 L32L\*F 3  
 L32L\*F4 3  
 L32L\*M 3  
 L32L\*V 3  
 L360BGB 3  
 L360PMKT 3  
 L40\*M 4  
 L40\*P 4  
 L40\*V 4  
 L41\*M 4  
 L41\*P 4  
 L41\*V 4  
 L51\*M 4  
 L51\*P 4  
 L52\*M 4  
 L52\*P 4  
 L53AM 4  
 L53AP 4  
 L6BKT3 12  
 L6BKT5 12  
 LAW\* 8  
 LAW1015 8  
 LAW1020 8  
 LAW1025 8  
 LAW2\*\* 8  
 LAW4\*\*\*\* 8  
 LAW615 8  
 LAW620 8  
 LAW625 8  
 LEDLOAD 4  
 LENSKIT1 23  
 LENSKIT2 23  
 LENSKIT3 23  
 LFLTUBE 23  
 LIN4KIT 12  
 LINEAR14 23  
 LINEAR17 24  
 LINZ6\* 12  
 LINZ61 12  
 LINZ6FC 12  
 LSK 2  
 LT2\*\*\*\*M 17  
 LT2\*\*\*\*P 17  
 LTALY 17  
 LTTD1 17

M2\* 9  
 M2\*C 9  
 M2FB 9, 10  
 M2FC 9  
 M2GROM 9, 10  
 M2W\* 9  
 M2W\*C 9  
 M4\* 10  
 M4\*C 10  
 M4\*CS 10  
 M4\*S 10  
 M469 24  
 M4BRUSH 10  
 M4FB 10  
 M4FC 10  
 M4FC400 10  
 M4GM2LRC 10  
 M6\* 10  
 M6\*C 10  
 M6\*CS 10  
 M6\*S 10  
 M6BRUSH 10  
 M6BTT 10  
 M6BUW 10  
 M6FB 10  
 M6FC 10  
 M6FC600 10  
 M6FCV2 10  
 M6FCV3 10  
 M6FCV4 10  
 M6HDLMTK 10  
 M6P15B 10  
 M6P15C 10  
 M6T 10  
 M6ZC 10  
 M7\* 10  
 M7\*C 10  
 M7\*CS 10  
 M7\*S 10  
 M7BRUSH 10  
 M7FB 10  
 M7FC 10  
 M7FC700 10  
 M7GCV8C 10  
 M7IC8C 10  
 M7ICV8C 10  
 M9\* 10  
 M9\*C 10  
 M9\*CS 10  
 M9\*S 10  
 M9BRUSH 10  
 M9BTTX 10  
 M9BUW 10  
 M9FB 10  
 M9FC 10  
 M9FC900 10  
 M9LZC 10  
 M9T 10  
 MC9MED2\* 10  
 MCFLED2\* 10  
 MCSLED2\* 10  
 MICROSID 24  
 MIRROR15 2, 4  
 MIRROR20 2, 3  
 MJTDALL1 17  
 MJY\*\*\*\*M 17  
 MJY\*\*\*\*P 17  
 MJY\*\*\*\*V 17  
 MK20S 22  
 MK7SS2 22  
 MK7SS4 22  
 MK8H 22  
 MK9S 22  
 MKAJ62 22  
 MKAJ7 22  
 MKAJ71 22  
 MKAJ77 22  
 MKEA29 22  
 MKEA47 22  
 MKEA69 22  
 MKEA70 22  
 MKEA84 22  
 MKEZ29 22  
 MKEZ38 22  
 MKEZ40 22  
 MKEZ45 22  
 MKEZ47 22  
 MKEZ51 22  
 MKEZ55 22  
 MKEZ58 22

MKEZ60 22  
 MKEZ61 22  
 MKEZ61L 22  
 MKEZ62 22  
 MKEZ63 22  
 MKEZ69 22  
 MKEZ7 22  
 MKEZ70 22  
 MKEZ71 22  
 MKEZ73 22  
 MKEZ74 22  
 MKEZ76L 22  
 MKEZ78 22  
 MKEZ80 22  
 MKEZ82 22  
 MKEZ83 22  
 MMK 2, 3  
 MPBB 11  
 MPBW 11  
 NOTE 23  
 OE13UR8 17  
 OE13UR8T 17  
 OZP\$\$\$0 17  
 P36HHS 11  
 P36SLC 10  
 P36SLCHG 10  
 P46FLC 11  
 P46HHS 11  
 P46SLC 11  
 P46SLCHG 11  
 P46WLC 11  
 PBA0127 11  
 PBA0130 11  
 PBA103 11  
 PBA106 11  
 PBA106V 11  
 PBA203 11  
 PBA206 11  
 PBA206V 11  
 PBAPED 11  
 PBAPED2 11  
 PBAPEDA 12  
 PBAPEDD 12  
 PC1 14  
 PC2 14  
 PC3 14  
 PC4 14  
 PC5 14  
 PCS5 14  
 PCC10W 14  
 PCC4W 14  
 PCC6W 14  
 PCC8R 14  
 PCCS9NP 14  
 PCCS9R 14  
 PCP2 11  
 PCP2P 12  
 PCP2P2 12  
 PELCB 11  
 PELCC 11  
 PF\_#LB# 19  
 PFA1 11  
 PFA1LB1 12  
 PFA1LB2 12  
 PFA1P 11  
 PFA1P1 11  
 PFA2 11  
 PFA2LB1 12  
 PFA2LB2 12  
 PFA2P 12  
 PFA2P1 12  
 PFBM12 11  
 PFBP12 11  
 PFBP12C 11  
 PFBP6 11  
 PFBP6C 11  
 PFB512 11  
 PFB512C 11  
 PFB56 11  
 PFB56C 11  
 PFLASH 11  
 PFP1 11  
 PFP1AC 11  
 PFP1AP 12  
 PFP1AP1 12  
 PFP1LB1 12  
 PFP1LB2 12  
 PFP1P 12  
 PFP1P1 12  
 PFP2 11

# INDEX

PFP2AC	11	REPS30WD	24	SLZ\$\$\$0	19	TAM8348	15
PFP2AP	12	REPSTTWA	24	SMALLDIR	24	TAM85**	15
PFP2AP1	12	REPSTTWD	24	SMLLAA	2	TAM85	15
PFP2LB1	12	REPTSSTR	24	SOCKPUSH	13	TANF65	15
PFP2LB2	12	RF125NF1	15	SOLARPNL	19, 20	TANF85**	15
PFP2P	12	RF125NF2	15	SOLARPWC	19, 20	TANF85	15
PFP2P1	12	RF165NF1	15	SPALF1	19	TAPVC15	15
PINPUSH	13	RF165NF2	15	SRALF1	19	TAPVC25	15
PLAST3V	7	RF6016LI	15	SSFPOS	4	TAPVC35	15
PLAST4V	7	RFLANG2B	12	SSTUBE	3, 24	TAPVC50	15
PLAST4VL	7	RFLANG2C	12	STAPVC30	15	TATPR20	15
POLES	11	RFLANGCD	12	STAPVC35	15	TAZ66	15
PROGRAM1	4	RFLANGEA	12	STAPVC40	15	TAZ86**	15
PS*00F*R	12	RFLANGEC	12	STAPVC50	15	TAZ86	15
PSBKT1	12	RGROMMET	12	STOPSN12	24	TFLANGEB	5
PSBKT451	12	RMK#H	22	STPEA47	23	TFLANGEC	5
PSBP12	11	RMK20S	23	STPEA69	23	TGROM2	5
PSBP12C	11	RMK8H	23	STPEA70	22	TURB6ASY	24
PSBP6	11	RMK9S	23	STPKT#	22	TURB6DUP	24
PSBP6C	11	RMKAJ#	23	SW2***	19	TURB6HAL	24
PSBS12	11	RMKEA29	22	SW4***	19	TURB6KIT	24
PSBS12C	11	RMKEZ#	22	SW8***	19	TURBO5	24
PSBS6	11	RMKEZ29	22	SWBTTLED	19	TURBO64	24
PSBS6C	11	RMKEZ7	23	SWDSCBL	20	TURBO94	24
PSC00FCR	12	RP\$\$\$00	17	SWPHOTO	20	TURBOASY	24
PSC0ADCR	12	RP13**	17	SWW\$\$\$0	19	TURBOTUB	24
PSC0CDCR	12	RS*02ZCR	12	SWX\$\$\$0	19	UFM8	4
PSP1	11	RS*03ZCR	12	SX2***	19	UHF2150A	4
PSP1P	12	RV*03ZCR	12	SX4***	19	ULF44	4
PSP1P1	12	S1000	24	SX8***	19	UNI	23
PSR00XRR	12	S240CC	4, 8	SXBULK18	20	UPS64LXA	4
PSRASXCR	12	S30HAA	8	SXTDLED	19	VTC3*	8
PTP1	11	S30HAAD	8	SXTLS1	19	VTCFB	8
R1*	2	S30HAC	8	SXTLS1D	19	VTCFC	8
R1\$\$\$00	16	S30HACD	8	SXTLS1M*	19	VTX609#	8
R10HDM*	16	S30HACP	8	SXWLED	19	VTX609*	8
R10HDP*	16	S30HACPD	8	T0*00M*R	5	VTXFC	8
R10HDV*	16	S30TL	24	T0CACCCR	5	VTXFC	8
R1LPHM*	16	S360D*B	3	TA1252L	15	W20SS	14
R1LPHP*	16	S360D*P	3	TA1652L	15	W20SSRK	14
R1LPHV*	16	S660AAAA	4, 8	TA1660LI	15	W441D	13
R1LPM*	16	S660CCCC	4, 8	TA1664HI	15	W441D14	13
R1LPP*	16	S690AAAA	4, 9	TA20TL12	24	W441DIN	13
R1LPV*	16	S690CCAA	4, 8	TA4437M	15	W442D	13
R2**	2	S690CCCC	4, 8	TA637A	15	W442DIN	13
R2\$\$\$00	16	SEXT20	13	TA837A	15	W444D	13
R2HDM*	16	SEXT20D	13	TA870A	15	W446D	13
R2HDP*	16	SEXT25	13	TA870L	15	WBUA107	14
R2LPHM*	16	SEXT25D	13	TA8852H	15	WBUA112	14
R2LPHP*	16	SEXT30	13	TACF85**	15	WBUA112C	14
R2LPHV*	16	SEXT30D	13	TACF85	15	WBUA97	14
R2LPM*	16	SEXT35	13	TACTLD1	15	WCC9	14
R2LPP*	16	SEXT35D	13	TACTRL1A	15	WCC9SUB	18, 19, 20
R2LPV*	16	SFION*	2	TACTRL3A	15	WCQDPLUG	19, 20
R6DXM*	16	SFP1*	2	TAD6	1, 14	WION*	2, 9
R6DXMC**	16	SL0TAAAA	21	TAD8**	1, 14	WIONM	2, 9
R6DXP*	16	SLD**	19	TAD8	1, 14	WIONSM*	9
R6DXPC**	17	SLDSCBL	20	TADCTL1	1, 14	WIONSMC*	9
RBKT1	12	SLEAA	21	TADP6	1, 14	WIONSMCD	9
RBKT2	12	SLETKAA	21	TADP8**	1, 14	WIONSM	9
RBKT4	12	SLPHOTO	20	TADP8	1, 14	WIONSMW*	9
RBKT5	12	SLPMM**	2	TADP8FT	14	WIONSMWM	9
RBKT6	12	SLTALN5	19	TADSW1	1, 14	WIONW*	2, 9
RBKT7	12	SLTALN5L	19	TADSW2	1, 14	WIONWM	2, 9
RBKT8B	12	SLTALN6	19	TADSW3	1, 14	WPLOW1A	13
RBKT8C	12	SLTALN6L	19	TAL65	15	WPLOW2A	13
RDLPAP	16	SLTTALN6	21	TAL85	15	WPLOW3AA	13
RDMMM90	16	SLW\$\$\$0	19	TAM63	14	WPLOWZ1A	13
REPDIRWA	24	SLX\$\$\$0	19	TAM65	15	WPLOWZ2A	13
REPDIRWD	24	SLXXPAT	19	TAM83**	15	WPLOWZ3A	13
REPS30WA	24	SLY\$\$\$0	19	TAM83	14		

# Authorized Managing Sales Representatives

## CONNECTICUT, MAINE, MASSACHUSETTS NEW HAMPSHIRE, RHODE ISLAND, VERMONT

**Kevin Russell & Associates, LLC**  
P.O. Box 625  
Old Lyme, Connecticut 06371  
(860) 388-3933 • FAX: (860) 388-3147  
e-mail: amsr1@whelen.com

## DELAWARE, MARYLAND, PENNSYLVANIA, VIRGINIA, WASHINGTON D.C.

**Mobile Fleet**  
P.O. Box 591  
Reedsville, Pennsylvania 17084  
(866) 674-1110 • FAX: (443) 593-0590  
e-mail: amsr2@whelen.com

## FLORIDA

**Morganelli & Associates**  
1401 Saratoga Street  
Deland, Florida 32724  
(386) 738-3669 • FAX: (386) 738-5331  
e-mail: amsr3@whelen.com

## ALABAMA, GEORGIA, MISSISSIPPI, NORTH CAROLINA, SOUTH CAROLINA, TENNESSEE (Except Memphis)

**Thomas J. Madden & Associates, Inc.**  
935 Hwy 124, Bldg 400, Suite 401  
Braselton, Georgia 30517  
(678) 963-2060 • FAX: (678) 963-2061  
e-mail: amsr4@whelen.com

## HAWAII

**Pacific Sales Representatives, Inc.**  
P.O. Box 240256  
Honolulu, Hawaii 96824-0684  
(808) 373-4666 • FAX: (808) 373-3045  
e-mail: amsr6@whelen.com

## KENTUCKY, OHIO, WEST VIRGINIA

**Holstein & Associates**  
9031 Heritage Drive  
Plain City, Ohio 43064  
(614) 873-2121 • FAX: (614) 873-3095  
e-mail: amsr7@whelen.com

## ARKANSAS, LOUISIANA, TENNESSEE (Memphis only), TEXAS

**John Wright & Associates**  
1111 W Abram Street  
Arlington, Texas 76013  
(817) 459-2001 • FAX: (817) 459-2515  
e-mail: amsr8@whelen.com

## ALASKA, IDAHO, MONTANA, OREGON, WASHINGTON

**Kent D. Bruce Company, LLC**  
P.O. Box 225  
Black Diamond, Washington 98010  
(360) 886-9410 • FAX: (360) 886-9411  
e-mail: amsr10@whelen.com

## CALIFORNIA, NEVADA (Northwest and South) WATTCO

2230 Cordelia Road  
Fairfield, California 94534  
(707) 435-9233 • FAX: (707) 435-1941  
e-mail: amsr12@whelen.com

## IOWA, MINNESOTA, NORTH DAKOTA, SOUTH DAKOTA

**W. Reeves & Associates LLC**  
P.O. Box 477  
Norwalk, Iowa 50211  
(515) 981-5967 • FAX: 866-336-3503  
e-mail: amsr13@whelen.com

## KANSAS, MISSOURI, NEBRASKA, OKLAHOMA

**Busch & Associates, LLC**  
100 N Church Street, Suite A  
Olathe, Kansas 66061  
(913) 390-1777 • FAX: (913) 390-7889  
e-mail: amsr14@whelen.com

## COLORADO, NEVADA (Northeast) UTAH, WYOMING

**Rep Services, LLC**  
18800 East Clarke Road, Unit 101  
Parker, Colorado 80134  
(303) 840-7451 • FAX: (303) 805-0133  
e-mail: amsr19@whelen.com

## NEW JERSEY, NEW YORK

**Mobile Fleet**  
P.O. Box 1240  
140 Broadhollow Road  
Farmingdale, New York 11735  
(631) 206-2920 • FAX: (631) 206-2923  
e-mail: amsr20@whelen.com

## INDIANA, MICHIGAN

**C. S. Trojan & Associates, Inc.**  
1375 Rickett Road  
Brighton, Michigan 48116  
(810) 227-7775 • FAX: (810) 227-9195  
e-mail: amsr22@whelen.com

## ILLINOIS

**Coatar & Associates, Inc.**  
19027 Jodi Road, Suite F  
Mokena, Illinois 60448  
(708) 478-5220 • FAX: (708) 478-5221  
e-mail: amsr23@whelen.com

## WISCONSIN

**Coatar & Associates, Inc.**  
P.O. Box 3121  
Eau Claire, Wisconsin 54702-3121  
(715) 834-5348 • FAX: (715) 834-3733  
e-mail: amsr23@whelen.com

## ARIZONA, NEW MEXICO

**Charlotte Young & Associates, Inc.**  
500 N Estrella Pkwy #B2-423  
Goodyear, Arizona 85338-4168  
(626) 914-5115 • FAX: (626) 914-9559  
e-mail: amsr25@whelen.com

## WHELEN FACTORY INQUIRY

**Automotive Sales**  
e-mail: autosale@whelen.com  
**Automotive OEM Sales**  
e-mail: autooem@whelen.com  
**Automotive Government Sales**  
e-mail: autousos@whelen.com  
**Automotive Catalog**  
e-mail: catalog@whelen.com  
**Customer Service**  
e-mail: custserv@whelen.com

## CANADIAN INQUIRY

**EASTERN: NEWFOUNDLAND,  
NEW BRUNSWICK, NOVA SCOTIA,  
PRINCE EDWARD ISLAND**  
**Malcolm Leslie & Associates**  
400 Morobel Drive, Unit 1  
Milton, Ontario, Canada L9T 4N6  
(905) 878-8457 • FAX: (905) 878-0877  
e-mail: amsr15@whelen.com

## CENTRAL: MANITOBA, ONTARIO, QUEBEC, NUNAVUT

**Malcolm Leslie & Associates**  
400 Morobel Drive, Unit 1  
Milton, Ontario, Canada L9T 4N6  
(905) 878-8457 • FAX: (905) 878-0877  
e-mail: amsr15@whelen.com

## WESTERN: ALBERTA, BRITISH COLUMBIA, SASKATCHEWAN, YUKON AND NORTHWEST TERRITORIES

**Harvey Gorsline & Associates**  
2121 Capistrano Crescent  
Kelowna, British Columbia, Canada V1V 2A3  
(250) 491-3286 • FAX: (250) 491-4106  
e-mail: amsr21@whelen.com

## WHELEN/CANADA FACTORY INQUIRY

**Canadian Automotive Sales**  
e-mail: canadiansales@whelen.com  
**Automotive Catalog**  
e-mail: catalog@whelen.com  
**Customer Service**  
e-mail: custserv@whelen.com

## INTERNATIONAL INQUIRY

**Contact Factory**  
e-mail: autousos@whelen.com

**WHELEN**<sup>®</sup>  
ENGINEERING COMPANY, INC.

51 Winthrop Road, Chester, Connecticut 06412-0684 • (860) 526-9504 • Fax: (860) 526-4078 • www.whelen.com