



PRELIMINARY

LIBERTY **TRIO**TM

SUPER-LED[®] LIGHTBARS



Officially Licensed Warning
lights of NASCAR[®]



**WITH NEW TRIO TECHNOLOGY YOU HAVE THE
CONVENIENCE OF A TRUE MULTI-COLOR BAR!**

HOW WILL YOU USE IT?

WHELEN®

LIBERTY TRIO™

A Super-LED® lightbar specially designed for the professional.



**Imagine the convenience of a true multi-color lightbar!
A hard working partner, for any shift!**

Now you have the ability to change color sets to the front, rear and sides of the lightbar with the lighting combination YOU need, at the flip of a switch!

Whelen's top performing LFL Liberty lightbar just took another huge step forward with its TRIO technology available in four pre-configured combinations of Linear-LED® modules.

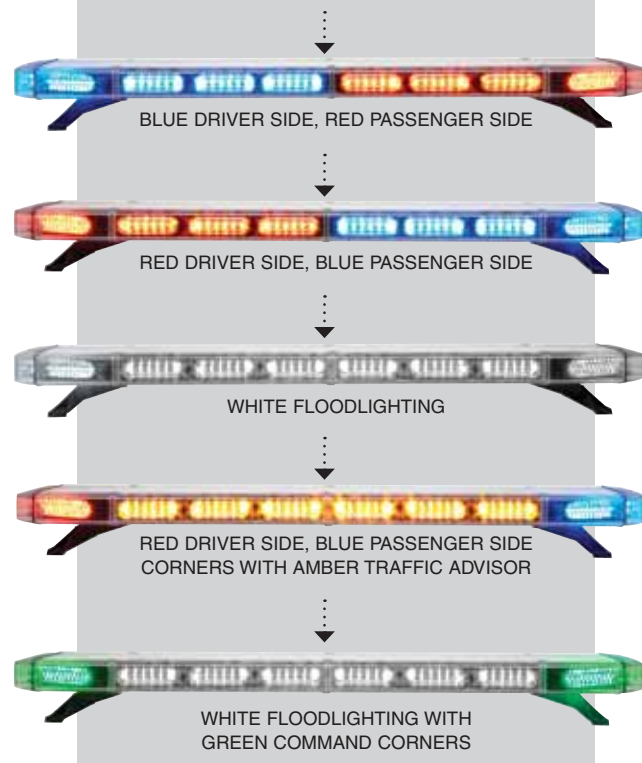
You can select high intensity red and blue warning light with white illumination light when you need it. Or add an amber Traffic Advisor™ to the rear for additional rear warning while keeping the white illumination lights available at the flip of a switch. For command posts, we offer these bars with steady green corners.

WeCan® technology allows for all 18 wires on the control point to be programmed using a Windows® based software. This allows for individual control of each warning, take-down, and alley lighthouse. The steady feature offers pre-configured group light control.



Change your light configuration with the flip of a switch, using control heads such as Whelen's CenCom™!

Need more than just warning in the rear of the bar? Whelen has developed a number of options to suit a wide range of needs.



Arriving at the scene of an accident... Pulling over vehicles late at night... Investigating the scene of a crime... We know it's a dangerous job. That's why we've developed a lightbar that is as dynamic as you are!



From warning, floodlighting, or command recognition... You now have the options you NEED in a lightbar!

- ▶ An all Linear-LED® lightbar featuring the next generation of ultra bright, ultra wide-angle Super-LED® technology.
- ▶ Combination Tri-Color warning in a single Super-LED lighthouse. Change it to fit your needs by flipping a switch!
- ▶ Standard models with a five or six lamp Super-LED Traffic Advisor™ for added rear protection.
- ▶ TRIO™ Super-LED modules provide ultra bright, wide angle, long-life performance and low current draw, in the sleek Liberty aerodynamic package.
- ▶ Standard with LR11 Super-LED alley lights and take-down lights, with optional Dual LR11 take-downs (50 & 54" bars only) or extra high intensity take-downs for even more powerful illumination.
- ▶ Pre-programming the lighting configuration allows you to change from a warning light to a work light, or from one color warning to a second color, by a flip of a switch!
- ▶ Give yourself an extra measure of safety when stopping in back of a vehicle with a Whelen Traffic Advisor in the rear of the bar and light up the area where you approach a stopped vehicle with floodlighting.
- ▶ The possibilities are practically limitless where added light, properly directed, could make your job easier and safer!
- ▶ Uses single color LEDs while producing a full uniform look, unlike competitor products which produce dead spots or use inefficient multi-color individual LEDs.
- ▶ Size: 2-1/2" (64mm) H x 12" (304mm) W x three standard lengths: 43-1/8" (109cm), 48-1/2" (123cm) or 53-7/8" (137cm).
- ▶ Five year HDP® (Heavy-Duty Professional) warranty on LEDs.
- ▶ Available in preprogrammed WeCan® Series lightbars.
- ▶ All models exceed SAE requirements.

MODEL #	CORNER (DRIVER SIDE)			CORNER (PASSENGER SIDE)			FRONT INBOARDS (DRIVER SIDE)			FRONT INBOARDS (PASSENGER SIDE)			REAR INBOARDS (DRIVER SIDE)			REAR INBOARDS (PASSENGER SIDE)		
	1	2	3	1	2	3	1	2	3	1	2	3	1	2	3	1	2	3
MODE																		
S3#1	R	B	W	B	R	W	R	B	W	B	R	W	R	B	W	B	R	W
S3#2	R	B	W	B	R	W	R	B	W	B	R	W	A	R	W	A	B	W
S3#3	R	B	G	B	R	G	R	B	W	B	R	W	R	B	W	B	R	W
S3#4	R	B	G	B	R	G	R	B	W	B	R	W	A	R	W	A	B	W

R = RED, B = BLUE, A = AMBER, W = WHITE, G = GREEN

LIBERTY MODEL: S3#1

WARNING / ILLUMINATION PACKAGE

WHELEN®

Be prepared for what the job throws at you. This package delivers classic warning, as well as added visibility where and when you need it!

Primary Warning 1: Set up for basic red driver side and blue passenger side configuration. Applicable to front and rear of the bar.

Primary Warning 2: Flip a switch and now you have the reverse of Primary Warning 1! Blue driver side and red passenger side configuration. Applicable to front and rear of the bar.

Steady Feature: Arriving on scene in the middle of the night? Dealing with bad weather or smoke clouding your vision? Not an issue with new TRIO™ technology! Turn your entire bar into a work light! White LED inboards on front and rear of the bar give you added visibility to make your job easier, and safer.

Replace symbol in model number with number indicating length of bar desired:
4 = 43-1/8"; 8 = 48-1/2"; 2 = 53-7/8"



PRIMARY WARNING 1



PRIMARY WARNING 2



STEADY FEATURE



LIBERTY MODEL: S3#2

WARNING / ILLUMINATION & TRAFFIC CONTROL PACKAGE

WHELEN®

This package offers all the warning and visibility features of S3#1, but also offers a little something extra to make road side operations and scene control easier and more efficient.

Primary Warning 1: You are still set up for red driver side, and blue passenger side configuration. Applicable to front and end of the bar. Plus an amber Traffic Advisor™ in the rear of the bar.

Primary Warning 2: You have the extra level of warning that comes with the additional blue driver side and red passenger side configuration. Applicable to front and rear of bar.

Steady Feature: Keep the work light feature throughout the bar, with white LED inboards.

Replace symbol in model number with number indicating length of bar desired:
4 = 43-1/8"; 8 = 48-1/2"; 2 = 53-7/8"


PRIMARY WARNING 1



PRIMARY WARNING 2



STEADY FEATURE



LIBERTY MODEL: S3#3

WARNING / ILLUMINATION COMMAND PACKAGE

WHELEN®

This Command vehicle package allows you to make your presence known and illuminate the space around your command vehicle at the same time.

Primary Warning 1: Same classic red driver side and blue passenger side configuration as the S3#1 and S3#2. Applicable to front and rear of the bar.

Primary Warning 2: You still get the additional warning of blue driver side and red passenger side configuration. Applicable to front and rear of the bar.

Steady Feature: Ideal for marking on-scene command vehicles while at the same time illuminating crucial work areas with the popular work light feature. This feature offers white LED inboards on the front and rear of the bar, as well as steady-burn green corners.

Replace symbol in model number with number indicating length of bar desired:
4 = 43-1/8"; 8 = 48-1/2"; 2 = 53-7/8"



PRIMARY WARNING 1



PRIMARY WARNING 2



STEADY FEATURE



LIBERTY MODEL: S3#4

WARNING / ILLUMINATION & TRAFFIC CONTROL **COMMAND PACKAGE**

WHELEN®

Warn the public, display your position, illuminate crucial work areas and secure the flow of traffic. This is the pinnacle of command vehicle lighting!

Primary Warning 1: Classic red driver side and blue passenger side warning in front and ends of the bar with an amber Traffic Advisor™ in the rear. Same configuration as the S3#2.

Primary Warning 2: Additional warning with blue driver side and red passenger side configuration. Applicable to front and rear of the bar.

Steady Feature: The same as S3#3. Steady-burn green corners for command vehicle recognition. Utilizes our work light feature and illuminates crucial areas around the vehicle with white LED inboards in the front and rear of the bar.

Replace symbol in model number with number indicating length of bar desired:
4 = 43-1/8"; 8 = 48-1/2"; 2 = 53-7/8"


PRIMARY WARNING 1



PRIMARY WARNING 2



STEADY FEATURE



WHELEN[®]
ENGINEERING COMPANY, INC.

51 Winthrop Road
Chester, Connecticut 06412-0684
(860) 526-9504 • Fax: (860) 526-4078
www.whelen.com