


NEW PRODUCT

3-1/2" & 4" Round

EXTENDED LENS SUPER-LED® DUAL LAMP AND DRIVING LIGHTS

LIGHTHEADS




*When technology takes a step up,
so do the engineers at
Whelen Engineering Company!*

WHELEN[®]
ENGINEERING COMPANY, INC.

3-1/2" Round

These lighthead provide added light intensity with two LINZ6™ type reflectors per unit! Single or split color capability makes these rugged lights even more versatile. Driving/fog light with a warning light override is ideal on motorcycles, police vehicles, and for other heavy-duty applications.



3-1/2" EXTENDED LENS FEATURES

- 3-1/2" Round extended lens lighthead with two LINZ6 type reflectors.
- 31 Scan-Lock™ flash patterns and steady-burn.
- Single and split color capable.
- Interleaved lighthead offer two colors in a single lighthead with white Super-LED® driving light and warning mode offered in single warning color or in split colors.
- Synchronize flash pattern for simultaneous or alternating pattern with other Whelen synchronizable products.
- Clear shatter resistant extended lens for maximum light output.
- 6" pigtail connectors, standard.
- Rugged LEDs draw low current and provide long life reliability.
- Available in four safety colors.

3-1/2" Round

WARNING MODELS

- PAR28*Red, blue or amber warning, with synchronize feature
- PAR28CWhite warning, with synchronize feature
- PAR28JSplit red/blue warning, with synchronize feature
- PAR28DSplit red/white warning, with synchronize feature
- PAR28ESplit blue/white warning, with synchronize feature

INTERLEAVED DRIVE/WARNING MODELS

- PAR28D*Combination interleaved white Super-LED® driving light with red or blue warning light
- PAR28DJCombination interleaved white Super-LED driving light with blue over red warning light

OPTIONAL MOUNTING

- P28DC11Optional fog light mounting kit for 2011 Charger



Interleaved drive/warning light shown in both blue over red warning mode and white driving mode



3-1/2" Round optional fog light mounting kit for 2011 Charger

*Replace symbol in model number with letter indicating lens color desired: A=Amber; B=Blue; R=Red; W=White.



4" Round



Extended lens
FEDC06AR

Extended lens
FDCT10RR

Flat lens
2FR00ZRR

4" ROUND EXTENDED LENS FEATURES

- 4" Round extended lens lighthouse has two LINZ6 type reflectors.
- 31 Scan-Lock™ flash patterns and steady-burn.
- Single and split color capable.
- Interleaved lighthouses offer two colors in a single lighthouse with white light in driving light mode and warning mode offered in single color or split colors.
- Synchronize flash pattern for simultaneous or alternating pattern with other Whelen synchronizable products.
- Clear shatter resistant extended lens for maximum light output.
- 6" pigtail connectors, standard.
- Rugged LEDs draw low current and provide long life reliability.
- Available in four safety colors.
- Fog light models fits Dodge Durango, Chevy Tahoe, and Ford Expedition.

4" ROUND FLAT LENS FEATURES

- Heavy-duty Surface mount Super-LED with adapter for PAR-36 applications.
- 18 Scan-Lock flash patterns each with Phase 1 and Phase 2 and steady-burn with synchronize feature (for simultaneous or alternation flashing lights).
- Four safety colors: red, blue, amber or white.
Size: 4-1/4" (108mm) Dia. x 1-3/16" (30mm) Depth.
- TIR6 light technology.

4" Round

WARNING MODELS

- 2F*00Z*R Flat lens blue, red, white, or amber
- 2E*00Z*R Extended lens blue, red, white, or amber
- 2EJ00ZCR Extended lens red/blue split
- 2EE00ZCR Extended lens blue/white split
- 2ED00ZCR Extended lens red/white split

FOG LIGHT MODELS

2011 DODGE DURANGO

- FEDC06*R Blue, red, amber or white
- FEDC06JR Split red/blue
- FEDC06DR Split red/white
- FEDC06ER Split blue/white

2010-2011 CHEVY TAHOE

- FDCT10*R Red or blue
- FECT10*R Blue, red, amber or white
- FECT10JR Split red/blue
- FECT10DR Split red/white
- FECT10ER Split blue/white

2011 FORD EXPEDITION

- FEFP11*R Blue, red, amber or white
- FEFP11JR Split red/blue
- FEFP11DR Split red/white
- FEFP11ER Split blue/white

INTERLEAVED DRIVE/WARNING MODELS

- FDCT10*R 2010-2011 Chevy Tahoe, white driving light and red or blue color warning
- FDCT10JR 2010-2011 Chevy Tahoe, white driving light and split blue over red warning
- FDFP11*R 2011 Ford Expedition, white driving light and red or blue color warning
- FDFP11JR 2011 Ford Expedition, white driving light and split blue over red warning

OPTIONAL MOUNTING

- 2FLANGEB Black surface mount trim ring kit
- 2FLANGEC Chrome surface mount trim ring kit
- 2GROMMET Grommet mounting kit

*Replace symbol in model number with letter indicating lens color desired: A=Amber; B=Blue; R=Red; W=White.



4" Round fog light mount



4" Round chrome surface mount



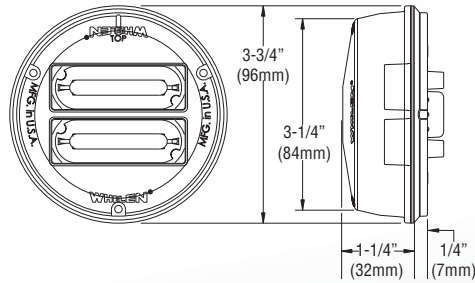
4" Round black surface mount



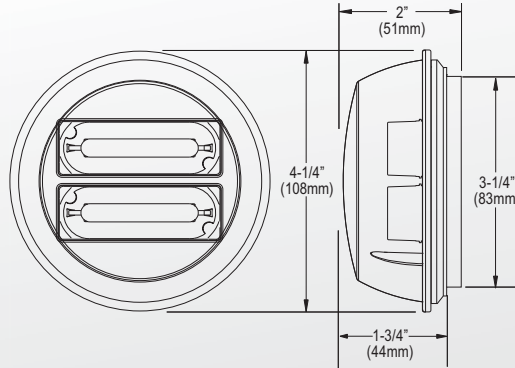
WHELEN®

3-1/2" & 4" Round

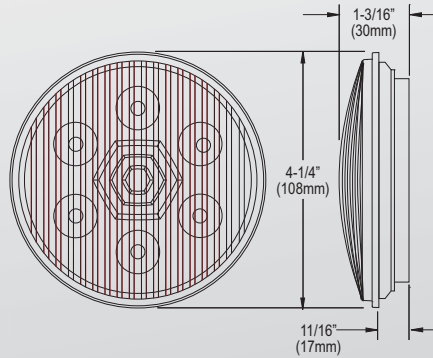
3-1/2" Round lighthouse



4" Round extended lens lighthouse

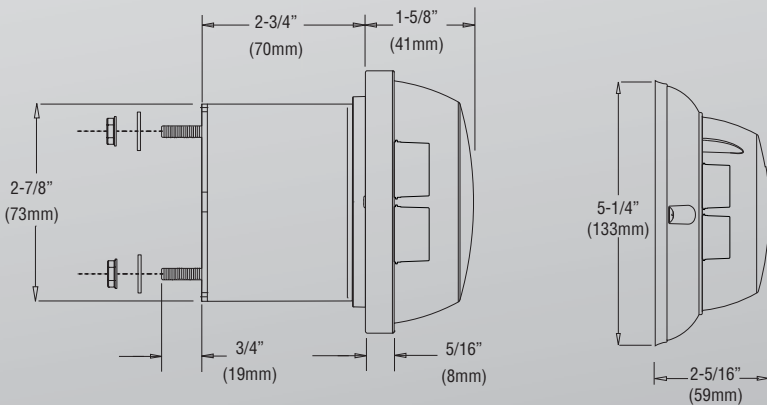


4" Round flat lens lighthouse



4" Round lighthouse with fog mount

4" Round lighthouse with flange



SINGLE COLOR FLASH PATTERNS

PATTERN	SYNC	PHASES
SignalAlert™ 75	YES	1&2
CometFlash® 75	YES	1&2
Double 75	YES	1&2
Single 75	YES	1&2
ComAlert™ 75	YES	1&2
LongBurst™ 75	YES	1&2
PingPong™ 75	YES	1&2
Single 60	-	1
Single 90	-	1
Single 120	-	1
Single 300	-	1
Double 150	-	1
ComAlert 150	-	1
ActionFlash™ 50	-	1
ActionFlash 150	-	1
ModuFlash™	-	1
ActionScan™	-	1
Steady	-	1

DUAL COLOR FLASH PATTERNS

PATTERN	SYNC	#SEQ	CAL
SignalAlert 75	YES	4	-
CometFlash 75	YES	4	-
Double 75	YES	4	YES
Single 75	YES	4	YES
ComAlert 75	YES	4	-
LongBurst 75	YES	4	-
PingPong 75	YES	4	YES
SSNF 75	YES	2	-
Single 60	-	2	YES
Single 90	-	2	YES
Single 120	-	2	YES
Single 300	-	2	-
Double 150	-	2	-
ComAlert 150	-	2	-
ActionFlash 50	-	2	-
ActionFlash 150	-	2	-
ModuFlash	-	2	-
Double 120	-	2	YES
PingPong 120	-	2	YES
Triple 75	-	2	YES
Triple 120	-	2	YES
SignalAlert Cal	-	2	YES
Action SF 60/120	-	2	YES
Action SF 120/TF75	-	2	YES
CalScan™	-	1	YES
ActionScan	-	1	-
SteadyFlash 60	-	1	YES
SteadyFlash 75	-	1	YES
SteadyFlash 90	-	1	YES
SteadyFlash 120	-	1	YES
Steady and Steady	-	1	YES

WHELEN®
ENGINEERING COMPANY, INC.

51 Winthrop Road
Chester, Connecticut 06412-0684
(860) 526-9504 • Fax: (860) 526-4078
www.whelen.com

Whelen Engineering reserves the right to upgrade and improve products without notice.
© 2011 Whelen Engineering Company, Inc. Printed in U.S.A.
NASCAR® is a registered trademark of the National Association for Stock Car Auto Racing, Inc.
Code No. 3N4R0811