

Models HA239C/HA238

“HIDE-A-WAY” STYLE REMOTE STROBE LAMP ASSEMBLY



***Increase visibility.
Reduce your risk of
accident. Add the impact
of CometFlash® strobe
lighting to your vehicle.
“Hide-A-Way” strobe
lamps provide powerful
stand alone warning
protection for the
unmarked cruiser and
adds another level of
lighting safety for marked
vehicles.***

Blasting out Whelen’s rapid fire flash patterns, HA239C/HA238 equipped vehicles make other vehicles that use wig-wag lights, look like they are in the dark.

CometFlash® and Action Flash™ are the strobe patterns that demands and gets attention in traffic. You get twice the visibility and tracking of any other strobe flashing pattern, plus truer deeper colors.

HA239C has tough Santoprene® plastic soft plug in style base that requires no flange mounting holes. Available in clear only.

HA238* flange mount style base are available in all our vivid safety colors.

FEATURES

- Brighter and more effective than “wig-wag” halogen flashing lights.
- Whelen’s Hide-A-Way’s are the smallest flange or grommet style strobe lamp assembly available.
- Encapsulated for moisture and vibration resistance.
- Easy to install on flat or curved surface. Mounts into a 1” hole on the rear of any composite style headlight, cornering light or taillight assembly.
- Available in all six safety colors, to provide proper emergency color identification.
- Built “Whelen-tough,” to take road pounding punishment.
- Field replaceable assembly is warranted for one year.
- Each assembly includes 15’ shielded cable with AMP Mate-N-Lok® connectors. Optional lengths available.
- For use with Whelen Strobe Power Supplies, sold separately.




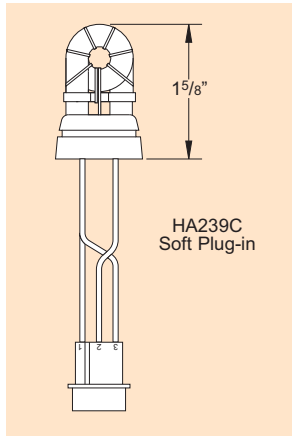
Add Hide-A-Way’s to headlight, corner light, back-up light, taillight and turn signal assemblies.

Form# HA0401

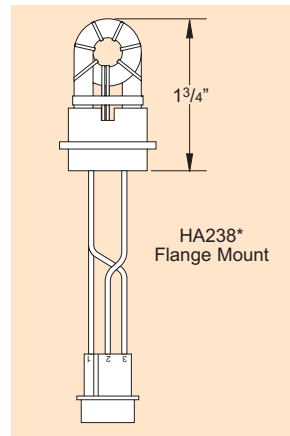
WHELEN®

Engineers for the Emergency Warning Industry

“HIDE-A-WAY” SERIES SPECIFICATIONS



HA239C Plugs into 1" hole in a light assembly for a tight vibration resistant fit. (flat or curved surfaces)



‘HIDE-A-WAY” MODELS

(Waterproof Connectors are Highly Recommended)

HA239C . . . Clear Strobe, Soft Plug-in.

HA238* . . . Clear or Color Strobe, Flange Mount.

S30HACP . . . Clear Strobe Tube Only, (Less Cable), Soft Plug-in.

S30HAC . . . Clear Strobe Tube Only, (Less Cable), Flange Mount.

S30HA* . . . Clear or Color Strobe Tube Only, (Less Cable), Flange Mount.

Replace* in model number with lens color desired.

A=Amber, B=Blue, C=Clear, G=Green, R=Red, V=Purple.

Optional three conductor shielded extension cables with connectors (15' Cable, standard)

EXT5 Five Foot Extension Cable with Connectors

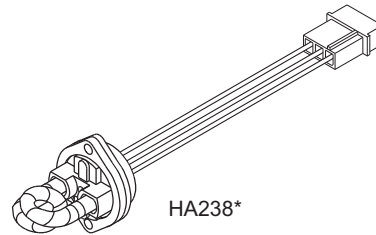
EXT10 Ten Foot Extension Cable with Connectors

EXT15 Fifteen Foot Extension Cable with Connectors

EXT20 Twenty Foot Extension Cable with Connectors

EXT25 Twenty-five Foot Extension Cable with Connectors

EXT30 Thirty Foot Extension Cable with Connectors



Substitute longer shielded extension cables for Standard 15' Cable where applicable

SEXT20 . . . Substitute Twenty Foot Cable for Standard Fifteen Foot Cable

SEXT25 . . . Substitute Twenty-Five Foot Cable for Standard Fifteen Foot Cable

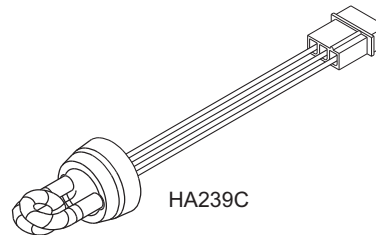
SEXT30 . . . Substitute Thirty Foot Cable for Standard Fifteen Foot Cable

SEXT35 . . . Substitute Thirty-Five Foot Cable for Standard Fifteen Foot Cable

SEXT40 . . . Substitute Forty Foot Cable for Standard Fifteen Foot Cable

SEXT45 . . . Substitute Forty-Five Foot Cable for Standard Fifteen Foot Cable

SEXT50 . . . Substitute Fifty Foot Cable for Standard Fifteen Foot Cable



Connector Kits

W441D . . . 3 Pins and Connector Kit, Waterproof (Deutsch)

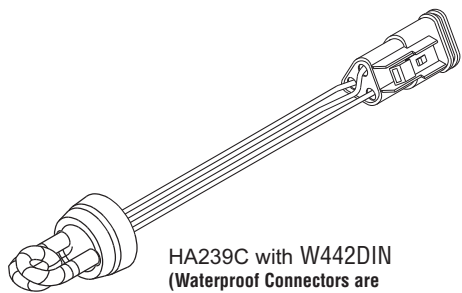
W442D . . . 3 Sockets and Connector Kit, Waterproof (Deutsch)

Installed Waterproof Connector Kits - Optional, Substituted for AMP Mate-N-Lock Connectors

W441DIN . . . Deutsch 3 Pins and Connector Kit, Waterproof (Installed on Cable)

W442DIN . . . Deutsch 3 Sockets and Connector Kit, Waterproof (Installed on Lighthead)

Please note that the HA239C/HA238* are an open flash tube. High voltage on the trigger wire necessitates proper handling & installation.



Route 145, Winthrop Road
Chester, Connecticut 06412-0684
(860) 526-9504 • Fax: (860) 526-4078
Internet: www.whelen.com



Whelen Engineering reserves the right to upgrade and improve products without notice.