

All Hazard In-Plant Personnel Warning System

Whelen's IPS Series Products delivers clear, powerful tone and voice warnings, eliminating confusion at the onset of an emergency.

SYSTEM FEATURES

- **IPS400 / IPS800**
- Two Compartment (Type I) Natural Finish Aluminum Cabinet
- Public Address Capability
- Two Gel Cell Batteries
- Battery Powered, Minimum of 30 Minutes of Full Power Output
- AC Temperature Compensated 5 Amp Battery Charger
- Local Controls or Remote Controls
- One or Two Power Amplifiers (One for IPS400; Two for IPS800) for Use with Combinations of Speakers
- Electronic Siren Controller
- Tone Generator
- Timer
- Local Control Push Buttons
- Battery Switch
- SI TEST® available
- Battery Tray
- Six Standard Public Warning Tones - Wail, Whoop, Attack, Hi-Lo, Alert, Airhorn.

SYSTEM OPTIONS

- **RDVM** - Digital Voice Message Capability ¹
- **WPSNCMIC** - Noise Cancelling Microphone
- **STCTRL** - Strobe Controller for Strobes (Contact Factory for More Information)
- Alternate Tone Set

NOTES:

¹ RDVM - 1-16 message capability with 240, 480 or 960 seconds available for recording

SIREN ACTIVATION CONTROLS

Our VHF High and UHF siren activation control packages include the following:

- Radio
- Radio Interface
- Tone Squelch
- 2-3dB Gain Omni-Directional Antenna with Bracket
- 35' of RG58 Antenna Cable
- SI TEST® available

Other features are dependent upon one or two-way controls. Whelen equipment can be interfaced with many different types of two-way radio communications products and systems including 800Mhz trunking, Motorola's MOSCAD, FSK, Narrow-Band and VHF Low Band. The following is available as standard options. Contact factory for special applications.

ONE WAY CONTROLS

- **AUXIN** - Auxiliary Board for Contact Closure Activation
- **D2020LL** - 10 Digit DTMF Landline Activation
- **D2020H** - 10 Digit DTMF VHF High Band / 150-170 Mhz
- **D2020U** - 10 Digit DTMF UHF / 450-470 Mhz
- **WPSTT** - Two-Tone Sequential Option

TWO-WAY CONTROLS

- **AUXCS** - Two-Way Contact Closure Activation and Status board
- **C2020LL** - Two-way Landline Activation
- **C2020H** - 10 Digit DTMF VHF High Band / 150-170 Mhz
- **C2020U** - 10 Digit DTMF UHF / 450-470 Mhz
- **C2020NH** - 10 Digit DTMF VHF High Band Narrow-Band
- **C2020NU** - 10 Digit DTMF UHF Narrow-Band

OPTIONS:

- **FSKXMOD** - Converts the Above Siren Activation Controls to FSK Format
- **PGINT** - Paging Interface to Interface Whelen Tones with Existing Paging Systems

SPEAKER OPTIONS

- **WS15T** - Wide Angle, 15 Watt Speaker
- **WS15TR** - Recess Mount, 15 Watt Speaker
- **WS15TEN** - Recess Mount, 15 Watt Speaker with Grille
- **WS30T** - Wide Angle, 30 Watt Speaker
- **WS60T** - Wide Angle, 60 Watt Speaker
- **WSXPL60T** - Explosion-Proof, 60 Watt Speaker
- **WS100** - Wide Angle, 100 Watt Speaker
- **WS100TCH** - Wide Angle, 100 Watt Speaker with Weatherproof Housing

All of the above speakers (except WS100) include level adjustment multi-tab transformers and a capacitor for line level supervision.



IPS 400/800
TYPE I ELECTRONIC CABINET

IPS400/IPS800

Specification Data

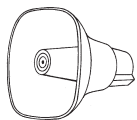
PHYSICAL DATA

Height: 32.5" (82.6cm)
Width: 22.5" (57.2cm)
Depth: 10.5" (26.7cm)
Weight: IPS400 120 lbs. (54.4kg)
 IPS800 160 lbs. (72.6kg)

ELECTRICAL DATA

AC input: 120 / 240v, 60Hz,
 7A Fuse
DC Output: 28vdc @ 5 Amp.
Power Amplifier: 400 Watts,
 4 Output Channels per Amplifier
Tone Generation: 6 Warning
 Signals, Standard
Public Address: Standard

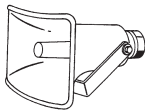
SPEAKER OPTIONS



WS15T / WS30T / WS60T - Weatherproof, 15, 30 or 60 watt re-entrant loud speakers with multi-tapped, line matching transformers for output adjustment. Includes mounting bracket for vertical or horizontal installation.



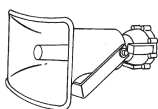
WS15TR / WS15TEN - 15 watt re-entrant loud speakers with multi-tapped, line matching transformers for output adjustment. Ideal for recessed mounting applications.



WS100 - Heavy duty 100 watt re-entrant loud speaker with wide angle horn. Mounting bracket is included for vertical, horizontal or stacked installations.



WS100TCH - Heavy duty, waterproof, 100 watt wide angle re-entrant loud speakers with multi-tapped, line matching transformers for output adjustment. Rugged cast aluminum housing. Includes mounting bracket for horizontal or vertical installations.



WSXPL60T - For explosive or combustible atmospheres. 60 watt re-entrant, wide-angle loud speaker features a heavy duty cast aluminum housing. Includes mounting bracket for horizontal or vertical installations, and multi-tapped line matching transformer. Specify environment by Class and Group when ordering.

ORDERING INFORMATION

BASIC SYSTEM INCLUDES ALL OF THE FOLLOWING:

- **IPS400 / IPS800** - Electronics Cabinet
- **SPEAKERS:**
- **WS15T** - Wide Angle, 15 Watt Speaker
- **WS15TR** - Recessed Mount, 15 Watt Speaker
- **WS15TEN** - Recessed Mount with Grille, 15 Watt Speaker
- **WS30T** - Wide Angle, 30 Watt Speaker
- **WS60T** - Wide Angle, 60 Watt Speaker
- **WSXPL60T** - Explosion-proof, Wide Angle 60 Watt Speaker
- **WS100** - Wide Angle, 100 Watt Speaker
- **WS100TCH** - Wide Angle, 100 Watt Speaker with Weatherproof Housing
- All of the Above Speakers (Except WS100) have Adjustable Output.

OPTIONS:

- **RDVM** - Remote Station Digital Voice ¹
- **AUXIN** - Auxiliary Board for Contact Closure Activation
- **AUXCS** - Auxiliary/Status Control Board for Contact Closure Activation and Status
- **D2020LL, D2020H, D2020U** - One-Way Radio Control ²
- **C2020LL, C2020H, C2020U** - Two-Way Radio Control / Status Monitoring, COMM/STAT™ ²
- **C2020NH, C2020NU** - Two-Way Radio Narrow-Band Control / Status Monitoring, COMM/STAT™ ³
- **WPSTT** - Two-Tone Sequential
- **FSKXMOD** - FSK Format
- **PGINT** - Paging Interface to Interface Whelen Tones with Existing Paging Systems
- **INTRU** - Intrusion Alarm

WHELEN®
 ENGINEERING COMPANY, INC.

Route 145, Winthrop Road
 Chester, Connecticut 06412-0684
 (860) 526-9504
 1-800-637-4736
 Fax: (860) 526-4784
 Internet: www.whelen.com
 e-mail: iowsales@whelen.com

Whelen Engineering Company, Inc.
 reserves the right to upgrade its products
 with design improvements without notification.
 © 2006 Whelen Engineering Company, Inc.
 Printed in the U.S.A.
 041806-10257C

NOTES

- 1 **RDVM** - 1-16 message capability with 240, 480 or 960 seconds available for recording
- 2 10 digit DTMF Controls • Landline • VHF High Band / 150-170 Mhz • UHF / 450-470 Mhz
 Our VHF High and UHF siren activation control packages include tone squelch, radio, radio interface, 2-3dB gain omni-directional antenna with bracket, 35' of RG58 antenna cable and polyphaser
- 3 Contact Factory

A SYSTEM APPROACH

A facility has two main control centers monitoring plant operations. One plant area is used for light manufacturing and office operations. This requires many low powered speakers allocated over several zones. The second plant area includes heavy manufacturing with high ambient noise levels and requires powerful speakers and visual alerting. In this area alarms may also require local activation. The system diagram below illustrates one solution for the application.

