

PRODUCT DESCRIPTION

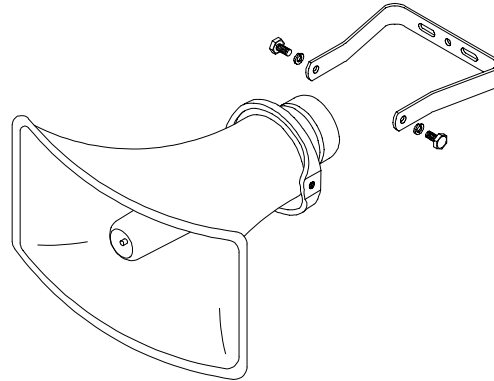
Model WS100, SPEAKER ASSEMBLY

Part # 01-1461899-00
Doc. # 04-0113161-00

GENERAL-

Whelen Model WS100 is a 100 watt speaker assembly intended for use in indoor personnel warning applications, where high sound level output is required.

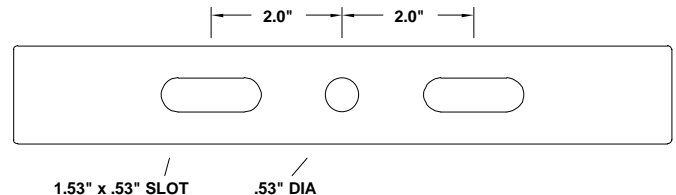
The speaker flare is made from fiberglass, with a spun aluminum re-entrant section. A speaker driver, with wire leads, is assembled to the speaker. A heavy duty, painted steel mounting bracket allows the installer to position the speaker in a number of different ways.



INSTALLATION-

Determine the location of the speaker. Mount to a rigid structure, using the supplied mounting bracket. The bracket dimensions are shown in the detail drawing. Position the speaker as required. Do not position the speaker pointing upward, if there is a possibility of filling with water.

Using wire nuts, connect the speaker audio wires to the speaker wires. The red wire is speaker driver (+) and the black wire is speaker driver (-).



Mounting Bracket Detail

PIONEERS IN WARNING SIGNALS
WHELEN®
ENGINEERING COMPANY
Route 145, Winthrop Rd., Chester, CT 06412-0684
Tel.: (800) 63 SIREN • Fax: (860) 526-4784

Dimensions

Height: 12" (30.4 cm)
 Width: 22" (55.8 cm)
 Depth: 21" (53.3 cm)
 Weight: 23 lbs. (10.4 kg)

Finish

Speaker: Black

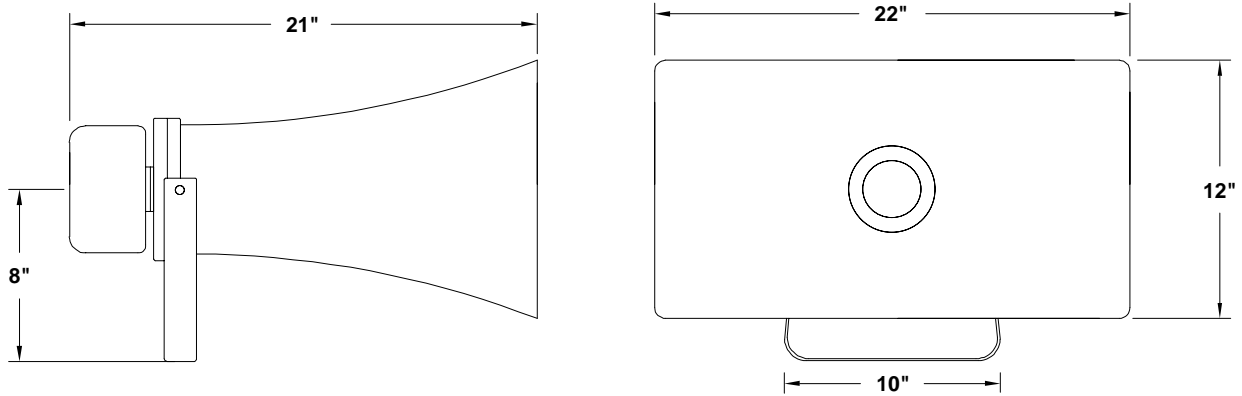
Performance

SPL: 126 dbA (at 4 ft., 500 Hz)
 Dispersion: 120° x 60°

Connections

Wire	Signal Name
Red	Speaker Driver +
Black	Speaker Driver -

Typically wire nuts.



DIMENSIONS

- Notes:
1. Not for use in classified areas.
 2. SPL (Sound Pressure Level) readings are +/- 2 dbA.
 3. Measurements based on Whelen Amplifier 01-0285564-00C.