

WHELEN[®]

ENGINEERING COMPANY INC.

51 Winthrop Road
Chester, Connecticut 06412-0684
Phone: (800) 63SIREN
Phone: (860) 526-9504
Fax: (860) 526-4784
Internet: www.whelen.com
Sales e-mail: iowsales@whelen.com
Customer Service e-mail: iowserv@whelen.com

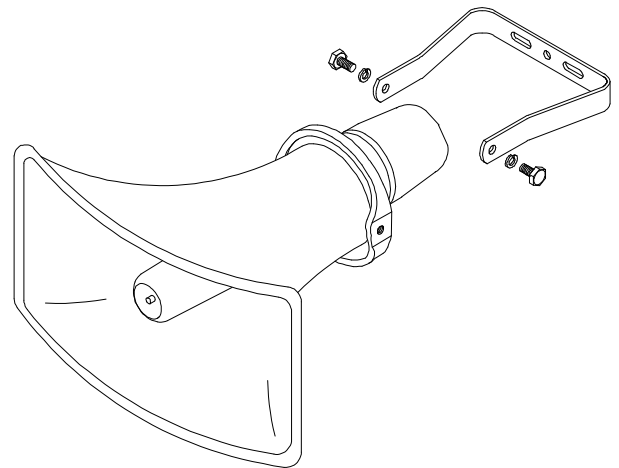
Model WS100TCH Speaker Assembly
P/N: 01-1461901-00

General-

Whelen Model WS100TCH is a 100 watt speaker assembly intended for use in personnel warning applications, where weather-proof or rugged installation is required.

The speaker flare is made from fiberglass, with a spun aluminum re-entrant section. A cast aluminum housing includes a tapped hole for a 1/2" NPT fitting. A heavy-duty, painted steel mounting bracket allows the installer to position the speaker in a number of different ways.

An internal impedance matching transformer allows the user to select Full power or reduced power levels of 25, 10 5 or 2 watts.



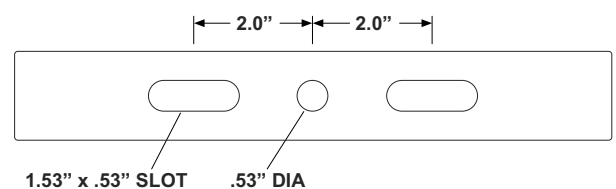
Installation-

Determine the location of the speaker. Mount to a rigid structure, using the supplied mounting bracket. The bracket dimensions are shown in the detail drawing. Position the speaker as required. Do not position the speaker pointing upward, if there is a possibility of filling with water.

Remove the four Phillips Head #8-32 screws and the 3" x 4" Access Plate on the back of the cast housing. Install the speaker audio wires into the housing via the 1/2" NPT through hole, using the appropriate hardware. Typically, 1/2" conduit is used. Using wire nuts, connect the speaker audio wires to the transformer wires. The Red wire is speaker (+) and the Black wire is speaker (-). select the desired power setting with the Red driver wire on the terminal strip.

Re-install the Access Plate.

Mounting Bracket Detail



For warranty information regarding this product, visit www.whelen.com/warranty

Dimensions

Height: 12" (30.4 cm)
 Width: 22" (55.8 cm)
 Depth: 23" (58.3 cm)
 Weight: 26 lbs. (11.8 kg)

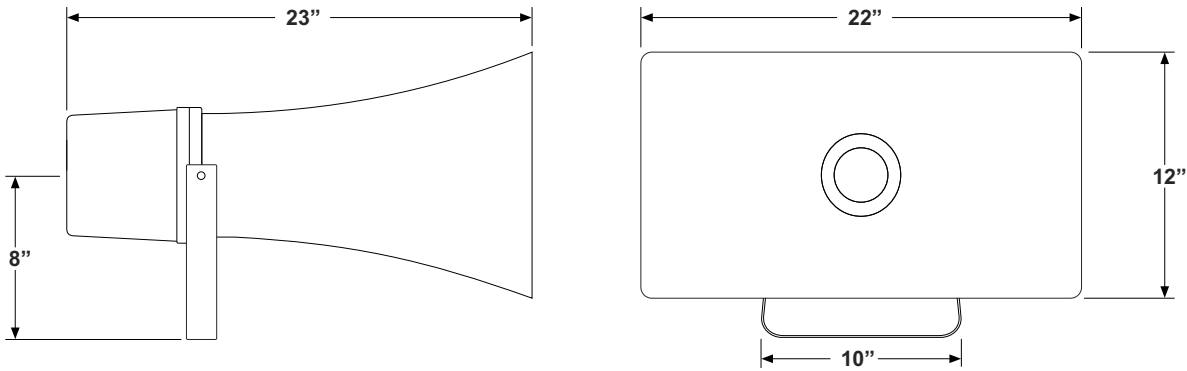
Performance

SPL:	100W	126 dbA (at 4 ft., 500 Hz)
	25W	120 dbA
	10W	117 dbA
	5W	114 dbA
	2.5W	111 dbA

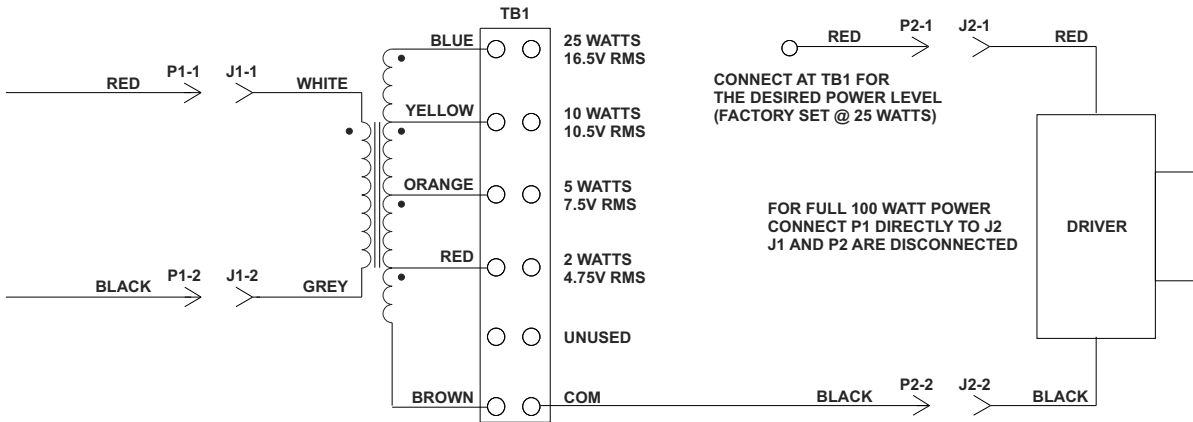
Finish

Speaker: Black
 Housing: Natural Aluminum

Dispersion: °120 x 60°



DIMENSIONS



SCHEMATIC

- Notes:**
1. Not for use in classified areas.
 2. SPL (Sound Pressure Level) readings are +/- 2 dbA.
 3. Performance measured with Whelen Amplifier, 01-0285564-00C