

PRODUCT DESCRIPTION

Model WS400H, SPEAKER ASSEMBLY

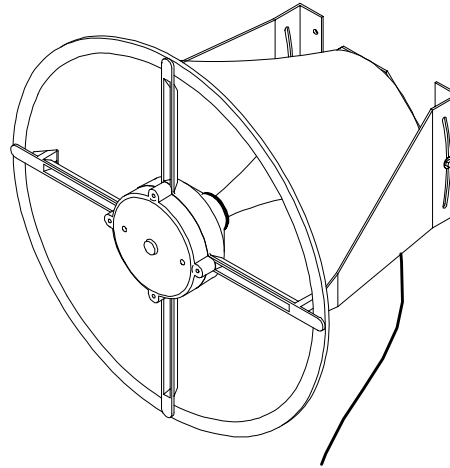
Part # 01-1482861-00

Doc. # 04-0113242-00

GENERAL-

Whelen Model WS400H is a 400 watt directional speaker, capable of producing 118 dbC @ 100 feet, intended for use in personnel warning applications, where high power weather-proof or rugged installation is required.

The speaker flare is made from fiberglass, with a powder painted, spun aluminum re-entrant horn section. A corrosion resistant, cast aluminum housing provides a protective, weather-proof enclosure for the driver and wiring terminals. Two feet of 16 AWG, 2 conductor cable exits through the bottom of the speaker for field wiring. A heavy duty, painted bracket allows the installer to flush mount the speaker and angle it down approximately 15 degrees. An optional pole mount kit is available.



INSTALLATION-

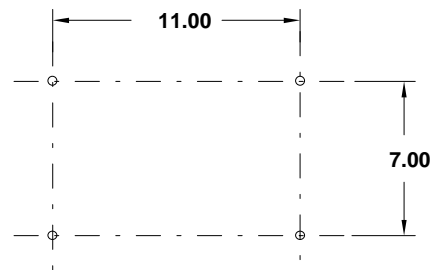
Determine the location of the speaker. Mount to a rigid, flat structure, using the supplied mounting bracket. The mounting bracket hole pattern is shown in the detail drawing. Position the speaker as required. Do not position the speaker pointing upward, if there is a possibility of filling with water. A mounting height greater than 25 feet is recommended. **Follow all local regulations regarding personnel exposure to high sound pressure level output.**

The four mounting holes on the rear mounting bracket are designed to accept 3/8" hardware. Mounting hardware is not supplied. Rigid steel conduit is recommended for outdoor installations. A few feet of flexible conduit is acceptable at the speaker. A junction box may be required.

A 4 AWG copper ground wire may be required from the mounting bracket to ground for lightning protection. Follow all local codes regarding grounding.

Use wire nuts to connect the speaker wires to the audio wires from the control cabinet. Polarity is not critical. (Wire not included.)

Recommended wire size is 14 AWG for 0 - 100 ft. runs, 12 AWG for 100 - 200 ft. runs.



WS400H MOUNTING PATTERN

PIONEERS IN WARNING SIGNALS
WHELEN®

ENGINEERING COMPANY, INC.

Route 145, Winthrop Rd., Chester, CT 06412-0684

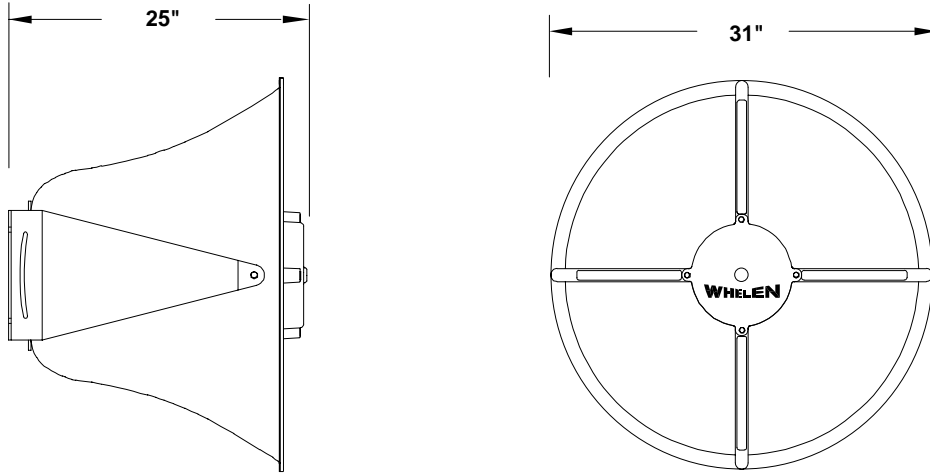
Tel.: (800) 63 SIREN • Fax: (860) 526-4784

Dimensions

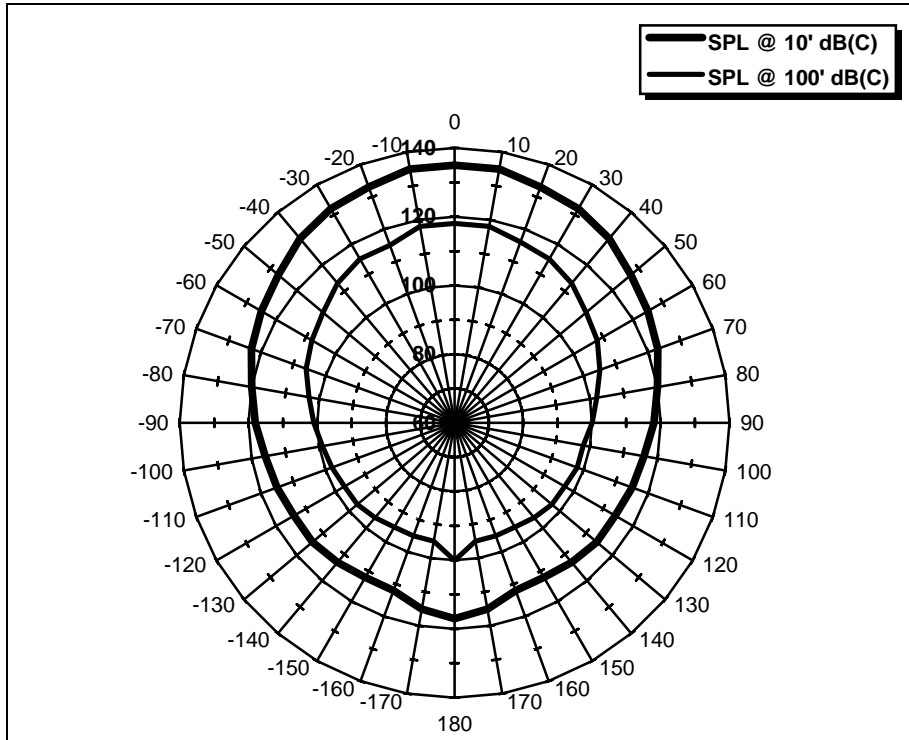
Diameter: 31" (78.7 cm)
 Depth: 25" (63.5 cm)
 Weight: 72 lbs. (32.7 kg)

Finish

Speaker Flare: Fiberglass, Gray
 Driver Housing: Almag, Natural
 Brackets, Horn: Powder Paint, Gray



DIMENSIONS



- Notes:
1. SPL (Sound Pressure Level) readings are +/- 2 dBc.
 2. Measurement based on Whelen Amplifier 01-0285564-00C, Wail tone.
 3. Mounting hardware, conduit, speaker to cabinet wire, junction box, and ground wire are not included.

PIONEERS IN WARNING SIGNALS
WHELEN®
 ENGINEERING COMPANY, INC.
 Route 145, Winthrop Rd., Chester, CT 06412-0684
 Tel.: (800) 63 SIREN • Fax: (860) 526-4784