

AMBER LIST PRICE

No. PL19.0UA-Rev.1

EFFECTIVE: December 20, 2018 VOID: June 27, 2019



Cenator™ Series Super-LED® Lightbar
(Formally Ceridian™ Series Super-LED® Lightbar)



**Order Anytime Day or Night by E-mail: autoorder@whelen.com
or Toll Free Facsimile 1-800-637-8762**

Many products listed in this price list meet or exceed AMECA, SAE and California Title XIII requirements. For details contact your regional sales office. Every effort will be made to hold prices through the end date. We reserve the right to increase prices on certain and/or all products. Whelen Engineering Company, Inc. is not responsible for typographical errors.

ISO 9001 Registered QMS



OFFICIAL WARNING LIGHTS OF NASCAR

Follow us on



PL 19.0 New Products

Refer to price list for complete details on new products listed.

C6 SurfaceMax™ Series

C6# Split Color, Clear Outer Lens, Side-By-Side, Red/White, Blue/White, Red/Blue or Red/Amber

ION™ Mini T-Series™

TIONMBK4 Universal over/under "L" mounting bracket for two ION Mini T-Series lighthead

Pioneer Nano™ NP Series

NPBKT3 Mounting brackets (pair) and hardware for two Nano 3-LED Series lighthead under a lightbar

NPBKT4 Mounting brackets (pair) and hardware for two Nano 6-LED Series lighthead under a lightbar

Strip-Lite™ Plus Surface



Mount Super-LED®

PS#01FCR SOLO™, Red, Blue, Amber or White

PS#02FCR DUO™, Amber/Blue, Amber/White, Blue/White, Red/Blue, Red/Amber or Red/White

PSSEQACR Sequencing light, Amber

PSCOMPL Compartment light, low intensity

PSCOMPH Compartment light, high intensity

PSFC Optional, Chrome flange

PSBKT45 45° Mounting Bracket for 1 Strip-Lite Plus

PSBKT2 Guard for 1 Strip-Lite Plus Lighthead

Strip-Lite™ Plus XL Surface Mount Super-LED

PSTANK2 Fluid level indicator light, Green, Blue, Amber & Red



PSXLFC Optional, Chrome flange

QuickFit, Bolt-On Mounting Platform Series



QFFORD1 Ford F-150 2015-2019 and F-250/F-350 Super Duty, 2017-2019

QFGM1 Chevy Silverado 1500/2500/3500, 2016-2018

QFRAM1 Dodge Ram 1500 2016-2018

Inner Edge® FST™ Series Lightbars

Upper front facing lightbars with Proclera® Silicone optics, available in low current SOLO and WeCan SOLO, DUO and TRIO models for the Dodge Durango, 2018-2019

Inner Edge® XLP Series Lightbars

Upper Front facing lightbars, available in low current SOLO and DUO as well as WeCan DUO models, all with vehicle specific housings

Inner Edge RST™ Series for Trucks



Rear Facing lightbars with Proclera Silicone optics, available in low current SOLO and WeCan® SOLO, DUO and TRIO models with vehicle specific mounting kits for Chevy Silverado 1500, 2016-2018 and F-150, 2015-2019 and F-250/350, 2017-2019

Cenator™ Super-LED Series Lightbars



SOLO Standard Current, LIN6™

CV_**** 42", 48" or 54", single color, Red, Blue, Amber or White

SOLO Standard Current, LIN6+™

CX_**** 42", 48" or 54", single color, Red, Blue, Amber or White

SOLO WeCan®, LIN6

CY_**** 42", 48" or 54", single color, Red, Blue, Amber or White

DUO WeCan, LIN6

CB_**** 42", 48" or 54", DUO color, Red, Blue, Amber and/or White

SOLO WeCan, LIN6+

CP_**** 42", 48" or 54", single color, Red, Blue, Amber or White

DUO WeCan, LIN6+

CJ_**** 42", 48" or 54", DUO color, Red, Blue, Amber and/or White

Cenator Super-LED Series Options and Mounting Kits

Refer to these sections in price list for complete listing

Justice® Competitor™ Series Options

JHCTAL1C One high intensity Super-LED center-mounted Steady-Burn Take-Down light, for single center section and two LR11 Super-LED Steady-Burn Alley Lights with 15° horizontal adjustment

JHTDLED1 One high Intensity Super-LED center-mounted Steady-Burn Take-Down Light, for single center section

Lighthead, 24 VDC

PSCOMPH4 Strip-Lite™ Plus Series, compartment light, high intensity **FST™**, **XLP™**, and **RST™** series, WeCan lightbars, and a WeCan external amplifier

TABLE OF CONTENTS

Whelen Engineering maintains all of the tools and designs for every product manufactured over the last 60 plus years. Items not listed in this price list may be available as a special order. Contact the factory for price and availability.

“Made-To-Order Products” are defined as either models listed in this price sheet with a "MTO" symbol in front of the model field of each “made-to-order” model; or any model not listed in this price sheet. All such "MTO" noted models or those not listed in this price sheet are NCNR (special order, non-cancelable, non-returnable). Please allow sufficient time for production, as these models may require multiple machines for the processing of these special parts.

Dash/ Deck/ Visor	1
Dash/ Deck/ Visor, Directional	1
Beacons	2
LED Beacons, Self-Contained	2
Lightheads	3
Flashers, Halogen & LED	3
Lightheads, Super-LED®, LED, Halogen & Combination	4
Systems - DOT	15
DOT Wing Plow Super-LED® Lightheads	15
Switches & Speakers	15
Switches And Control Boxes	15
Safety Site™, Emitters & Back-Up Alarms	15
Back-Up Alarms, Electronic	15
Safety Site™ & Emitters	15
Traffic Advisors	15
Traffic Advisor™ Series & Accessories	15
Tracer™	17
Tracer™ Series	17
Lightbars, Mini	18
Century™ Series Mini Lightbars	18
Mini Legacy™, Super-LED® Series Lightbars	18
Mini Liberty™ II SOLO™, Super-LED® Series Lightbars	18
Responder® LP Series Mini Lightbars	19
Responder® HD Series Mini Lightbars	19
Mini Edge® Freedom® IV DYAD™ Series Lightbars	19
Mini Freedom® IV Rota-Beam™ Series Lightbars	20
Mini Justice® Series	20
QuickFit, Bolt-On Mounting Platform Series	20
Lightbars	20
Inner Edge® XLP, Extra Low Profile Series Lightbars	20
Inner Edge® FST™ Series	21
Inner Edge® RST™ Series	23
Outer Edge® Series Lightbars	23
Freedom® IV DYAD™ Series Lightbars	24
Freedom® IV Rota-Beam™ Super-LED® Series Lightbars	24
Legacy® Super-LED® Series Lightbars	25
Legacy SOLO™ Super-LED® Series Lightbars	25
Liberty™ II Super-LED® Series Lightbars	26
Cenator™ Super-LED® Series Lightbars	27
Justice® Super-LED® WeCan® Series Lightbars	27
Justice® Super-LED® Competitor™ Series Lightbars	28
Towman's™ Super-LED® Series Lightbars	29
Options, Mounting Kits	29
Replacement Parts, Mounting Kits & Strap Kits	30
Options, Low Profile Mounting Kits	30
Replacement Parts	30
24 VDC Products	30
Replacement Parts, Lens Kits	32
Replacement Parts, Bulbs For Whelen Lights	32

Dash/ Deck/ Visor
Beacons
Lightheads
Systems - DOT
Switches & Speakers
Safety Site™, Emitters & Back-Up
Traffic Advisors
Tracer™
Lightbars, Mini
Lightbars
Replacement Parts

†† - NCNR (special order, non-cancelable, non-returnable, check availability). See "Made-To-Order" Statement on Table of Contents Page of this Price List.

MODEL DESCRIPTION LIST

Dash/ Deck/ Visor, Directional

Avenger® II SOLO™ Combination Linear/TIR Super-LED® Series, Includes Swivel/Bail Bracket with Suction Cups, Hood, Cigar Plug with On/Off Switch and Scan-Lock™ Flash Pattern Switch. (For Green, Contact Factory for Price, Availability and Minimum Order Requirements).

AVC11*	Single, Amber or White	204.00
AVC21**	Dual, Amber and/or White	356.00

Avenger® II SOLO™ Combination Linear/TIR Super-LED® Series with 2-Wire Pigtail, Includes Scan-Lock Flash Patterns, Swivel/Bail Bracket with Suction Cups, and Hood. (For Green, Contact Factory for Price, Availability and Minimum Order Requirements).

AVW11*	Single, Amber or White	204.00
AVW21**	Dual, Amber and/or White	356.00

Avenger® II DUO™ Combination Linear/TIR Super-LED® Series, Includes Swivel/Bail Bracket with Suction Cups, Hood, and Cigar Plug with On/Off Switches. (Mode Button for Color Choice and Scan-Lock™ Flash Pattern Button are Located on the Avenger® II).

AVC12#	Single, Amber/White	228.00
AVC22FF	Dual, Each Lighthouse Amber/White	387.00
AVC22MM	Dual, Each Lighthouse Blue/Amber	387.00

Avenger® II DUO™ Combination Linear/TIR Super-LED® Series with 3-Wire Pigtail, Includes Swivel/Bail Bracket with Suction Cups, and Hood. (Mode Button for Color Choice and Scan-Lock™ Flash Pattern Button are Located on the Avenger® II).

AVW12#	Single, Amber/White	228.00
AVW22FF	Dual, Each Lighthouse Amber/White	387.00
AVW22MM	Dual, Each Lighthouse Blue/Amber	387.00

Options for Avenger® II Series

AVBKT1	Low Profile Mounting (Headliner) Bracket for Single Avenger® II Series Only	14.50
AVBKT2	Low Profile Mounting (Headliner) Bracket for Dual Avenger® II Series Only	16.00
AVBKT3S	Visor Mounting Bracket for Single Avenger® II Series Only	14.50
AVBKT3D	Visor Mounting Bracket for Dual Avenger® II Series Only	29.00
AVBKT4	Adjustable Height Bracket Kit for All Avenger® II's	47.00
AVBKT5S	Headliner Mounting Bracket, Adjustable, for Single Avenger® II Series Only	25.50
AVBKT5D	Headliner Mounting Bracket, Adjustable, for Dual Avenger® II Series Only	25.50

Dominator™ Plus LINZ6™ Super-LED® Series, Includes Slide Bolt Mounting. For Interior or Exterior Use. 1.74" High x 2.17" Deep Housing, Six Super-LED®s per Lamp. Replace symbol "\$" with number of color LED lighthoods required (maximum 8 modules). Order of colors are Red, Blue, Amber and White (i.e., DP822220 = 2 Red, 2 Blue, 2 Amber & 2 White, DP806020 = 0 Red, 6 Blue, 0 Amber & 2 White).

DP2**	2 LINZ6™, 7.11", Amber and/or White	332.00
DP4****	4 LINZ6™, 14.21", Amber and/or White	651.00

Dominator™ Plus Traffic Advisor™, LINZ6™ Super-LED® Low Profile, Control Head Optional. 1.74" High x 2.17" Deep Housing, Six Super-LEDs per Lamp.

TADP6	Six Lamp LINZ6™ Super-LED® Traffic Advisor™, 23.26" Long, Less Control Head	958.00
TADP8	Eight Lamp LINZ6™ Super-LED® Traffic Advisor™, 30.36" Long, Less Control Head	1249.00
†† TADP8**	Eight Lamp, Six Lamp LINZ6™ Super-LED® Traffic Advisor™, 30.36" Long, with Two End Flashing LEDs, Blue, Red and/or Amber, Less Control Head	1265.00

Dominator™ TIR3™ Super-LED® Series, Includes Slide Bolt Mounting. For Interior or Exterior Use. 1.74" High x 2.17" Deep Housing, Three Super-LED®s per lamp. Replace symbol "\$" with number of color LED lighthoods required (maximum 8 modules). Order of colors are Red, Blue, Amber and White (i.e., D822220 = 2 Red, 2 Blue, 2 Amber & 2 White, D806020 = 0 Red, 6 Blue, 0 Amber & 2 White).

D2**	2 TIR3™, 7.11", Amber and/or White	233.00
D4****	4 TIR3™, 14.21", Amber and/or White	359.00
D6*****	6 TIR3™, 23.26", Amber and/or White	529.00
DBKT3	Swivel Mount Bracket Kit for D2 & D4 Series Only, Customer Installed	32.50

Dominator™ Traffic Advisor™, TIR3™ Super-LED® Low Profile, Control Head Optional, 1.74" High x 2.17" Deep Housing, Three Super-LED®s per lamp.

TAD6	Six Lamp TIR3™ Super-LED® Traffic Advisor™, 23.26" Long, Less Control Head	558.00
TAD8	Eight Lamp TIR3™ Super-LED® Traffic Advisor™, 30.36" Long, Less Control Head	697.00
†† TAD8**	Eight Lamp, Six Lamp TIR3™ Super-LED® Traffic Advisor™, 30.36" Long, with Two End Flashing LEDs, Blue, Red and/or Amber, Less Control Head	708.00

Options for Dominator™ Series

DBKT3	Swivel Mount Bracket Kit for D2, DP2, D4 & DP4 Series Only, Customer Installed	32.50
DBKT4	"L" Angle Mounting Bracket Kit, Customer Installed	24.00
DBKT5	Upper Rear Window Mounting Bracket Kit for 2008-2019 Chevy Tahoe and 2013-2019 Police Interceptor Utility	24.00
TADCTL1	TAD/TADP Series Control Head Only	136.00
TADSW1	On/Off Non-Lighted, SPDT 20 Amp Switch, for TADCTL1	16.50
TADSW2	On/Off/On Non-Lighted, SPDT 20 Amp Switch, for TADCTL1	16.50

FlatLighter™ LED Series, Dual 400 Series High Intensity 5mm LEDs with Multiple Scan-Lock™ Flash Patterns. Color LEDs with Clear Outer Lens for Stealth Look (For Green, Contact Factory for Price, Availability and Minimum Order Requirements).

FLLED**	Amber	282.00
FLLED**	1 Amber and 1 White	356.00




43LENS*	400 Series Color Lens for FLLED Series, Customer Installed, Each	14.50
Slim-Miser™ LED Series, Dual 5mm LED Panels, Side-by-Side with Scan-Lock™ Flash Patterns, Includes a Cigar Plug with On/Off Switch and California Flash Patterns.		
SMLLAA	Amber/Amber	159.00
SlimLighter™ Super-LED® Series, Six Super-LED®s (per panel), Includes a Cigar Plug with an On/Off Switch and Scan-Lock™ Flash Patterns, Switch & Swivel Brackets with Suction Cups.		
SLPMM**	Amber, Blue, Red and/or White	403.00
SLPBKT1	Bail Mounting Bracket for Rear Deck or Headliner Mounting	22.50
SpitFire™ ION™ Super-LED® Series, Includes Integral Hood, Two Suction Cups, Cigar Plug with On/Off and a Scan-Lock™ Flash Pattern Switch.		
SFION*	Red, Blue, Amber or White	184.00



LED Beacons, Self-Contained

L31 Series Super-LED® Beacon, Class 1 High Dome - Cast Aluminum Base, Includes Scan-Lock™, Hi/Low Power, Cruise and Synchronize Features.

L31HAVCA	Amber, Vacuum/Magnetic Mount, CA Title 13 Compliant	638.00
L31H*F	Amber (Single Color Only) Flat Mount	599.00
†† L31H*F4	Amber (Single Color Only) Flat Mount, 24 VDC	599.00
L31HAFCA	Amber, Flat Mount, CA Title 13 Compliant	611.00
L31H*M	Amber (Single Color Only) Magnetic Mount	631.00
L31H*V	Amber (Single Color Only) Magnetic/Suction Cup Mount	638.00
L360PMKT	Pipe Mount Kit for L31/32 Flat Mount	39.00
L31HAMCA	Amber, Magnetic Mount, CA Title 13 Compliant	631.00
L360BGB	Branch Guard Kit for L31H Series	179.00
MIRROR20	Mirror Mount Bracket for L31 / L32 / L21 / L22 / L50 / L10 Series Beacons	57.00
BBKT30	Shelf Mount Bracket for L31/L32 Series, Stainless Steel, Mounts to Flat Vertical Surface	53.00



L32 Series Super-LED® Beacon, Class 1 in Amber and Class 2 in Red & Blue, Low Dome - Cast Aluminum Base, Includes Scan-Lock™, Hi/Low Power, Cruise and Synchronize Features.

L32L*F	Amber (Single Color Only) Flat Mount	398.00
†† L32L*F4	Amber (Single Color Only) Flat Mount, 24 VDC	398.00
L32L*M	Amber (Single Color Only) Magnetic Mount	438.00
L32L*V	Amber (Single Color Only) Magnetic/Suction Cup Mount	445.00
L360PMKT	Pipe Mount Kit for L31/32 Flat Mount	39.00
MIRROR20	Mirror Mount Bracket for L31 / L32 / L21 / L22 / L50 / L10 Series Beacons	57.00
BBKT30	Shelf Mount Bracket for L30 Series, Stainless Steel, Mounts to Flat Vertical Surface	53.00



L21 Series Super-LED® Encapsulated Beacon, Class 1, Polycarbonate Base, Perm Mount Models with Scan-Lock™ Flash Patterns.

L21H*P	Amber or White, Perm/Pipe/"J" Hook Mount, High Dome	343.00
L21H*M	Amber or White, Magnetic Mount, High Dome	365.00
L21H*V	Amber or White, Magnetic/Suction Cup Mount, High Dome	376.00
†† L21H*P4	Amber or White, Perm/Pipe/"J" Hook Mount, High Dome, 24 VDC	343.00
L21L*P	Amber or White, Perm/Pipe/"J" Hook Mount, Low Dome	343.00
L21L*M	Amber or White, Magnetic Mount, Low Dome	365.00
L21L*V	Amber or White, Magnetic/Suction Cup Mount, Low Dome	376.00
†† L21L*P4	Amber or White, Perm/Pipe/"J" Hook Mount, Low Dome, 24 VDC	343.00
MIRROR20	Mirror Mount Bracket for L31 / L32 / L21 / L22 / L50 / L10 Series Beacons	57.00
BBKT20	Shelf Mount Bracket for L21 / L22 / L10 Series Beacons, Stainless Steel, Mounts to Flat Vertical Surface	53.00
BGL	Branch Guard for Low Dome for L21 / L22 / L10 Series Beacons	45.00
BGH	Branch Guard, High Dome for L21 / L22 / L10 Series Beacons	47.00
MMK	90 Lb. Pull Magnetic Mount Kit, with 8' Straight Cord & Plug for L21 / L22 / L10 Series Beacons	31.50
LSK	Single Lighted Switch (15 Amp Rated), Mounted on Bracket, Wired and Fused	42.00
DH2000*	Replacement High Dome for L21 / L22 / L10 Series Beacons	74.00
DL2000*	Replacement Low Dome for L21 / L22 / L10 Series Beacons	74.00



L22 Series Super-LED®, Single Color Encapsulated Beacon, Class 2 Amber - Polycarbonate Base, Includes Scan-Lock™ Flash Patterns.

L22H*P	Amber or White, Perm/Pipe Mount, High Dome	198.00
†† L22H*P4	Amber or White, Perm/Pipe Mount, 24 VDC, High Dome	198.00
L22L*P	Amber or White, Perm/Pipe Mount, Low Dome	198.00
L22H*M	Amber or White, Magnetic Mount, High Dome	223.00
L22H*V	Amber or White, Magnetic/Suction Cup Mount, High Dome	234.00
L22L*M	Amber or White (Single Color), Magnetic Mount, Low Dome	223.00
L22L*V	Amber, Blue, Red or White, Magnetic/Suction Cup Mount, Low Dome	234.00
†† L22L*P4	Amber, Blue, Red or White, Perm/Pipe Mount, 24 VDC, Low Dome	198.00
MIRROR20	Mirror Mount Bracket for L31 / L32 / L21 / L22 / L50 / L10 Series Beacons	57.00
BBKT20	Shelf Mount Bracket for L21 / L22 / L10 Series Beacons, Stainless Steel, Mounts to Flat Vertical Surface	53.00
BGL	Branch Guard for Low Dome for L21 / L22 / L10 Series Beacons	45.00
BGH	Branch Guard, High Dome for L21 / L22 / L10 Series Beacons	47.00



All models are 12 Volt D.C. only unless otherwise noted above. For other voltages contact factory.
 * Replace symbol in model number with letter indicating lens color or LED color desired: A = Amber; C = Clear/White
 # Replace symbol in model number with letter indicating SPLIT lens or LED color desired: F = Amber/Clear or White;
 † (to be discontinued, check availability) †† NCNR (special order, non-cancelable, non-returnable, check availability)
 †! Indicate length desired: 5 foot, 6 foot, 7 foot or 8 foot \$ Indicates Lower Price

↓ †† - NCNR (special order, non-cancelable, non-returnable, check availability). See "Made-To-Order" Statement on Table of Contents Page of this Price List.

Beacons

MODEL	DESCRIPTION	LIST
MMK	90 Lb. Pull Magnetic Mount Kit, with 8' Straight Cord & Plug for L21 / L22 / L10 Series Beacons	31.50
LSK	Single Lighted Switch (15 Amp Rated), Mounted on Bracket, Wired and Fused	42.00
DH2000*	Replacement High Dome for L21 / L22 / L10 Series Beacons	74.00
DL2000*	Replacement Low Dome for L21 / L22 / L10 Series Beacons	74.00
L10 Series Super-LED® Beacon, Class 1 Amber, with Scan-Lock™ Flash Patterns		
L10HAP	Amber, High Dome, Perm/Pipe Hook Mount, 12 VDC	164.00
L10HCP	Clear, High Dome, Perm/Pipe Mount, 12 VDC	164.00
†† L10HAP4	Amber, High Dome, Perm/Pipe Hook Mount, 24 VDC	164.00
L10HAM	Amber, High Dome, Magnetic Mount, 12 VDC	182.00
L10HAV	Amber, High Dome, Magnetic/Suction Mount, 12 VDC	182.00
L10LAP	Amber, Low Dome, Perm/Pipe Hook Mount, 12 VDC	164.00
L10LCP	Clear, Low Dome, Perm/Pipe Mount, 12 VDC	164.00
†† L10LAP4	Amber, Low Dome, Perm/Pipe Hook Mount, 24 VDC	164.00
L10LAM	Amber, Low Dome, Magnetic Mount, 12 VDC	182.00
L10LAV	Amber, Low Dome, Magnetic/Suction Mount, 12 VDC	182.00
L10H#P	Amber/White or Amber/Blue DUO™ Color with Individual Control, Scan-Lock™ Flash Pattern and Synchronize Feature. Perm/Pipe Hook Mount, 12 VDC, High Dome	225.00
L10L#P	Amber/White or Amber/Blue DUO™ Color with Individual Control, Scan-Lock™ Flash Pattern and Synchronize Feature. Perm/Pipe Hook Mount, 12 VDC, Low Dome	225.00
MIRROR20	Mirror Mount Bracket for L31 / L32 / L21 / L22 / L50 / L10 Series Beacons	57.00
BBKT20	Shelf Mount Bracket for L21 / L22 / L10 Series Beacons, Stainless Steel, Mounts to Flat Vertical Surface	53.00
BGL	Branch Guard for Low Dome for L21 / L22 / L10 Series Beacons	45.00
BGH	Branch Guard, High Dome for L21 / L22 / L10 Series Beacons	47.00
MMK	90 Lb. Pull Magnetic Mount Kit, with 8' Straight Cord & Plug for L21 / L22 / L10 Series Beacons	31.50
LSK	Single Lighted Switch (15 Amp Rated), Mounted on Bracket, Wired and Fused	42.00
DH2000*	Replacement High Dome for L21 / L22 / L10 Series Beacons	74.00
DL2000*	Replacement Low Dome for L21 / L22 / L10 Series Beacons	74.00
L51 & L53 Series Super - LED® Beacons		
L51*P	Class 1, Amber or White, Perm/Pipe Mount	342.00
L51*M	Class 1, Amber or White, Magnetic Mount	359.00
L53AP	Class 3, Amber, Flat Mount, Single LED Beacon, Scan-Lock™ Flash Patterns including Steady-Burn and Cruise Mode	68.00
L53AM	Class 3, Amber, Magnetic Mount, Single LED Beacon, Scan-Lock™ Flash Patterns including Steady-Burn and Cruise Mode	84.00
MIRROR15	Mirror Mount Bracket for L50 Series	55.00
L41 Series Super-LED® Beacon, 12/24 VDC, Class 1, Cast Aluminum Base, Includes Scan-Lock™, Permanent Mount Models with Hi/Low and Synchronization Feature, Red, Blue, Amber or White		
L41*P	Perm/Pipe Mount	320.00
L41*M	Magnetic Mount	341.00
L41*V	Magnetic/Suction Mount	351.00
L40BG	Branch Guard for L41 Series Beacons	39.00
Rota-Beam™ Super-LED® R316 Series Beacon, Class 1 High Dome - Cast Aluminum Base, Includes Scan-Lock™, Hi/Low Power, Cruise and Synchronize Features.		
R316AF	Amber Flat Mount	828.00
R316*M	Amber, Blue, Red and/or White (Single Color Only) Magnetic Mount	859.00
R316AV	Amber Magnetic/Suction Mount	866.00
RPHOTO	Photocell Option for Hi/Low Power	45.00
Rota-Beam™ Super-LED® R416 Series Beacon, Class 1 - Cast Aluminum Base, Includes Scan-Lock™, Hi/Low Power, Cruise and Synchronize Features.		
R416AF	Amber Flat Mount	828.00
R416AM	Amber Magnetic Mount	859.00
R416AV	Amber Magnetic/Suction Mount	866.00
RPHOTO	Photocell Option for Hi/Low Power	45.00
Flashers, Halogen & LED		
Universal® Halogen & LED Flashers		
ULF44	Four Outlet, Four Channel LED Flasher, 60 Watts per Outlet, More than 60 Scan-Lock™ Flash Patterns, Allowing for Alternating, Simultaneous and Synchronized Flashing Lightheads	91.00
UFM8	Eight Outlet Halogen/LED Flasher, 60 Watts per Outlet, 2x2x2x2 Switching, 17 Selectable Flash Patterns	201.00
SLFLASH	SmartLogic™ Programmable Flasher	249.00
LCPHOTO	Logic Level Photocell for use with SLFLASH, CenCom Sapphire™, CenCom Carbide™ and CanTrol®	101.00



Headlight/Grille, Taillight Flashers & Police Equipment Interface Modules

SSFPOS	100% Solid-State, Headlight/Grille Light Flasher, 2 Outlet, 160 Watts Per Outlet, 7 Flash Patterns, For Positive Switching Headlights	80.00
UHF2150A	Headlight/Grille Light Flasher with 4 Flash Patterns for Positive or Negative Headlight Switching	71.00
Options for LED Lightheads		
LEDLOAD	In-line "Load" Resistor Kit to Interface with OEM Turn Signal Circuit	68.00
PROGRAM2	Scan-Lock™ + Wireless Programmer, Requires Smartphone App to Operate	121.00

Lightheads, Super-LED®, LED, Halogen & Combination

Note: In the Model Number the 3rd and 4th Digit are for the LED or Super-LED® Color. The 7th Digit is for the Lens Color.

0S Square Lens Series, Marker/Clearance, Illumination and Flashing LED, Chrome Housing, Size is 1" Wide x 1-1/2" Long.

0S*00MCR	Amber or Red Marker/Clearance Light with Clear Lens	29.00
0S*00FCR	Amber or Red with Single Flash and Clear Lens	29.00
0S*00FCR	Blue or White with Single Flash and Clear Lens	40.00
0S*00SCR	Amber or Red Steady-Burn and Clear Lens	29.00
0SC0EDCR	White Illumination Light with Clear Lens	40.00
0AC0EDCR	White Illumination Light with Clear Lens and 45° Angled Chrome-Plated Bezel	42.00

2" Round 5mm LED Lightheads, Includes 2.5" Adapter for Customer Supplied 2.5" Grommet, 3" and 3.5" Flange Mount. Other Optional Mounting Kit Purchased Separately (See Optional Mounting Section).

T0*00M*R	Clearance Light, Amber or Red	36.00
T0CACCCR	Compartment Light, Intensity Level 3	51.00

Optional Mounting for 2" Round Series

TFLANGEB	Flange Kit, Surface Mount, Black	9.00
TFLANGEC	Flange Kit, Surface Mount, Chrome	18.00
TGROM2	2" Grommet	8.00

3" Round Super-LED® Lightheads, Steady-Burn or Flashing.

3SC0CDCR	Compartment Light, White	75.00
3S*00F*R	Flashing, Single Pattern, Amber	75.00
3SBCCDCR	Compartment Light, Split Blue/White, with Independent Control of Blue and White Light	82.00
3SRCCDCR	Compartment Light, Split Red/White, with Independent Control of Red and White Light	82.00
3SR0CDRR	Red, Steady-Burn, Nighttime Illumination Lighting	75.00
3FLANGEC	Flange Kit, Surface Mount, Chrome	14.00
3GROMMET	Grommet Mounting Kit	8.00

4" Round Super-LED® Lightheads, Scan-Lock™ Flash Patterns (with Phase 1 and Phase 2) and Steady-Burn, Includes Adapter for PAR36 Applications. Requires Optional Mounting Kit Purchased Separately (Except FE/FD Series).

2F*00Z*R	Flat Lens, Synchronizable, Amber or White	190.00
2E*00Z*R	Extended Lens, Synchronizable, Amber or White	190.00

4" Round 5mm LED Lightheads (DIRECTIONAL) Requires Optional Mounting Kit Purchased Separately, See Optional Mounting Section.

20R00XRR	5mm LED, Brake/Tail/Turn, Maximum Intensity	105.00
----------	---	--------

Optional Mounting for 4" Round Series, Except FEDC06*R and 4" Round Super-LED®, Unless Specified.

2FLANGEB	Black Surface Mount Trim Ring Kit (For LED Models Only)	9.00
2FLANGEC	Chrome Surface Mount Trim Ring Kit (For LED Models Only)	24.00
2GROMMET	Grommet Mounting Kit (For Super-LED® Models)	8.00

4" Round, 2G Series Super-LED® 5mm LED Grommet Mount Lightheads

20C0CDCR	Compartment Light, Level 3 Intensity, Optional Mounting Kit Purchased Separately	138.00
20C0CDCD	Compartment Light, Level 3 Intensity, with Deutsch® Connector, Optional Mounting Kit Purchased Separately	149.00
2G*00F*R	5mm LED Warning Light with 14 Flash Patterns and Steady-Burn, Red or Amber, Includes Grommet	109.00
2GFLANGC	Optional Surface Mount Chrome-Plated Flange Kit for 2G Series & Compartment Lights	20.00
2GFLANGB	Optional Surface Mount Black Flange Kit for 2G Series & Compartment Lights	9.00
2GBKT1	Optional "L" Bracket, For Use with Grommet Mount Lighthead Only, Each	23.00

400 Series Linear Super-LED®

4V3*	V-Series™, Combination 180° Warning, Take Down and Puddle Light with Scan-Lock™ Warning Flash Patterns, Amber or White Warning	416.00
40**5SCR	Amber, Blue, Red and/or White, Six Super-LED® over Six Super-LED® with Individual Controls of Upper and Lower Level. Requires Remote Flasher, Purchased Separately (Not to be used as a Steady-Burn light)	237.00
40BUV	Super-LED® Back-up Light, Vertical Mount	203.00
40BUH	Super-LED® Back-up Light, Horizontal Mount	203.00

400 Series Single Level Super-LED®, Includes Scan-Lock™ Flash Patterns (with Phase 1 and Phase 2) and Steady-Burn with Synchronize Feature.

40*02Z*R	Amber or White	137.00
----------	----------------	--------

400 Series 5mm LED Brake/Tail/Turn, Turn & Back Up, Color LEDs with Color Outer Lens. Requires Optional Mounting Kit Purchased Separately (See Optional Mounting Section).

40BTT	LED, Brake/Tail/Turn with 2 Flash Patterns	132.00
40A00AAR	LED, Turn Light Amber	132.00
40C00VCR	LED, Interior/Back-up Light, Minimum Intensity	189.00



Lightheads



All models are 12 Volt D.C. only unless otherwise noted above. For other voltages contact factory.

* Replace symbol in model number with letter indicating lens color or LED color desired: A = Amber; C = Clear/White

Replace symbol in model number with letter indicating SPLIT lens or LED color desired: F = Amber/Clear or White;

† (to be discontinued, check availability) †† NCNR (special order, non-cancelable, non-returnable, check availability)

! Indicate length desired: 5 foot, 6 foot, 7 foot or 8 foot \$ Indicates Lower Price

↓ †† - NCNR (special order, non-cancelable, non-returnable, check availability). See "Made-To-Order" Statement on Table of Contents Page of this Price List.

MODEL DESCRIPTION LIST
Options for 400 Series

4EFLANGE	Chrome-Plated Flange Kit (Not for use with Linear-LED® & Super-LED®), Surface Mount 5mm & Single Level Super-LED® Only	18.00
4FLANGEB	Black Flange Kit (Not for use with Linear-LED® & Super-LED®), Surface Mount 5mm & Single Level Super-LED® Only	10.00
4TSMAB	Black Super-LED® Surface Mount Adapter, Linear-LED® & Super-LED® Only	20.00
4TSMAC	Chrome-Plated Super-LED® Surface Mount Adapter, Linear-LED® & Super-LED® Only	28.00
4EGRILP	Grille-Master™ Chrome Housing with Swivel Bracket. Not for use with LED/Halogen Combination Models	76.00
4EGRILB	Grille-Master™ Black Housing with Swivel Bracket. Not for use with LED/Halogen Combination Models	70.00
4BKT1	Universal "L" Mounting Bracket for 400 Series Lighthead, must be used with 4TSMAB or 4TSMAC Flange	26.00

500 Series Linear Super-LED® Lighthoods, Color LEDs with Color Outer Lens, Split Color Modules with Clear Outer Lens, Scan-Lock® Flash Patterns, Plus Steady-Burn, and Synchronize Feature. Requires Optional Mounting Kit Purchased Separately (See Optional Mounting Section).

50**2ZCR	Split Colors, Amber, For Horizontal Mounting	184.00
†† 50AC2ZCR	Split Amber/White, For Horizontal Mounting	184.00
†† 50CC2ZCR	Split White/White, For Horizontal Mounting	184.00
5V3*	V-Series™, Combination 180° Warning, Take Down and Puddle Light Combination with Scan-Lock™ Warning Flash Patterns, Amber or White Warning	312.00
5V1*	Combination 180° and TIR Warning, Single Color with Scan-Lock™ Flash Patterns, Amber or White with Clear Lens	306.00
50°02Z*R	Amber or White, For Horizontal Mounting	178.00
5V°02Z*R	Amber, For Vertical Mounting	178.00
†† 50AA2SA2	Cab Mount Lights with Chrome Flange, Vertical Mount (one per side)	218.00
50A02SA1	Grommet Mount, Includes Grommet, Lights Used on Rear of Trucks (in an array of 7)	197.00

500 Series TIR6™ Super-LED®, Color LEDs with Color Outer Lens, Split Color Modules with Clear Outer Lens, Six Super-LED®s (per panel). Scan-Lock™ Flash Patterns, including Steady and Synchronize Feature. Requires Optional Mounting Kit Purchased Separately (See Optional Mounting Section).

50°03Z*R	Amber or White	167.00
†† 50**3ZCR	Split Colors Amber or White	173.00

Options for 500 Series (For all 500 Series Lighthoods, Except 5G Surface Mount Models).

5FLANGEB	Black Flange Kit	10.00
5FLANGEC	Chrome-Plated Flange Kit	18.00
5FLANGEP	Polished Aluminum Flange	40.00
5GROMMET	Grommet Mount Kit	11.00
5GBKT1	Optional "L" Bracket for use with Grommet Mount Lighthead Only, Each	25.00
5TSMAB	Black Surface Mount Adapter, TIR6™ Super-LED® Only	9.00
5TSMAC	Chrome-Plated Surface Mount Adapter, TIR6™ Super-LED® Only	18.00
5LSMAB	Black Surface Mount Adapter for Linear Super-LED® Only	19.00
5LSMAC	Chrome-Plated Surface Mount Adapter for Linear Super-LED® Only	30.00
5BRUSH	Aluminum Brush Guard, Includes Surface Mount Adapter for TIR6™ Super-LED® Series, 5mm Requires Optional Flange Purchased Separately	30.00
5BKT1	Mounting Bracket for 500 Series Super-LED®, Universal Mounting Bracket	16.00

5G Series Super-LED® and LED Grommet Mount Lighthoods

5G°00F*R	5mm LED Warning Light, Amber or Red with 14 Flash Patterns	127.00
5GC0CCCR	Compartment Light, White Super-LED® with Clear Lens	81.00
5GC00WCR	5mm LED Back-up Light, White	117.00
5GFLANGC	Optional Surface Mount Chrome-Plated Flange Kit for 5G Series	23.00
5GFLANGB	Optional Surface Mount Black Flange Kit for 5G Series	9.00
5GBKT1	Optional "L" Bracket, For Use with Grommet Mount Lighthead Only, Each	25.00

600 Series Super-LED® Lighthoods, Surface Mount, Color LEDs with Color Outer Lens (Unless Specified). Requires Optional Mounting Kit Purchased Separately (See Optional Mounting Section).

60°02S*R	Amber or White, without Flange, Requires LED Flasher Purchased Separately (Consider SurfaceMax™ C6 Series)	194.00
60°02F*R	Amber or White, Includes Internal Flasher with Flash Patterns, Steady-Burn and Hi/Low Power (Consider SurfaceMax™ C6 Series)	194.00
60C0ELZR	Gradient Opti-Scenelight™, Recess Mount	342.00
6SC0ENZR	Gradient Opti-Scenelight™, Surface Mount	309.00

600 Series 5mm LED Brake/Tail/Turn & Back-Up Lighthoods, Surface Mount, Color LEDs with Color Outer Lens. Requires Optional Mounting Kit Purchased Separately (See Optional Mounting Section).

60A00TAR	Amber Turn Signal, Populated Arrow Shape without Flange, with Multiple Flash Patterns (Consider SurfaceMax™ C6 Series)	143.00
60BTT	LED, Brake/Tail/Turn with 2 Flash Patterns (Consider SurfaceMax™ C6 Series)	195.00
60C00VCR	Interior/Back-up Light, Minimum Intensity (Consider SurfaceMax™ C6 Series)	143.00
60C00WCR	Interior/Back-up Light, Maximum Intensity (Consider SurfaceMax™ C6 Series)	512.00

Lighthoods



600 Series Snap-In Halogen Lightheads, Requires Optional Mounting Kit Purchased Separately (See Optional Mounting Section)
Consider Applicable 600 or M6 Super-LED® Lightheads.

60F000R	Without Flange	177.00
60K000XR	26 Degree Opti-Scenelight™, without Flange	186.00
60K000YR	13 Degree Opti-Scenelight™, without Flange	186.00
60J000CR	Back-up Light without Flange	143.00

Options for 600 Series

†† 64FKIT	Mounting Kit to Convert 600 Series to Fit in Old-Style 64 Series Hole Cutouts	6.00
6EFLANGE	Chrome-Plated Flange Kit for 600 Series (Consider SurfaceMax™ C6 Series)	22.00
6FLANGEB	Black Flange Kit for 600 Series (Consider SurfaceMax™ C6 Series)	11.00
PLAST3V	Flange, Chrome-Plated Three Light Vertical (Lightheads Purchased Separately) (Consider SurfaceMax™ C6 Series)	167.00
PLAST4V	Flange, Chrome-Plated Four Light Vertical (Lightheads Purchased Separately) (Consider SurfaceMax™ C6 Series)	234.00
PLAST4VL	Flange, Chrome-Plated Four Light Vertical, 5mm LED and Super-LED® Only (Lightheads Purchased Separately)	111.00
CAST3	Polished Aluminum Housing for Vertical Mounting, 3 Lamp	248.00
CAST3H	Polished Aluminum Housing for Horizontal Mounting, 3 Lamp	275.00
CAST4V	Polished Aluminum Housing for Vertical Mounting, 4 Lamp	377.00
6BKT1	"L" Bracket Push Bumper Mounting Kit for 600/M6/600 Rota-Beam, Black, Each	23.00
6BKT2	Angled Bracket Push Bumper Mounting Kit for 600/M6/600 Rota-Beam, Black, Each	23.00

700 Series Super-LED® Lightheads, Surface Mount, Color LEDs with Color Outer Lens (Unless Specified). Requires Optional Mounting Kit Purchased Separately (See Optional Mounting Section).

70*02S*R	Amber or White, without Flange, Requires LED Flasher Purchased Separately (Consider SurfaceMax™ C7 Series)	194.00
70*02F*R	Amber or White, Includes Internal Flasher with Flash Patterns, Steady-Burn and Hi/Low Power (Consider SurfaceMax™ C7 Series)	194.00
70C0ELZR	Gradient Opti-Scenelight™, Recess Mount	342.00
75C0ENZR	Gradient Opti-Scenelight™, Surface Mount	309.00

700 Series 5mm LED Brake/Tail/Turn & Back-Up Lightheads, Surface Mount, Color LEDs with Color Outer Lens. Requires Optional Mounting Kit Purchased Separately (See Optional Mounting Section).

70BTT	LED, Brake/Tail/Turn with 2 Flash Patterns (Consider SurfaceMax™ C7 Series)	167.00
70C00VCR	Interior/Back-up Light, Minimum Intensity (Consider SurfaceMax™ C7 Series)	195.00
70C00WCR	Interior/Back-up Light, Maximum Intensity (Consider SurfaceMax™ C7 Series)	436.00
70A00TAR	Amber Turn Signal, Sequential Chevron Arrow without Flange with Multi-Flash Pattern (Consider SurfaceMax™ C7 Series)	132.00

700 Series Snap-In Halogen Lightheads, Requires Optional Mounting Kit Purchased Separately (See Optional Mounting Section). Consider Applicable 700 or M7 Super-LED® Lightheads.

70F000R	Without Flange	164.00
70K000ZR	8-32 Degree Opti-Scenelight™, without Flange	172.00

Options for 700 Series

7FLANGEB	Black Flange Kit (Consider SurfaceMax™ C7 Series)	11.00
7EFLANGE	Chrome-Plated Flange Kit (Consider SurfaceMax™ C7 Series)	19.00
7CAST3	Polished Cast Aluminum Housing, 3 Lamps	231.00
73FKIT	Mounting Kit to convert 700 Series to fit in Old Style 73 Series Hole Cutouts	7.00
†† 7GCV6LRC	Grille Mount Chrome Housing for 2006-2019 Chevy Express Van, Super-LED® & 5mm, Surface Mount, Pair	84.00
7PT8R	Rear Light Pod for Six 700 Series Lightheads for the 2018-2019 Ford Transit Medium or High Roof, Lightheads Purchased Separately, Freight Surcharge May Apply	560.00
7PTM5F	Front Light Pod for Six 700 Series Lightheads for the 2015-2019 Ford Transit Medium Roof, Lightheads Purchased Separately, Freight Surcharge May Apply	566.00
7PTH5F	Front Light Pod for Six 700 Series Lightheads for the 2015-2019 Ford Transit High Roof, Lightheads Purchased Separately, Freight Surcharge May Apply	566.00

810 Series - Relampable Halogen Lightheads, Surface Mount (Less Cable)

810CA0ZR	8-32 Degree Halogen Scenelight	268.00
810TRIM	Chrome-Plated Flange Cover	27.00

900 Series Super-LED® Lightheads, Surface Mount (Unless Specified), Color LEDs with Color Outer Lens (Unless Specified). Requires Optional Mounting Flange 90FLANGC & 90FLANGB Purchased Separately.

90**5S*R	Amber or White (Single Color Only), without Flange, Requires LED Flasher Purchased Separately (Consider SurfaceMax™ C9 Series)	309.00
90**5F*R	Amber or White (Single Color Only), Includes Internal Flasher with Flash Patterns, Steady-Burn and Hi/Low Power (Consider SurfaceMax™ C9 Series)	309.00
95C0ENZR	Gradient Opti-Scenelight™, Surface Mount, Includes Flange (Consider SurfaceMax™ C9 Series)	546.00
90FLANGB	Black Flange Kit for 900 Series Super-LED® Only (Consider SurfaceMax™ C9 Series)	14.00
90FLANGC	Chrome-Plated Flange Kit for 900 Series Super-LED® Only (Consider SurfaceMax™ C9 Series)	31.00

900 Series 5mm LED Brake/Tail & Turn, Lightheads, Surface Mount, Color LEDs with Color Outer Lens. Requires Optional Mounting Purchased Separately (See Optional Mounting Section).

90A00TAR	Turn Signal, Populated Arrow Shape without Flange, with 17 Flash Patterns, Amber, Left/Right Arrow (Consider SurfaceMax™ C9 Series)	260.00
90BTT	LED, Brake/Tail/Turn with 2 Flash Patterns (Consider SurfaceMax™ C9 Series)	389.00

Lightheads



All models are 12 Volt D.C. only unless otherwise noted above. For other voltages contact factory.
 * Replace symbol in model number with letter indicating lens color or LED color desired: A = Amber; C = Clear/White
 # Replace symbol in model number with letter indicating SPLIT lens or LED color desired: F = Amber/Clear or White;
 † (to be discontinued, check availability) †† NCNR (special order, non-cancelable, non-returnable, check availability)
 † Indicate length desired: 5 foot, 6 foot, 7 foot or 8 foot \$ Indicates Lower Price

††† - NCNR (special order, non-cancelable, non-returnable, check availability). See "Made-To-Order" Statement on Table of Contents Page of this Price List.

MODEL DESCRIPTION LIST

900 Series Snap-In Halogen Lightheads, Optional Mounting Kit Purchased Separately (See Optional Mounting Section). Consider Applicable 900 or M9 Super-LED® Lightheads.

††	90F000R	Without Flange	158.00
	90E000ZR	Gradient Opti-Scenelight™	201.00
	90J000CR	27 Watt Back-Up Light, without Flange	144.00

Options for 900 Series (Except for Super-LED®)

	9FLANGEB	Black Flange Kit for 900 Series (Not for Use With 900 Super-LED® Series)	15.00
	9EFLANGE	Chrome-Plated Flange Kit for 900 Series (Not for Use With 900 Super-LED® Series)	29.00
	97FKIT	Mounting Kit to Convert 900 Series to Fit in Old Style 97 Series Hole Cutouts	8.00

C6 SurfaceMax™ Series Super-LED® Surface Mount, Color Outer Lens, Unless Specified. Optional Mounting Flange Available. 7-1/2" Long x 5-1/8" High, Protrudes 1-1/2".

	C6L*	Warning, Red, Blue, Amber or White. Internal Flasher with Scan-Lock™ Flash Patterns and Hi/Low	194.00
	C6L°C	Warning, Red, Blue, Amber or White with Clear Lens. Internal Flasher with Scan-Lock™ Flash Patterns and Hi/Low	194.00
	C6*S	Red, Blue, Amber or White. Requires LED Flasher Purchased Separately	194.00
	C6*SC	Red, Blue, Amber or White with Clear Lens. Requires LED Flasher Purchased Separately	194.00
	C6#	NEW Split Color with Clear Outer Lens, Side-By-Side, Red/Amber Only. Internal Flasher with Flash Patterns and Synchronize Feature	239.00
	C6T	Amber Turn Signal, Sequential Chevron Arrow	143.00
	C6TC	Amber Turn Signal Clear Outer Lens, Sequential Chevron Arrow	143.00
	C6BTT	LED Brake/Tail/Turn	195.00
	C6BTTC	LED Brake/Tail/Turn, Clear Lens	195.00
	C6BUL	Back-Up Light, Minimum Intensity	143.00
	C6BU	Back-Up Light, Maximum Intensity	309.00
	C6FC	Optional Chrome Flange	20.50
	C6FB	Optional Black Flange	8.70
	PLASC3V	Flange, Chrome-Plated, Three Light, Vertical (Lightheads Purchased Separately)	165.00
	PLASC4V	Flange, Chrome-Plated, Four Light, Vertical (Lightheads Purchased Separately)	231.00



C7 SurfaceMax™ Series Super-LED® Surface Mount, Color Outer Lens, Unless Specified. Optional Mounting Flange Available. 8-1/4" Long x 4-1/16" High, Protrudes 1-1/2".

	C7L*	Warning, Red, Blue, Amber or White. Internal Flasher with Scan-Lock™ Flash Patterns and Hi/Low	194.00
	C7L°C	Warning, Red, Blue, Amber or White with Clear Lens. Internal Flasher with Scan-Lock™ Flash Patterns and Hi/Low	194.00
	C7*S	Red, Blue, Amber or White. Requires LED Flasher Purchased Separately	194.00
	C7*SC	Red, Blue, Amber or White with Clear Lens. Requires LED Flasher Purchased Separately	194.00
	C7T	Amber Turn Signal, Sequential Chevron Arrow	132.00
	C7TC	Amber Turn Signal Clear Outer Lens, Sequential Chevron Arrow	132.00
	C7BTT	LED Brake/Tail/Turn	167.00
	C7BTTC	LED Brake/Tail/Turn, Clear Lens	167.00
	C7BUL	Back-Up Light, Minimum Intensity	195.00
	C7BU	Back-Up Light, Maximum Intensity	349.00
	C7FC	Optional Chrome Flange	17.50
	C7FB	Optional Black Flange	9.20
	7PT8R	Rear Light Pod for Six C7 Series Lightheads for the 2018 Ford Transit Medium or High Roof, Lightheads Purchased Separately, Freight Surcharge May Apply	560.00



C9 SurfaceMax™ Series Super-LED® Surface Mount, Color Outer Lens, Unless Specified. Optional Mounting Flange Available. 9-1/8" Long x 8-1/8" High, Protrudes 1-1/2".

	C9L*	Warning, Red, Blue, Amber or White. Internal Flasher with Scan-Lock™ Flash Patterns and Hi/Low	309.00
	C9L°C	Warning, Red, Blue, Amber or White with Clear Lens. Internal Flasher with Scan-Lock™ Flash Patterns and Hi/Low	309.00
	C9*S	Red, Blue, Amber or White. Requires LED Flasher Purchased Separately	309.00
	C9*SC	Red, Blue, Amber or White with Clear Lens. Requires LED Flasher Purchased Separately	309.00
	C9T	Amber Turn Signal, Sequential Chevron Arrow	260.00
	C9TC	Amber Turn Signal Clear Outer Lens, Sequential Chevron Arrow	260.00
	C9BTT	LED Brake/Turn/Tail	389.00
	C9BTTC	LED Brake/Tail/Turn, Clear Lens	389.00
	C9SL	Scenelight, Includes Chrome Flange	546.00
	C9FC	Optional Chrome Flange	25.50
	C9FB	Optional Black Flange	12.50



Fluorent Plus™ Series Super-LED® Compartment Tube Lighting, Includes Both "C" Clip and "P" Clip Mounting.

	F09PC	9", Non-Frosted Lens	90.00
	F18PC	18", Non-Frosted Lens	131.00
	F27PC	27", Non-Frosted Lens	174.00
	F36PC	36" Plus, Non-Frosted Lens	229.00



Lightheads

F45PC	45" Plus, Non-Frosted Lens	281.00
F54PC	54" Plus, Non-Frosted Lens	346.00
F63PC	63" Plus, Non-Frosted Lens	399.00

Interior Light, 6" Round, Low Profile, Surface Mount Super-LED® Interior Light

60C0EHCR	Super-LED® Ambulance Interior Light. 6" Round Surface Mount	204.00
60C0EJCS	6 Diode Interior Light, White, Includes Switch	185.00

Interior Light, 8" Round, Super-LED® Ambulance Interior Lighthead

80C0EHCR	Super-LED® Interior Light. Fits Industry Standard 8" Cutout (Replaces 80C0EECR)	168.00
80CBEHCR	9 Diode, Super-LED® Interior Light, 6 White with Hi/Low and 3 Blue	332.00
80CREHCR	9 Diode, Super-LED® Interior Light, 6 White with Hi/Low and 3 Red	332.00

Interior Lights (Less Cable)

86CE1	12 Diode, Super-LED® 8" x 6" Interior Light, White	428.00
-------	--	--------

ION™ Series Super-LED® Universal Light, Includes Universal Mount, Scan-Lock™ Flash Patterns and a 4-Wire Pigtail. (For Chrome or White Housings, Contact Factory for Price, Availability and Minimum Order Requirements).

ION*	Amber or White, Black Housing	150.00
ION#	Split Color, Clear Lens, Amber/Blue or Amber/White Only, Black Housing	150.00

ION™ Surface Mount Series Super-LED®, Includes Scan-Lock™ Flash Patterns and a 4-Wire Pigtail. (For Chrome or White Housings, Contact Factory for Price, Availability and Minimum Order Requirements).

IONSM*	Amber or White, Black Housing	150.00
IONSM#	Split Color, Clear Lens, Amber/Blue or Amber/White Only, Black Housing	150.00

ION™ DUO™ Series Linear-LED® Universal Light, Includes Universal Mount, Scan-Lock™ Flash Patterns and a 5-Wire Pigtail. (For Chrome or White Housings, Contact Factory for Price, Availability and Minimum Order Requirements).

I2#	Amber/White or Blue/Amber Only, Individual Control of each Color, Black Housing	173.00
-----	---	--------

ION™ DUO™ Surface Mount Series Linear-LED®, Scan-Lock™ Flash Patterns and a 5-Wire Pig Tail. (For Chrome or White Housings, Contact Factory for Price, Availability and Minimum Order Requirements)

I2SM#	Amber/White or Blue/Amber Only, Individual Control of each Color, Black Housing	173.00
-------	---	--------

ION™ Wide Angle Series Super-LED® Universal Light, Includes Universal Mount, Scan-Lock Flash Patterns and a 4-Wire Pigtail. (For Chrome or White Housings, Contact Factory for Price, Availability and Minimum Order Requirements).

WION*	Wide Angle, Amber or White, Black Housing	150.00
WION#	Wide Angle, Split Color, Clear Lens, Amber/Blue or Amber/White Only, Black Housing	150.00

ION™ Wide Angle Surface Mount Series Super-LED®, Includes Scan-Lock Flash Patterns and a 4-Wire Pigtail. (For Chrome or White Housings, Contact Factory for Price, Availability and Minimum Order Requirements).

WIONSM*	Wide Angle, Amber or White, Black Housing	150.00
WIONSM#	Wide Angle, Split Color, Clear Lens, Amber/Blue or Amber/White Only, Black Housing	150.00
WXONSM*	Wide Angle, Red, Blue, Amber or White, Black Housing with Smoked Lens	160.00

ION™ V-Series™ Super-LED® Universal Light, 180° Warning, Take Down and Puddle Light

IONV3*	Universal Mount ION™ with Combination 180° Warning, Take Down and Puddle Light, Amber or White Warning, Black Housing.	271.00
IONV1*	Universal Mount ION™, with Combination 180° and TIR Warning, Single Color, Amber or White, Black Housing	266.00
XONV1*	Universal Mount ION™, with Combination 180° and TIR Warning, Single Color, Red, Blue, Amber or White, Black Housing with Smoked Lens	276.00

ION™ V-Series™ Super-LED® Surface Mount Lighthead, 180° Warning, Take Down and Puddle Light

IONSV3*	Surface Mount ION™ with Combination 180° Warning, Take Down and Puddle Light, Amber or White Warning, Black Housing.	271.00
IONSV1*	Surface Mount ION™, with Combination 180° and TIR Warning, Single Color, Amber or White, Black Housing	266.00
XONSV1*	Surface Mount ION™, with Combination 180° and TIR Warning, Single Color, Red, Blue, Amber or White, Black Housing with Smoked Lens	276.00

Options for ION™, ION™ Wide Angle and ION™ V-Series™ Universal Lights, (For Chrome or White Housings, Contact Factory for Price, Availability and Minimum Order Requirements).

IONK1B	Optional Swivel Mount Bracket, Black	34.00
IONGROM	Grommet Mount Kit	8.00
IONPEDB	Pedestal Mount Kit, Black	70.00
IONBKT1	Optional Universal License Plate Bracket for 2 ION™ Lightheads, Horizontal Mount. Not for Use with Surface Mount ION™ Models	34.00
IONBKT7	Optional Grille Mount Brackets (pair) for 2015-2019 Chevy Tahoe, Requires Four ION™ Series Lightheads Purchased Separately	30.00

ION™ T-Series™ Linear Super-LED®, Surface Mount Lighthead, Includes Clear Lens, Black Flange and Scan-Lock™ Flash Patterns.

TLI*	Amber or White	135.00
TLI#	Split Color, Amber/Blue or Amber/White Only	135.00
TLI2#	DUO™ Color, Amber/Blue, Amber/White, Blue/White, Red/Blue or Red/White Only	157.00
TIONFC	Flange, Chrome	18.00
TIONBKT1	Optional Universal "L" Mounting Bracket for One TLI™ Lighthead	14.00
TIONBKT2	Optional Universal Adjustable License Plate Bracket for Two TLI™ Lightheads	34.00
TIONBKT3	Optional Universal "L" Mounting Bracket for Two TLI™ Lightheads	21.00
TIONBKT4	Optional Universal Over/Under "L" Mounting Bracket for Two TLI™ Lightheads	21.00

ION™ Mini T-Series™ Linear Super-LED®, Surface Mount Lighthead, Includes Clear Lens, Black Flange and Scan-Lock™ Flash Patterns

TLMI*	Red, Blue, Amber or White	125.00
TLMI2#	DUO™ Color, Amber/Blue, Amber/White, Blue/White, Red/Blue, Red/Amber, or Red/White Only	125.00

All models are 12 Volt D.C. only unless otherwise noted above. For other voltages contact factory.

* Replace symbol in model number with letter indicating lens color or LED color desired: A = Amber; C = Clear/White

Replace symbol in model number with letter indicating SPLIT lens or LED color desired: F = Amber/Clear or White;


† (to be discontinued, check availability) ‡ NCMR (special order, non-cancelable, non-returnable, check availability)

! Indicate length desired: 5 foot, 6 foot, 7 foot or 8 foot \$ Indicates Lower Price



Lightheads



↓  - NCNR (special order, non-cancelable, non-returnable, check availability). See "Made-To-Order" Statement on Table of Contents Page of this Price List.

Lighthoods

MODEL	DESCRIPTION	LIST
TIONMFC	Flange, Chrome	18.00
TIONMLB	Surface Mount Flange, Black, Allows TLM1* to Replace a Flange Mounted LINZ6™	10.00
TIONMLC	Surface Mount Flange, Chrome, Allows TLM1* to Replace a Flange Mounted LINZ6™	18.00
TIONMGRM	Grommet Mount Kit	15.00
TIONMBK1	Optional Universal Adjustable License Plate Bracket for Two ION™ Mini T-Series™ Lighthoods, Vertical Mount	34.00
TIONMBK2	Optional Universal Swivel License Plate Bracket for Two ION™ Mini T-Series™ Lighthoods, Horizontal Mount	34.00
TIONMBK4	NEW Optional Universal Over/Under "L" Mounting Bracket for Two ION™ Mini T-Series™ Lighthoods	21.00

M2 Series Super-LED® Surface Mount, Color Outer Lens, Unless Specified. Optional Mounting Flange. 3-5/8" Long x 2-1/8" High x Protrudes 1"

M2*	Warning, Amber or White	174.00
M2#	Warning, Split Color with Clear Lens, Amber/White Only	179.00
M2FC	Flange, Chrome	18.00
M2FB	Flange, Black	10.00
M2GROM	Grommet Mount Kit	9.00
M2PEDB	Pedestal Mount Kit, Black	70.00
M2PEDC	Pedestal Mount Kit, Chrome	76.00



M2 Wide Angle Series Super-LED® Surface Mount, Designed to meet NFPA and KKK specifications, Color Outer Lens, Unless Specified. Optional Mounting Flange

M2W*	Warning, Wide Angle, Amber or White	174.00
M2FC	Flange, Chrome	18.00
M2FB	Flange, Black	10.00
M2GROM	Grommet Mount Kit	9.00
M2PEDB	Pedestal Mount Kit, Black	70.00
M2PEDC	Pedestal Mount Kit, Chrome	76.00



M4 Series Linear Super-LED® Surface Mount, Color Outer Lens, Unless Specified. Optional Mounting Flanges Available. 5-1/2" Long x 3-3/8" High, Protrudes 1-3/8".

M4*	Warning, Amber or White. Internal Flasher with Flash Patterns and Synchronize Feature	188.00
M4#	Split Color with Clear Outer Lens, Side-By-Side, Amber/White Only. Internal Flasher with Flash Patterns and Synchronize Feature	234.00
M4*S	Amber or White, Requires LED Flasher Purchased Separately	188.00
M4V2*	V-Series™ Combination 180° Warning and Perimeter Light, Scan-Lock™ Flash Patterns with Color Outer Lens Over Warning, Amber Warning	407.00
M4FC	Flange, Chrome	18.00
M4FB	Flange, Black	10.00
M4FC400	Flange, Chrome, Adapts M4 to 400 Series Mounting	24.00
M4BRUSH	Brush Guard, Black	46.00
4BKT1	Universal "L" Mounting Bracket for M4 Series Super-LED® Lighthead	26.00
M4FF15B	Fog Light Mount, Stainless Steel, For 2015-2019 Ford F-150, Pair, Black	90.00



M6 Series Linear Super-LED® Surface Mount, Color Outer Lens, Unless Specified. Optional Mounting Flanges Available. 6-3/4" Long x 4-5/16" High, Protrudes 1-3/8".

M6V2*	V-Series™, Combination 180° Warning and Perimeter Light, Scan-Lock™ Flash Patterns with Color Outer Lens Over the Warning Light, Amber Warning	601.00
M6*	Warning, Amber or White. Internal Flasher with Flash Patterns and Synchronize Feature	229.00
M6*S	Amber or White, Requires LED Flasher Purchased Separately	229.00
M6BTT	Brake/Tail/Turn	167.00
M6T	Amber Turn Signal, Sequential Chevron Arrow without Flange with Multi-Flash Pattern	145.00
M6BUW	Back-Up Light	223.00
M6ZC	Gradient Scenelight	386.00
M6FC	Flange, Chrome	18.00
M6FB	Flange, Black	10.00
M6P15C	15° Angled Surface Mount Housing, Chrome	81.00
M6P15B	15° Angled Surface Mount Housing, Black	40.00
M6FC600	Flange, Chrome, Adapts M6 to 600 Series Mounting	29.00
M6BRUSH	Brush Guard, Black	46.00
6BKT1	"L" Bracket Push Bumper Mounting Kit for 600/M6/600 Rota-Beam, Black, Each	23.00
6BKT2	Angled Bracket Push Bumper Mounting Kit for 600/M6/600 Rota-Beam, Black, Each	23.00
M6HDLMTK	Headlight Mounting Kit for AT1 & KD Housings, Includes Hardware	80.00
M6FCV2	Flange, Chrome, Two Light, Vertical, Lighthoods Purchased Separately	115.00
M6FCV3	Flange, Chrome, Three Light, Vertical, Lighthoods Purchased Separately	158.00
M6FCV4	Flange, Chrome, Four Light, Vertical, Lighthoods Purchased Separately	226.00
M6PTM5F	† Front Light Pod for Eight M6 Lighthoods for the 2015-2019 Ford Transit Medium Roof, Lighthoods Purchased Separately, Freight Surcharge May Apply	566.00
M6PT5R	† Rear Light Pods (2 Piece) for Six M6 Lighthoods for the 2015-2017 Ford Transit Medium or High Roof, Lighthoods Purchased Separately, Freight Surcharge May Apply	566.00



M6PTH5F	† Front Light Pod for Eight M6 Series Lighthead for the 2015-2019 Ford Transit High Roof, Lighthead Purchased Separately, Freight Surcharge May Apply	566.00
---------	---	--------

M7 Series Linear Super-LED® Surface Mount, Color Outer Lens, Unless Specified. Optional Mounting Flanges Available. 7-5/8" Long x 3-3/8" High, Protrudes 1-3/8".

M7*	Warning, Amber or White. Internal Flasher with Flash Patterns and Synchronize Feature	229.00
M7*S	Amber or White, Requires LED Flasher Purchased Separately	229.00
M7ZC	Gradient Scenelight	229.00
M7FC	Flange, Chrome	18.00
M7FB	Flange, Black	10.00
M7FC700	Flange, Chrome, Adapts M7 to 700 Series Mounting	38.00
M7BRUSH	Brush Guard, Black	46.00
M7BKT1	Optional Universal Mounting Bracket for One Lighthead	21.00



M9 Series Linear Super-LED® Surface Mount, Color Outer Lens, Unless Specified. Optional Mounting Flanges Available. 10-3/8" Long x 6-1/2" High, Protrudes 1-3/8".

M9V2*	V-Series™, Combination 180° Warning and Scene Light, Scan-Lock™ Flash Patterns with Color Outer Lens Over the Warning Light, Amber Warning, Includes Chrome-Plated Flange	903.00
M9*	Warning, Amber or White. Internal Flasher with Flash Patterns and Synchronize Feature	343.00
M9*S	Amber or White, Requires LED Flasher Purchased Separately	343.00
M92#	DUO™ Blue/Amber or Amber/White Only, Scan-Lock™ Flash Patterns and Low Power	356.00
M9*CZ	Combination Warning/Scene Light, Scan-Lock™ Flash Patterns, Synchronize Feature and Hi/Low with Clear Outer Lens	343.00
M9LZC	Scenelight, White, Includes Flange	580.00
M9BTTX	Brake/Tail/Turn	372.00
M9T	Amber Turn	414.00
M9BUW	Back-Up Light	433.00
M9FC	Flange, Chrome	27.00
M9FB	Flange, Black	10.00
M9FC900	Flange, Chrome, Adapts M9 Warning to 900 Series Mounting	51.00
M9FCZ900	Flange Chrome, Adapts M9 Scenelight to 900 Series Mounting	63.00
M9HTM5FC	† Chrome-Plated Housings, Sold in Pairs for Front Driver and Passenger Side of the 2015-2019 Ford Transit Medium Roof, Two M9 Series Lighthead Purchased Separately	285.00
M9HTM5RC	† Chrome-Plated Housings, Sold in Pairs for Rear Driver and Passenger Side of the 2015-2019 Ford Transit Medium Roof, Two M9 Series Lighthead Purchased Separately	285.00
M9HTH5FC	† Chrome-Plated Housings, Sold in Pairs for Front Driver and Passenger Side of the 2015-2019 Ford Transit High Roof, Two M9 Series Lighthead Purchased Separately	285.00
M9HTH5RC	† Chrome-Plated Housings, Sold in Pairs for Rear Driver and Passenger Side of the 2015-2019 Ford Transit High Roof, Two M9 Series Lighthead Purchased Separately	285.00



Lighthead

Micro Freedom® Super-LED® Lighthead Assemblies, Mirror Mount Bracket Sold Separately (with 20' Cable).

†† MCFLED2*	Freedom®, Two Linear Super-LED®s with a Built-in Flasher, 8.2"W x 10"D x 3.5"H, Blue, Red and/or Amber	771.00
-------------	--	--------

Micron™ Series Super-LED® Lighthead, Includes Scan-Lock™ Flash Patterns, and a 4-Wire Pigtail.

MCRNS*	Surface Mount Amber or White, Black Flange	129.00
MCRNS#	Surface Mount, Split Color, Clear Lens, Amber/White Only, Black Flange	135.00
MCRNT*	Stud Mount, Amber or White	129.00
MCRNT#	Stud Mount, Split Color, Amber/White or Blue/Amber Only	135.00
MCRNB2	Optional Universal License Plate Bracket for Two MCRNS Lighthead, Horizontal Mount	34.00



PAR-36 Super-LED® Floodlights and Spotlights

P36SLC	PAR-36, 12/24 VDC, Replacement	194.00
P36SLCHG	PAR-36, 12/24 VDC, Combination Spotlight/Floodlight. Includes Rubber Swivel Housing with Stainless Steel Bracket and Hardware	218.00
P36HHS	PAR-36, Super-LED® Hand Held Combination Spotlight/Floodlight, 12/24 VDC, Includes Cigar Cord, On/Off Switch and Magnet	410.00



PAR-36 Round Super-LED® Work Light, Cast Aluminum and Includes Pedestal/Swivel Mount, Standard.

3PC0C0CD	White, Intensity Level 3, Deutsch® Connector	359.00
----------	--	--------

PAR-36 Round Super-LED® Work Light with Pedestal/Swivel Mount, Built-in On/Off Switch and Removable "T" Handle.

PFBP12	12 Super-LED® Floodlight, Black Housing	442.00
PFBP12C	12 Super-LED® Floodlight, Black Housing with Chrome Rear Cover	453.00
PFBP6	6 Super-LED® Floodlight, Black Housing	376.00
PFBP6C	6 Super-LED® Floodlight, Black Housing with Chrome Rear Cover	386.00
PSBP12	12 Super-LED® Spotlight, Black Housing	442.00
PSBP12C	12 Super-LED® Spotlight, Black Housing with Chrome Rear Cover	453.00
PSBP6	6 Super-LED® Spotlight, Black Housing	376.00
PSBP6C	6 Super-LED® Spotlight, Black Housing with Chrome Rear Cover	386.00

PAR-36 Round Super-LED® Work Light with Stud/Swivel Mount.

PFBS12	12 Super-LED® Floodlight, Black Housing	298.00
PFBS12C	12 Super-LED® Floodlight, Black Housing with Chrome Rear Cover	309.00
PFBS6	6 Super-LED® Floodlight, Black Housing	234.00
PFBS6C	6 Super-LED® Floodlight, Black Housing with Chrome Rear Cover	244.00
PSBS12	12 Super-LED® Spotlight, Black Housing	298.00
PSBS12C	12 Super-LED® Spotlight, Black Housing with Chrome Rear Cover	309.00




All models are 12 Volt D.C. only unless otherwise noted above. For other voltages contact factory.

* Replace symbol in model number with letter indicating lens color or LED color desired: A = Amber; C = Clear/White

Replace symbol in model number with letter indicating SPLIT lens or LED color desired: F = Amber/Clear or White;

† (to be discontinued, check availability) †† NCNR (special order, non-cancelable, non-returnable, check availability)

! Indicate length desired: 5 foot, 6 foot, 7 foot or 8 foot \$ Indicates Lower Price

↓  - NCNR (special order, non-cancelable, non-returnable, check availability). See "Made-To-Order" Statement on Table of Contents Page of this Price List.

MODEL DESCRIPTION LIST

MODEL	DESCRIPTION	LIST
PSBS6	6 Super-LED® Spotlight, Black Housing	234.00
PSBS6C	6 Super-LED® Spotlight, Black Housing with Chrome Rear Cover	244.00
PFBS6S	6 Super-LED® Floodlight, Black Housing with Switch	234.00
PFBS12S	12 Super-LED® Floodlight, Black Housing with Switch	298.00
PSBS6S	6 Super-LED® Spotlight, Black Housing with Switch	234.00
PSBS12S	12 Super-LED® Spotlight, Black Housing with Switch	298.00

PAR-46 Super-LED® Steady-Burn Floodlights, Spotlights and Combination Spotlight and Warning Light

P46SLC	PAR-46, 12 VDC, Replacement, 2° Spotlight	260.00
P46SLCHG	PAR-46, Spotlight 12 VDC, Includes Rubber Swivel Housing with Stainless Steel Bracket and Hardware	288.00
P46HHS	PAR-46, Super-LED® Hand Held Spotlight, 12 VDC, Includes Cigar Cord, On/Off Switch and Magnet	486.00
P46S2X2	PAR-46 12 VDC, Replacement, 8° Spot Light with California Steady Red, for Unity® Spotlight Mounting Only. One Wire Control of Spotlight and Steady Red Override	343.00

Perimeter Enhancement Light, Super-LED®, Steady White.

PELCC	Chrome Flange, White	210.00
PELCB	Black Flange, White	210.00

Pioneer Micro™ Series, Super-LED® Work/Scene Light, Includes Mounting Bracket and 3 Additional Interchangeable Optic Lenses.

MPBW	Bail/Stud Mount, White Housing	421.00
MPBB	Bail/Stud Mount, Black Housing	421.00
MPPW	Low Profile Pedestal/Swivel Mount, White Housing	599.00
MPPWCS	Low Profile Pedestal/Swivel Mount, White Housing with Chrome Cover and On/Off Switch	619.00
MPPB	Low Profile Pedestal/Swivel Mount, Black Housing	599.00
MPPBBS	Low Profile Pedestal/Swivel Mount, Black Housing with Black Cover and On/Off Switch	599.00
MPPBCS	Low Profile Pedestal/Swivel Mount, Black Housing with Chrome Cover and On/Off Switch	619.00
MPRW	Straight Recessed Mount, White	516.00
MPRB	Straight Recessed Mount, Black	516.00
MPR15W	15 Degree Recessed Mount, White	516.00
MPR15B	15 Degree Recessed Mount, Black	516.00
NPBKT2	2015-2019 Ford F-150 Pillar/Hood Mount Bracket for Micro Pioneer™ Bail/Stud Mount or Nano™ Pioneer Bail Mount	111.00



Pioneer Nano™ NP Series, Includes Bail Mount, Two Interchangeable Lenses (8° and 40° X 20°) and a 6' Harness.

NP3BW	3-LED, with Bail Mount, White	208.00
NP3BB	3-LED, with Bail Mount, Black	208.00
NP6BW	6-LED, with Bail Mount, White	260.00
NP6BB	6-LED, with Bail Mount, Black	260.00
NPBKT2		111.00
NPBKT3	NEW Mounting Brackets (Pair) and Hardware for Two Pioneer Nano™ 3-LED Series Lightheads Under a Lightbar, Black (Requires Minimum Clearance of 3" from Base of Lightbar to Top of Flat Roof Surface), Lightheads Purchased Separately	129.00
NPBKT4	NEW Mounting Brackets (Pair) and Hardware for Two Pioneer Nano™ 6-LED Series Lightheads Under a Lightbar, Black (Requires Minimum Clearance of 3 1/2" from Base of Lightbar to Top of Flat Roof Surface), Lightheads Purchased Separately	129.00



Pioneer™ Series and Pioneer Plus™ Series, White Housing, 12 VDC unless noted, Super-LED® Flood/Spot Lights. Requires Optional Mounting Kit Purchased Separately, Unless Specified. For Black Housing, Add a "B" to the End of the Model Number, Contact Factory for Availability.

PFH1	Single Pioneer Plus™ Floodlight	858.00
PCH1	Single Panel Pioneer Plus™ Combination Flood/Spot with Proclera® Silicone Optics	858.00
PFH2	Dual Panel Pioneer Plus™ Floodlight	1497.00
PCH2	Dual Panel Pioneer Plus™ Combination Flood/Spot with Proclera® Silicone Optics	1497.00
PFP1AC	Single Panel Pioneer Plus™ Floodlight, 115 VAC, UL® Listed	1030.00
PSP1AC	Single Panel Pioneer Plus™, Spot Light, 8°, 115 VAC, UL® Listed	1030.00
PSP1ALP	PSP1AC with Low Profile Pedestal/Swivel Mount, 115 VAC, UL® Listed	1186.00
PFP2AC	Dual Panel Pioneer Plus™ Floodlight, 115 VAC, UL® Listed	1787.00
PCP2AFS	Dual Panel Pioneer Plus™ Combination Flood (Left)/Spotlight (Right), 115 VAC, UL® Listed	1787.00
PCP2ASF	Dual Panel Pioneer Plus™ Combination Spot (Left)/Floodlight (Right), 115 VAC, UL® Listed	1787.00
PCP3	Pioneer Plus™ Max Combination Flood and 8° Spotlight	1920.00



Options for Pioneer™ & Pioneer Plus™ Series, For Black Housing, Add a "B" to the End of the Model Number, Contact Factory for Availability.

PBA106U	Universal Bail Mount Bracket (Vertical or Horizontal), White, For Single Pioneer™ (PFA1/PFP1)	103.00
PBH106U	Universal Bail Mount Bracket (Vertical or Horizontal), White, For Single Pioneer™ PFH1/PCH1	103.00
PBH206U	Universal Bail Mount Bracket (Vertical or Horizontal), White, For Dual Pioneer™ (PFH2/PCH2)	117.00
PH1LPED	Low Profile Pedestal/Swivel Mount for PFH1 or PCH1, White. (Replaces PFH1LP when used with PFH1). Only Available when Purchased with a PFH1 or PCH1 Pioneer™	161.00
PBA103	Semi-Recess Housing with Chrome Flange, Mounts Single Pioneer™ (PFA1/PFP1) Straight or at a 15° Angle	319.00



Lightheads

PBH103	Semi-Recess Housing with Chrome Flange, Mounts Single Pioneer™ (PFH1/PCH1) Straight or at a 15° Angle	319.00
PBA203	Semi-Recess Housing with Chrome Flange, Mounts Dual Pioneer™ (PFA2/PFP2) Straight or at a 15° Angle	346.00
PBH203	Semi-Recess Housing with Chrome Flange, Mounts Dual Pioneer™ (PFH2/PCH2) Straight or at a 15° Angle	346.00
PBAINTC	Brow Mount Brackets, Center Mount for International 4300, 4400, 7400 and Terrastar Chassis (Dual Pioneer™ Only)	165.00
PBHINTC	Brow Mount Brackets, Center Mount for International 4300, 4400, 7400 and Terrastar Chassis (PFH2/PCH2 Only)	165.00
PFLASH	Flasher with Steady-Burn Override, Multiple Flash Patterns	111.00

Pioneer™ and Pioneer Plus™ Series, Includes Handle and Pole/Pedestal Mount Adapter, (Pole or Pedestal Purchased Separately), White Housing, 12 VDC unless noted, Super-LED® Flood/Spot Lights. For Black Housing, Add a "B" to the End of the Model Number, Contact Factory for Availability.

PFH1P	Single Panel Pioneer Plus™ with Pole/Pedestal Mount Adapter	1100.00
PFH1P1	Single Panel Pioneer Plus™ with Pole/Pedestal Mount Adapter and On/Off Switch	1126.00
PFH2P	Dual Panel Pioneer Plus™ with Pole/Pedestal Mount Adapter	1741.00
PFH2P1	Dual Panel Pioneer Plus™ with Pole/Pedestal Mount Adapter and On/Off Switch	1766.00
PCH1P	Single Panel Pioneer™ with Pole/Pedestal Mount Adapter, Combination Flood/Spot with Proclera® Silicone Optics	1100.00
PCH1P1	Single Panel Pioneer™ with Pole/Pedestal Mount Adapter and On/Off Switch, Combination Flood/Spot with Proclera® Silicone Optics	1126.00
PCH2P	Dual Panel Pioneer™ with Pole/Pedestal Mount Adapter, Combination Flood/Spot with Proclera® Silicone Optics	1741.00
PCH2P1	Dual Panel Pioneer™ with Pole/Pedestal Mount Adapter and On/Off Switch, Combination Flood/Spot with Proclera® Silicone Optics	1766.00
PFP1AP	Single Panel Pioneer Plus™, 115 VAC, with Pole/Pedestal Mount Adapter	1273.00
PFP1AP1	Single Panel Pioneer Plus™, 115 VAC, with Pole/Pedestal Mount Adapter and On/Off Switch	1299.00
PFP2AP	Dual Panel Pioneer Plus™, 115 VAC, with Pole/Pedestal Mount Adapter	2029.00
PFP2AP1	Dual Panel Pioneer Plus™, 115 VAC, with Pole/Pedestal Mount Adapter and On/Off Switch	2056.00
PBAPEDD	Pedestal Mount Kit for Pioneer™ with Pole/Pedestal Mount Adapter	320.00
PBAPEDDL	Locking Pedestal Mount Kit for Pioneer™ with Pole/Pedestal Mount Adapter	377.00
PBAPEDA	Pedestal Mount Kit for 115 VAC Pioneer™ with Pole/Pedestal Mount Adapter	320.00
PBAPEDAL	Locking Pedestal Mount Kit for 115 VAC Pioneer™ with Pole/Pedestal Mount Adapter	377.00
PCP2AP	Dual Panel Pioneer Plus™ Combination Flood/8° Spotlight, 115 VAC, UL® Listed with Pole/Pedestal Mount Adapter	2056.00
PCP2AP1	Dual Panel Pioneer Plus™ Combination Flood/8° Spotlight, 115 VAC, UL® Listed with Pole/Pedestal Mount Adapter and On/Off Switch	2056.00
PCP3P	Pioneer Plus Max™ Combination Flood and 8° Spotlight with Pole/Pedestal Mount Adapter	2076.00
PCP3P1	Pioneer Plus Max™ Combination Flood and 8° Spotlight with Pole/Pedestal Mount Adapter and On/Off Switch	2103.00

Pioneer Quad™, 4 Panel, 115 VAC Floodlight and Combination Flood/Spotlight

PFP4AWB	Pioneer Quad™, Flood, 115 VAC, UL® Listed with Bail Mount Bracket	2821.00
PFP4AWP	Pioneer Quad™, Flood, 115 VAC, UL® Listed with Pole/Pedestal Mount Adapter	3278.00
PFP4AWP1	Pioneer Quad™, Flood, 115 VAC, UL® Listed with Pole/Pedestal Mount Adapter and 1 Switch	3304.00

Pioneer™ Series & Pioneer Plus™ Series, Lightbar Mount, Super-LED® Flood/Spot Lights, Includes Permanent Mounting Feet, White Flood/Spot Mounting Bracket and Flasher with Scan-Lock™ Flash Patterns, Including Steady Burn. Factory Installed on Freedom IV Lightbars Only. Lightbar Purchased Separately and May Prevent the Use of Other Options. Freight Surcharge May Apply. For Black Housing, Add a "B" to the End of the Model Number, Contact Factory for Availability.

PFH1F41	1 Single PFH1 Pioneer™ Center Mounted for 55" and Up, Floodlight	1641.00
PFH1F42	2 Single PFH1 Pioneer™s with Mounting Brackets for 72" and Up, Floodlight	2719.00
PFH2F41	1 Dual PFH2 Pioneer™ Center Mounted for 55" and Up, Floodlight	2333.00
PCH2F41	1 Dual PCH2 Pioneer™ Center Mounted for 55" and Up, Combination Flood/Spot with Proclera® Silicone Optics	2333.00
PFH2F42	2 Dual PFH2 Pioneer™s with Mounting Brackets for 72" and Up, Floodlight	4209.00
PCH2F42	2 Dual PCH2 Pioneer™s with Mounting Brackets for 72" and Up, Combination Flood/Spot with Proclera® Silicone Optics	4209.00
PCH1F41	1 Single PCH1 Pioneer™ Center Mount for 55" and Up, Combination Flood/Spot with Proclera® Silicone Optics	1641.00
PCH1F42	2 Single PCH1 Pioneer™s with Mounting Brackets for 72" and Up, Combination Flood/Spot with Proclera® Silicone Optics	2719.00

Pioneer Plus™ Surface Mount Single and Dual Flood/Spot Combination

PCPSM1C	Single Panel, Combination Flood/Spot, Chrome Flange	832.00
PCPSM1B	Single Panel, Combination Flood/Spot, Black Flange	832.00
PCPSM1AC	Single Panel, Combination Flood/Spot, 115 VAC, UL® Listed, Chrome Flange	977.00
PCPSM1AB	Single Panel, Combination Flood/Spot, 115 VAC, UL® Listed, Black Flange	977.00
PCPSM2C	Dual Panel, Combination Flood/Spot, Chrome Flange	1612.00
PCPSM2B	Dual Panel, Combination Flood/Spot, Black Flange	1612.00
PCPSM2AC	Dual Panel, Combination Flood/Spot, 115 VAC, UL® Listed, Chrome Flange	1902.00
PCPSM2AB	Dual Panel, Combination Flood/Spot, 115 VAC, UL® Listed, Black Flange	1902.00



Lightheads




All models are 12 Volt D.C. only unless otherwise noted above. For other voltages contact factory.

* Replace symbol in model number with letter indicating lens color or LED color desired: A = Amber; C = Clear/White

Replace symbol in model number with letter indicating SPLIT lens or LED color desired: F = Amber/Clear or White;

† (to be discontinued, check availability) †† NCNR (special order, non-cancelable, non-returnable, check availability)

! Indicate length desired: 5 foot, 6 foot, 7 foot or 8 foot \$ Indicates Lower Price

↓  - NCNR (special order, non-cancelable, non-returnable, check availability). See "Made-To-Order" Statement on Table of Contents Page of this Price List.


MODEL DESCRIPTION LIST
Pioneer SlimLine™ Series, 12 VDC, Super-LED®. Standard Spotlight includes Interchangeable Flood/Flood Lens and the PSL2 also Includes a Combination Flood/Spot Light Lens.

PSL1B	Single Panel, Bail/Stud Mount, White Housing	421.00
PSL1BB	Single Panel, Bail/Stud Mount, Black Housing	421.00
PSL1P	Single Panel, Low Profile Pedestal/Swivel Mount, White Housing	572.00
PSL1PB	Single Panel, Low Profile Pedestal/Swivel Mount, Black Housing	572.00
PSL1R	Single Panel, Semi-Recessed, Chrome Flange Mount, White Housing	485.00
PSL1RB	Single Panel, Semi-Recessed, Chrome Flange Mount, Black Housing	485.00
PSL1R5	Single Panel, Semi-Recessed 15° Angle Chrome Flange Mount, White Housing	485.00
PSL1R5B	Single Panel, Semi-Recessed 15° Angle Chrome Flange Mount, Black Housing	485.00
PSL2B	Dual Panel, Bail/Stud Mount, White Housing	858.00
PSL2BB	Dual Panel, Bail/Stud Mount, Black Housing	858.00
PSL2P	Dual Panel, Low Profile Pedestal/Swivel Mount, White Housing	1015.00
PSL2PB	Dual Panel, Low Profile Pedestal/Swivel Mount, Black Housing	1015.00
PSL2R	Dual Panel, Semi-Recessed, Chrome Flange Mount, White Housing	858.00
PSL2RB	Dual Panel, Semi-Recessed, Chrome Flange Mount, Black Housing	858.00
PSL2R5	Dual Panel, Semi-Recessed 15° Angle Chrome Flange Mount, White Housing	858.00
PSL2R5B	Dual Panel, Semi-Recessed 15° Angle Chrome Flange Mount, Black Housing	858.00



Pioneer Summit™ Series Light Array, 30" Cable, Black Housing (Replace the Last "B" in the Model Number with "W" for a White Housing), 12/24 VDC, Super-LED®

S86MB	86" Separate Control of Scene, Flood, and Spot Lights with Built-in Amber Marker Lights	4525.00
S86MAB	86" Separate Control of Scene, Flood, and Four Amber Warning Lights (Requires Remote Flasher Purchased Separately) with Built-in Amber Marker Lights	4525.00
S86MBB	86" Separate Control of Scene, Flood, and Four Blue Warning Lights (Requires Remote Flasher Purchased Separately) with Built-in Amber Marker Lights	4525.00
S86MJB	86" Separate Control of Scene, Flood, and Two Red and Two Blue Warning Lights (Requires Remote Flasher Purchased Separately) with Built-in Amber Marker Lights	4525.00
S86MRB	86" Separate Control of Scene, Flood, and Four Red Warning Lights (Requires Remote Flasher Purchased Separately) with Built-in Amber Marker Lights	4525.00
S72MB	72" Separate Control of Scene, Flood, and Spot Lights with Built-in Amber Marker Lights	3829.00
S72MAB	72" Separate Control of Scene, Flood, and Four Amber Warning Lights (Requires Remote Flasher Purchased Separately) with Built-in Amber Marker Lights	3829.00
S72MBB	72" Separate Control of Scene, Flood, and Four Blue Warning Lights (Requires Remote Flasher Purchased Separately) with Built-in Amber Marker Lights	3829.00
S72MJB	72" Separate Control of Scene, Flood, and Two Red and Two Blue Warning Lights (Requires Remote Flasher Purchased Separately) with Built-in Amber Marker Lights	3829.00
S72MRB	72" Separate Control of Scene, Flood, and Four Red Warning Lights (Requires Remote Flasher Purchased Separately) with Built-in Amber Marker Lights	3829.00
S58MB	58" Separate Control of Scene, Flood, and Spot Lights with Built-in Amber Marker Lights	2485.00
S58MAB	58" Separate Control of Scene, Flood, and Four Amber Warning Lights (Requires Remote Flasher Purchased Separately) with Built-in Amber Marker Lights	2485.00
S58MBB	58" Separate Control of Scene, Flood, and Four Blue Warning Lights (Requires Remote Flasher Purchased Separately) with Built-in Amber Marker Lights	2485.00
S58MJB	58" Separate Control of Scene, Flood, and Two Red and Two Blue Warning Lights (Requires Remote Flasher Purchased Separately) with Built-in Amber Marker Lights	2485.00
S58MRB	58" Separate Control of Scene, Flood, and Four Red Warning Lights (Requires Remote Flasher Purchased Separately) with Built-in Amber Marker Lights	2485.00
S44MB	44" Separate Control of Scene, Flood, and Spot Lights with Built-in Amber Marker Lights	1944.00
S44MAB	44" Separate Control of Scene, Flood, and Two Amber Warning Lights (Requires Remote Flasher Purchased Separately) with Built-in Amber Marker Lights	1944.00
S44MBB	44" Separate Control of Scene, Flood, and Two Blue Warning Lights (Requires Remote Flasher Purchased Separately) with Built-in Amber Marker Lights	1944.00
S44MJB	44" Separate Control of Scene, Flood, and One Red and One Blue Warning Lights (Requires Remote Flasher Purchased Separately) with Built-in Amber Marker Lights	1944.00
S44MRB	44" Separate Control of Scene, Flood, and Two Red Warning Lights (Requires Remote Flasher Purchased Separately) with Built-in Amber Marker Lights	1944.00
S30MB	30" Separate Control of Scene, Flood, and Spot Lights with Built-in Amber Marker Lights	1346.00
S30MAB	30" Separate Control of Scene, Flood, and Two Amber Warning Lights (Requires Remote Flasher Purchased Separately) with Built-in Amber Marker Lights	1346.00
S30MBB	30" Separate Control of Scene, Flood, and Two Blue Warning Lights (Requires Remote Flasher Purchased Separately) with Built-in Amber Marker Lights	1346.00
S30MJB	30" Separate Control of Scene, Flood, and One Red and One Blue Warning Lights (Requires Remote Flasher Purchased Separately) with Built-in Amber Marker Lights	1346.00
S30MRB	30" Separate Control of Scene, Flood, and Two Red Warning Lights (Requires Remote Flasher Purchased Separately) with Built-in Amber Marker Lights	1346.00
S161MB	16" Wide Flood Light with Built-in Amber Marker Light	825.00
S162MB	16" Spot Light with Built-in Amber Marker Light	825.00
S091MB	9" Wide Flood Light with Built-in Amber Marker Light	429.00



Lighthoods

S092MB	9" Spot Light with Built-in Amber Marker Light	429.00
Options for Pioneer Summit™ Series (Replace the Last "B" in the Model Number with "W" for a White Bracket)		
SUBKT1B	Universal "L" Mounting Brackets for 9" to 44" Models, Black, No Charge when Purchased with the Pioneer Summit™	
SUBKT2B	Universal "L" Mounting Brackets for 58" to 86" Models, Black, No Charge when Purchased with the Pioneer Summit™	
SUCBL15	15' Cable, Two Cables Required for 30" and Longer Models, Each	92.00

Pioneer LiFe™ Battery Operated Portable Area Light Series, Includes Intelligent Inductive Charger™ and Floodlight Lens (Interchangeable Spotlight Lens Supplied)

LF35	12 VDC, Rechargeable LiFePO Battery, 3500 Usable Lumens	1189.00
LF35A	115 - 240 VAC, Rechargeable LiFePO Battery, with Standard NEMA Plug for U.S., 3500 Usable Lumens	1279.00
LF35E	240 VAC, Rechargeable LiFePO Battery, with CEE7 Plug for Europe, 3500 Usable Lumens	1279.00
LF35BASE	Optional Non-Charging Base Only	99.00
LF35CB12	Optional 12 VDC, Charging Base Only	333.00
LF35CBAC	Optional 115 - 240 VAC, Charging Base Only, with Standard NEMA Plug for U.S.	423.00
LF35CBAE	Optional 240 VAC, Charging Base Only, with CEE7 Plug for Europe	423.00
LF35TPM	Optional Pole Mount Adapter with LF35BASE, fits 1-1/8" Pole	119.00

Strip-Lite™ Super-LED® 5mm LED Series, Surface Mount, Color LEDs with Color Outer Lens. (To be retired June 29, 2019. Consider the Strip-Lite™ Plus and Strip-Lite™ Plus XL Surface Mount Super-LED® Series.)

PS*00F*R	5mm, Amber, 14 Flash Patterns including Steady-Burn	139.00
PSC00FCR	5mm, White, 14 Flash Patterns including Steady-Burn	375.00
PSR00XRR	5mm, Brake/Tail, with 2 Flash Patterns	153.00
PSRASXCR	5mm, Brake/Tail with Amber Turn Signal	153.00
PSC0ADCR	Super-LED® Compartment Light, Intensity Level 2, Frosted Lens	96.00
PSC0CDCR	Super-LED® Compartment Light, Intensity Level 3, Frosted Lens	145.00
PSBKT451	45° Mounting Bracket for 1 Strip-Lite™ Compartment Light	25.00
PSBKT1	Guard for use with or without Single Angle Bracket	36.00

Strip-Lite™ Plus Surface Mount Super-LED® Series, Includes Black Flange. (Supersedes Original Strip-Lite™ Series)

PS*01FCR	NEW SOLO™ , Red, Blue, Amber or White, 25 Flash Patterns including Steady-Burn, Clear Lens	132.00
PS*02FCR	NEW DUO™ , Amber/Blue, Amber/White, Blue/White, Red/Blue, Red/Amber or Red/White, 69 Flash Patterns including Steady-Burn, Clear Lens	172.00
PSSEQACR	NEW Sequencing Light , Amber, 6 Sequencing Patterns, 11 Flashing Patterns, Clear Lens	189.00
PSCOMPL	NEW Compartment Light , Low Intensity	91.00
PSBKT45	NEW 45° Mounting Bracket for 1 Strip-Lite Plus™ Lighthead	23.50
PSBKT2	NEW Guard for 1 Strip-Lite Plus™ Lighthead	34.00

TIR3™ & LIN3™ Series Super-LED® Lighthoods, Surface Mount, Color Super-LED® with Clear Outer Lens, 3.5" W x 1.1" H x 1.2" D. Includes Black Flange. Scan-Lock™ Flash Patterns including Steady-Burn and Synchronize Feature.

RS*02ZCR	LIN3™, Horizontal Mounting, Amber or White	92.00
RS*03ZCR	TIR3™, Horizontal Mounting, Amber or White	92.00
RV*03ZCR	TIR3™, Vertical Mounting, Amber or White	92.00

LIN26™ & LINV2™ V-Series™ Linear Super-LED® Lighthoods, Surface Mount, Color Super-LED® with Clear Outer Lens, 4" W x 2" H x 1-9/16" D, Includes Black Flange. Scan-Lock™ Flash Patterns including Steady-Burn and Synchronize Feature.

LINV2*	V-Series™, Combination 180° Warning and Puddle Light with Scan-Lock™ Warning Flash Patterns, Amber or White Warning	235.00
LINSV2*	V-Series™, Combination 180° Warning and Puddle Light with Scan-Lock™ Flash Patterns for Under Surface Mounting, Amber	245.00
LINZ6*	† Horizontal Mount, Amber or White	169.00
LINZ6#	† Split Color, Clear Lens, Amber/White Only, Horizontal Mount	176.00
LINZ61	† Horizontal Mount, Amber/Amber Split	177.00

Options for TIR3™, LIN3™, LINZ6™ & LINV2™ V-Series™ Linear Series Super-LED®

RFLANGCD	Optional, Deep, Chrome-Plated Mounting Flange Kit (Not for Use with LINV2™ Series)	18.00
RFLANGEC	Optional Chrome-Plated Mounting Flange Kit	18.00
RFLANGEA	Optional Cast Aluminum Mounting Flange Kit (Not for Use with LINV2™ Series)	31.00
RFLANG2B	Optional Black, Dual Surface Mount Flange Kit for Two Lighthoods	16.00
RFLANG2C	Optional Chrome-Plated, Dual Surface Mount Flange Kit for 2 Lighthoods	21.00
LINZ6FC	Optional Deep Chrome-Plated Mounting Flange Kit (Not for Use with LINV2™ Series)	18.00
RGROMMET	Grommet Mount Kit for LINZ6™	8.00
L6BKT3	Optional 46 Degree Push Bumper Bracket, Each	17.00
LSVBKT47	Ford F-150, 2015-2019, Under-the-Side View Mirror Mount for Two LINSV2™ Series Sold Separately, Pair	26.00
RBKT1	Optional "L" Mounting Bracket for 1 Lighthead (Consider Using LIN3™ Mounting Flange when used with LINZ6™, Purchased Separately and Not for Use with RV Series)	14.00
RBKT2	Optional "L" Mounting Bracket for 2 Lighthoods (Consider Using LIN3™ Mounting Flange when used with LINZ6™, Purchased Separately and Not for Use with RV Series)	24.00
RBKT4	Optional Swivel Mounting Bracket For 1 TIR3™ or LIN3™	39.00
RBKT6	Optional License Plate Bracket for 2 TIR3™/LIN3™/LINZ6™s, Horizontal Mount	25.00
RBKT7	Optional License Plate Bracket for 2 Lighthoods, Vertical Mount (Consider Using LIN3™ Mounting Flange when used with LINZ6™, Purchased Separately)	25.00
RBKT10	Optional Trunk Mount Bracket for Dodge Charger, Pair	33.00

All models are 12 Volt D.C. only unless otherwise noted above. For other voltages contact factory.

* Replace symbol in model number with letter indicating lens color or LED color desired: A = Amber; C = Clear/White


Replace symbol in model number with letter indicating SPLIT lens or LED color desired: F = Amber/Clear or White;

† (to be discontinued, check availability) †† NCNR (special order, non-cancelable, non-returnable, check availability)

! Indicate length desired: 5 foot, 6 foot, 7 foot or 8 foot \$ Indicates Lower Price

Lighthoods



↓  - NCNR (special order, non-cancelable, non-returnable, check availability). See "Made-To-Order" Statement on Table of Contents Page of this Price List.

Systems - DOT

MODEL	DESCRIPTION	LIST
RBKT14	Optional 2014-2019 Chevy Silverado 1500 / GMC 1500 Above the Rear Taillight Mounting Bracket, Pair (Consider Using LIN3™ Mounting Flange when used with LINZ6™, Purchased Separately)	64.00
RBKT18	Optional 2015-2019 Ford F-150 Above the Rear Taillight Mounting Bracket, Pair	64.00
RBKT19	Optional 2015-2019 Ford F-150 Below the Rear Taillight Mounting Bracket, Pair	64.00
V23™ Series Super-LED® Surface Mount Lighthead , Clear Outer Lens, 4-1/4" Long x 2-11/16" High x 1-1/2" Protrusion, with Flange		
V23*TPB	Combination 180° Warning, Take-Down and Puddle Light Combination, Amber or White Warning, Black Flange	282.00
V23P20B	20° Angled Surface Mount Housing, Black	21.00
V23P20C	20° Angled Surface Mount Housing, Chrome	28.00
V23PEDB	Pedestal Mount Kit, Black	70.00
V23PEDC	Pedestal Mount Kit, Chrome	76.00
Vertex™ Super-LED® Light , Single Self-Contained Lighthead with 25 Scan-Lock™ Flash Patterns, Including Steady-Burn.		
VTX609*	Omni Directional Lighthead, Amber or White, 9' Cable	119.00
VTX609#	Omni Directional Lighthead, Split Color, Amber/White, 9' Cable	124.00
VTXFB	Flange Kit, Surface Mount, Black	9.00
VTXFC	Flange Kit, Surface Mount, Chrome	18.00



DOT Wing Plow Super-LED® Lightheads

Wing Plow Super-LED® Lightheads, Includes TIR3™ Super-LED® Encapsulated in a Cast Housing and 20' Cable.

WPLOW1A	Amber, for use when Wing Plow is in Use	218.00
WPLOW2A	Amber, for use when Wing Plow is Stowed	218.00
WPLOW3AA	Includes 1-WPLOW1A and 1-WPLOW2A	402.00
Wing Plow LINZ6 Super-LED® Lighthead , Encapsulated in a Cast Housing with 20' Cable		
WPLOWZ1A	Amber, for use when Wing Plow is in Use	285.00
WPLOWZ2A	Amber, for use when Wing Plow is Stowed	285.00
WPLOWZ3A	Includes WPLOWZ1A and WPLOWZ2A	540.00



Switches And Control Boxes

Power Control Centers and Switches

PCC8R	8 Position Key Pad with Remote Relay Module, Three 20 Amp and Five 10 Amp Relays	337.00
PCCS9RW	Switch Control for Standard Switching	271.00
PCCS9LW	Programmable Switch Control for Liberty™ II & Freedom® IV Lightbars (Low Current Switching)	266.00
PCC4W	Switch Box with Four 25 AMP SPST Switches, Lighted	132.00
PCC6W	Switch Box with Six 25 AMP SPST Switches, Lighted	174.00
PCC6W1	Similar to PCC6W, Except Last On/Off Switch is Replaced with a Momentary Switch	164.00
PCC10W	Switch Box with Ten 25 AMP SPST Switches, Lighted	204.00
PCC10W1	Similar to PCC10W, Except Last On/Off Switch is Replaced with a Momentary Switch	204.00
1SWITCH	1 Switch Bracket Only, Switches Purchased Separately	39.00
2SWITCH	2 Switch Bracket Only, Switches Purchased Separately	69.00
3SWITCH	3 Switch Bracket Only, Switches Purchased Separately	97.00
4SWITCH	4 Switch Bracket Only, Switches Purchased Separately	132.00
PC1	PC-1 Switch, Lighted SPST, 15 AMP Contacts	23.50
PC2	PC-2 Switch, Momentary SPST, 15 AMP Contacts	24.50
PC3	PC-3 Switch, Lighted SPDT, 15 AMP Contacts	43.00



Back-Up Alarms, Electronic

Back-Up Alarms

WBUA107	Back-Up Alarm, 107dB, 12-24 VDC	58.00
WBUA97	Back-Up Alarm, 97dB, 12-24 VDC	48.00
WBUA112	Back-Up Alarm, 87-112dB, 12-24 VDC, Self-Adjusting	120.00
WBUA112C	Back-Up Alarm, 112 dB, 12-24 VDC	80.00



Safety Site™ & Emitters

Safety Site™, Super-LED® Traffic Control Light.

W20SSRK	5 Red Module Kit, Includes Carrying Bag	516.00
W20SS	Red Module, Each	97.00

Traffic Advisor™ Series & Accessories
All Models include Control Head for Light Array (Unless Specified), Programmable Flash Patterns Standard on TACTL5, allows for Remote Activation of the "Flash Pattern" and End Lamp Enable/Disable Feature.

Traffic Advisor™, TAC8 Super-LED®, 2" High x 2.64" Deep "C" Style Housing x 47.75" Length, Control Head Included

TAC815	Eight Lamp Super-LED® Traffic Advisor™, with 15' Cable	825.00
--------	--	--------




	TAC830	Eight Lamp Super-LED® Traffic Advisor™, with 30' Cable	909.00
	TAC850	Eight Lamp Super-LED® Traffic Advisor™, with 50' Cable	1015.00
Dominator™ Traffic Advisor™, TIR3™ Super-LED® Low Profile, Control Head Optional, 1.74" High x 2.17" Deep Housing, Three Super-LED®s Per Panel.			
	TAD6	Six Lamp TIR3™ Super-LED® Traffic Advisor™, 23.36" Long, Less Control Head	558.00
	TAD8	Eight Lamp TIR3™ Super-LED® Traffic Advisor™, 30.36" Long, Less Control Head	697.00
††	TAD8**	Eight Lamp TIR3™ Super-LED® Traffic Advisor™ with Two End Flashing LEDs, Amber, 30.36" Long, Less Control Head	708.00
Dominator™ Plus Traffic Advisor™, LINZ6™ Super-LED® Low Profile, Control Head Optional, 1.74" High x 2.17" Deep Housing, Six Super-LED®s Per Panel.			
	TADP6	Six Lamp LINZ6™ Super-LED® Traffic Advisor™, 23.26" Long, Less Control Head	958.00
	TADP8	Eight Lamp LINZ6™ Super-LED® Traffic Advisor™, 30.36" Long, Less Control Head	1249.00
††	TADP8**	Eight Lamp, Six Lamp LINZ6™ Super-LED® Traffic Advisor™ with Two End Flashing LEDs, Amber, 30.36" Long, Less Control Head	1265.00
††	TADP8FT	Eight Lamp LINZ6™ Super-LED® Traffic Advisor™, 37.37" Long, Includes Rear Deck Mounting for 2013-2019 Ford Police Interceptor Sedan	1286.00
Traffic Advisor™, TIR3™, Super-LED®, 1.74" High x 2.17" Deep Housing, Three Super-LED®s Per Panel.			
	TAM63	Six Lamp TIR3™ Super-LED® Traffic Advisor™, 23.26" Long	734.00
	TAM83	Eight Lamp TIR3™ Super-LED® Traffic Advisor™, 30.36" Long	896.00
††	TAM83**	Eight Lamp TIR3™ Super-LED® Traffic Advisor™, 30.36" Long, with Two End Flashing LEDs, Amber	906.00
Traffic Advisor™, LINZ6™, Super-LED®, 1.74" High x 2.17" Deep Housing, Six LED's Per Panel.			
	TAZ66	Six Lamp LINZ6™ Super-LED® Traffic Advisor™, 23.26" Long	1101.00
	TAZ86	Eight Lamp LINZ6™ Super-LED® Traffic Advisor™, 30.36" Long	1404.00
††	TAZ86**	Eight Lamp, Six Lamp LINZ6™ Super-LED® Traffic Advisor™ with Two End Flashing Super-LED®s, Amber, 30.36" Long	1419.00
Traffic Advisor™, 5mm LED Low Profile, 2.84" High x 2.25" Deep "C" Style Housing. Now with Waterproof Connectors Standard.			
	TAL65	Six Lamp LED Traffic Advisor™, 36" Long	870.00
	TAL85	Eight Lamp LED Traffic Advisor™, 46.82" Long	1040.00
Traffic Advisor™, Front Load, Super-LED®, 2.35" High x 2.38" Deep Housing.			
	TANF85	Eight Lamp Linear-LED® Traffic Advisor™, 45.12" Long	1197.00
††	TANF85**	Six Lamp Linear-LED® Traffic Advisor™ with Two End Flashing Super-LED®s, Amber, 45.12" Long	1210.00
	TANF65	Six Lamp Linear-LED® Traffic Advisor™, 37" Long	1024.00
	TACF85	Eight Lamp CON3™ Super-LED® Traffic Advisor™, 45.12" Long	971.00
††	TACF85**	Eight Lamp CON3™ Super-LED® Traffic Advisor™ with 2 End Flashers, Amber, 45.12" Long	982.00
	TANBKT1	Mounting Bracket, for top of Vehicle (Horizontal) Mounting	23.50
Traffic Advisor™, Front Load, DUO™ Super-LED®, 2.35" High x 2.38" Deep Housing, No Control Head Required.			
	TADF6	Six DUO™ Color Linear Super-LED® Traffic Advisor™, Requires No Special Control Head, 37" Long	1671.00
	TADF8	Eight DUO™ Color Linear Super-LED® Traffic Advisor™, Requires No Special Control Head, 45.12" Long	1791.00
	TDP\$\$\$00	Six or Eight DUO™ Super-LED® Modules, No Charge when Ordered with DUO Traffic Advisor, Replace Symbol \$\$\$ with Number of Warning LED Colors, Order Red/Blue/Amber.	
Traffic Advisor™, TIR6™ Super-LED® Low Profile, 2.84" High x 2.25" Deep Housing, Six Super-LED®s Per Panel. Now with Waterproof Connectors Standard.			
	TAM65	Six Lamp Super-LED® Traffic Advisor™, 36" Long	1210.00
	TAM85	Eight Lamp Super-LED® Traffic Advisor™, 46.82" Long	1498.00
††	TAM85**	Six Lamp Super-LED® Traffic Advisor™ with Two End Flashing Super-LED®s, Amber, 46.82" Long	1508.00
Traffic Advisor™, Straight Style Super-LED®			
	TA45B72	700 Series, Eight Lamp, Includes TACTL5, 72"	1999.00
	TA4437M	500 Series, Eight Lamp Traffic Advisor™, TIR6™ Super-LED®s, Rectangular Aluminum Housing, Two Piece, 21 7/8", with 15' Cable	1379.00
	TA4437M1	500 Series, Eight Lamp Traffic Advisor™, TIR6™ Super-LED®s, Rectangular Aluminum Housing, Two Piece, 21 7/8" Long, with 30' Cable	1490.00
	TA4437M2	500 Series, Eight Lamp Traffic Advisor™, TIR6™ Super-LED®s, Rectangular Aluminum Housing, Two Piece, 21 7/8" Long, with 50' Cable	1640.00
Traffic Advisor™, Arrow Head Style, Includes TACTL6 Control Head Unless Noted.			
††	TA166AL5	600 Series, 16 LED Lamps, One Piece	4515.00
Traffic Advisor™, Front Load, Arrow Head Style, Linear™ Super-LED®, 3.5" Deep x 46" Long, Includes TACTL6			
††	TA165NF1	Sixteen Lamp, 23" High with 25' Cable	2279.00
††	TA165NF2	Sixteen Lamp 23" High with 50' Cable	2525.00
††	TA125NF1	Twelve Lamp 15" High with 25' Cable	2177.00
††	TA125NF2	Twelve Lamp 15" High with 50' Cable	2400.00
Traffic Advisor™ Accessories			
	TACTL5	Control Head Only, Programmable for 6 or 8 Lamp Halogen or LED Traffic Advisor™. Includes Auxiliary On/Off Switch	420.00
	TACTL6	Control Head Only, Programmable for 16 Lamp Halogen or LED Traffic Advisor™. Includes Auxiliary On/Off Switch. Meets Federal Standards	420.00
	TADCTL1	TAD/TADP Series Control Head Only	136.00



Traffic Advisor

All models are 12 Volt D.C. only unless otherwise noted above. For other voltages contact factory.
 * Replace symbol in model number with letter indicating lens color or LED color desired: A = Amber; C = Clear/White
 # Replace symbol in model number with letter indicating SPLIT lens or LED color desired: F = Amber/Clear or White;
 † (to be discontinued, check availability) †† NCNR (special order, non-cancelable, non-returnable, check availability)
 †! Indicate length desired: 5 foot, 6 foot, 7 foot or 8 foot \$ Indicates Lower Price

↓  - NCNR (special order, non-cancelable, non-returnable, check availability). See "Made-To-Order" Statement on Table of Contents Page of this Price List.

MODEL	DESCRIPTION	LIST
TADSW1	On/Off Non-Lighted, SPDT 20 Amp Switch, for TADCTL1	16.50
TADSW2	On/Off/On Non-Lighted, SPDT 20 Amp Switch for TADCTL1	16.50
DELTAC5	Delete TACTL5 from 6 to 8 Light LED or Halogen Traffic Advisor™ - DEDUCT	100.00
DELTAC6	Delete TACTL6 from 16 Lamp LED or Halogen Traffic Advisor™ - DEDUCT	100.00
Traffic Advisor™ Substitute Cables , Replaces Standard Length Cables, Not for use in Sequence to Solid or Sequence On/Off Flash Patterns		
STA155	TA166AL5 - Substitute 55' Cable for Standard 51' Cable - ADD	85.00
STA235	TAL65/TAM65 - Substitute 35' Cable for Standard 15' Cable - ADD	109.00
STA245	TAL65/TAM65 - Substitute 45' Cable for Standard 15' Cable - ADD	159.00
STA255	TAL65/TAM65 - Substitute 55' Cable for Standard 15' Cable - ADD	209.00
STA335	TAL85/TAM85 - Substitute 35' Cable for Standard 15' Cable - ADD	109.00
STA345	TAL85/TAM85 - Substitute 45' Cable for Standard 15' Cable - ADD	159.00
STA355	TAL85/TAM85 - Substitute 55' Cable for Standard 15' Cable - ADD	209.00
STA445	TA45B72 - Substitute 45' Cable for Standard 35' Cable - ADD	59.00
STA455	TA45B72 - Substitute 55' Cable for Standard 35' Cable - ADD	109.00
STA535	TAM63/TAM83/TAZ66/TAZ86 - Substitute 35' Cable for Standard 15' Cable - ADD	119.00
STA545	TAM63/TAM83/TAZ66/TAZ86 - Substitute 45' Cable for Standard 15' Cable - ADD	179.00
STA555	TAM63/TAM83/TAZ66/TAZ86 - Substitute 55' Cable for Standard 15' Cable - ADD	239.00
STA635	TAD6/TAD8/TADP6/TADP8 - Substitute 35' Cable for Standard 15' Cable - ADD	69.00
STA735	TADF6/TADF8 - Substitute 35' Cable for Standard 15' Cable - ADD	129.00
STA745	TADF6/TADF8 - Substitute 45' Cable for Standard 15' Cable - ADD	189.00
STA755	TADF6/TADF8 - Substitute 55' Cable for Standard 15' Cable - ADD	259.00
STA835	TACF85/TANF65/TANF85 - Substitute 35' Cable for Standard 15' Cable - ADD	109.00
STA845	TACF85/TANF65/TANF85 - Substitute 45' Cable for Standard 15' Cable - ADD	159.00
STA855	TACF85/TANF65/TANF85 - Substitute 55' Cable for Standard 15' Cable - ADD	209.00
STA935	TACF85**/TANF85** - Substitute 35' Cable for Standard 15' Cable - ADD	109.00
STA945	TACF85**/TANF85** - Substitute 45' Cable for Standard 15' Cable - ADD	159.00
STA955	TACF85**/TANF85** - Substitute 55' Cable for Standard 15' Cable - ADD	209.00

Tracer™ Series

Tracer™ Series, Super-LED® Light Array, SOLO™, DUO™ or TRIO™ Versions Available in a 1 to 6 Lamp Unit. Lighthead and mounting ordered as Separate Line items.

TCRHS1	1 Lamp Housing and TCRL* SOLO™ Lighthead. "L" Bracket Mounting (2 Required) Purchased Separately	321.00
TCRHS2	2 Lamp Housing and TCRL* SOLO™ Lighthead. "L" Bracket Mounting (3 Required) Purchased Separately	478.00
TCRHS3	3 Lamp Housing and TCRL* SOLO™ Lighthead. "L" Bracket Mounting (4 Required) Purchased Separately	631.00
TCRHS4	4 Lamp Housing and TCRL* SOLO™ Lighthead. "L" Bracket Mounting (5 Required) Purchased Separately	776.00
TCRHS5	5 Lamp Housing and TCRL* SOLO™ Lighthead. "L" Bracket Mounting (6 Required) or Vehicle Specific Mounting Purchased Separately	938.00
TCRHS6	6 Lamp Housing and TCRL* SOLO™ Lighthead. "L" Bracket Mounting (7 Required) or Vehicle Specific Mounting Purchased Separately	1091.00
TCRL*	SOLO™ Lighthead, Red, Blue, Amber, or White. No Charge When Ordered with the Appropriate Housing	
TCRHD1	1 Lamp Housing and TCRL** DUO™ Lighthead. "L" Bracket Mounting (2 Required) Purchased Separately	367.00
TCRHD2	2 Lamp Housing and TCRL** DUO™ Lighthead. "L" Bracket Mounting (3 Required) Purchased Separately	570.00
TCRHD3	3 Lamp Housing and TCRL** DUO™ Lighthead. "L" Bracket Mounting (4 Required) Purchased Separately	767.00
TCRHD4	4 Lamp Housing and TCRL** DUO™ Lighthead. "L" Bracket Mounting (5 Required) Purchased Separately	958.00
TCRHD5	5 Lamp Housing and TCRL** DUO™ Lighthead. "L" Bracket Mounting (6 Required) or Vehicle Specific Mounting Purchased Separately	1163.00
TCRHD6	6 Lamp Housing and TCRL** DUO™ Lighthead. "L" Bracket Mounting (7 Required) or Vehicle Specific Mounting Purchased Separately	1359.00
TCRL**	DUO™ Lighthead, Red, Blue, Amber and/or White. No Charge When Ordered with the Appropriate Housing	
TCRHT1	1 Lamp Housing and TCRL*** TRIO™ Lighthead. "L" Bracket Mounting (2 Required) Purchased Separately	414.00
TCRHT2	2 Lamp Housing and TCRL*** TRIO™ Lighthead. "L" Bracket Mounting (3 Required) Purchased Separately	661.00
TCRHT3	3 Lamp Housing and TCRL*** TRIO™ Lighthead. "L" Bracket Mounting (4 Required) Purchased Separately	902.00



	TCRHT4	4 Lamp Housing and TCRL*** TRIO™ Lightheads. "L" Bracket Mounting (5 Required) Purchased Separately	1137.00
	TCRHT5	5 Lamp Housing and TCRL*** TRIO™ Lightheads. "L" Bracket Mounting (6 Required) or Vehicle Specific Mounting Purchased Separately	1387.00
	TCRHT6	6 Lamp Housing and TCRL*** TRIO™ Lightheads. "L" Bracket Mounting (7 Required) or Vehicle Specific Mounting Purchased Separately	1627.00
	TCRLRBC	TRIO™ Lighthead, Red/Blue/White. No Charge When Ordered with the Appropriate Housing	
Options for Tracer™ Series, All SUVs and Pick Up Trucks must have Factory Running Boards.			
	TCRB42	2015-2018 Dodge Ram 1500 Crew Cab and Dodge Ram 1500 Classic Crew Cab, 2019, Running Board Mounting Kit, for 6 Lamp Tracer™, Each	48.00
	TCRB45A	2015-2019 Chevy Silverado 1500 Crew Cab, Running Board Mounting Kit, for 6 Lamp Tracer™, Each	75.00
	TCRB45	2009-2019 Chevy Tahoe Running Board Mounting Kit, for 5 Lamp Tracer™, Each	48.00
	TCRB47	2015-2019 Ford F-150 SuperCrew, 2017-2019 Ford F-250/F-350 Crew Cab and 2018-2019 Ford Expedition SSV, Running Board Mounting Kit, for 6 Lamp Tracer™, Each	85.00
††	TCRB39	† 2015-2016 Ford F-250/F-350 Crew Cab, Running Board Mounting Kit, for 6 Lamp Tracer™, Each	39.00
	TCRLBKT	1 "L" Bracket and Hardware, See Tracer™ Description for Quantity Required	10.50
	TCRLBKT1	1 Single Mounting Bracket and Hardware for Front or Rear Mounting of the Tracer™ Series Under a Lightbar. See Tracer Description for Quantity Required. NOTE: Tracer length will Depend on Lightbar Length and Placement of Mounting Feet. Not for Use with Low Profile Mounting Feet.	10.50
	TCRLBKT2	1 Dual Mounting Bracket and Hardware for Front and Rear Mounting of the Tracer™ Series Under a Lightbar. See Tracer Description for Quantity Required. NOTE: Tracer Length will Depend on Lightbar Length and Placement of Mounting Feet. Not for Use with Low Profile Mounting Feet.	10.50



Century™ Series Mini Lightbars

Century™ Series LED Mini Lightbars with Aluminum Base with Color Outer Dome, Unless Specified

	MC11P*	11", Permanent Mount, Amber	369.00
	MC11M*	11", Magnetic Mount, Amber	394.00
	MC11SA	11", Stud Mount, Amber	361.00
	MC16P*	16", Permanent Mount, Amber	403.00
	MC16M*	16", Magnetic Mount, Amber	455.00
	MC16V*	16", Magnetic/Suction Mount, Amber	450.00
	MC16S*	16", Stud Mount, Amber	412.00
	MC16PF	16", Permanent Mount, Driver Side Amber, Passenger Side White with Clear Dome	403.00
	MC16MF	16", Magnetic Mount, Driver Side Amber, Passenger Side White with Clear Dome	441.00
	MC16VF	16", Magnetic/Suction Mount, Driver Side Amber, Passenger Side White with Clear Dome	434.00
	MC16SF	16", Stud Mount, Driver Side Amber, Passenger Side White with Clear Dome	402.00
	MC23P*	23", Permanent Mount, Amber	567.00
	MC23M*	23", Magnetic Mount, Amber	607.00
	MC23V*	23", Magnetic/Suction Mount, Amber	612.00
	MC23S*	23", Stud Mount, Amber	592.00



Lightbars, Mini

Mini Legacy™, Super-LED® Series Lightbars

Mini Legacy™ GT9 Series Lightbars, 19.31" Long, Includes Four Linear Super-LED® Corner Modules

	GT9****P	Permanent Mount with 15' Cable, Amber	1386.00
	GT9****M	Magnetic Mount with Cigar Cord, Amber	1386.00
	GT9****V	Magnetic/Suction Mount with Cigar Cord, Amber	1488.00
	GSDS*	One Short Super-LED® Single Color, Amber	83.00
	GTTS	Two Short Super-LED® Take-Down Lights, For Permanent Mount Only	148.00
	GTA	Two Super-LED® Alley Lights, For Permanent Mount Only	148.00
	GT TSA	Two Short Super-LED® Take-Down and Alley Lights, For Permanent Mount Only	285.00



Mini Liberty™ II SOLO™, Super-LED® Series Lightbars

Mini Liberty™ II IT9 Series Lightbars, 19.31" Long, Includes Four Linear Super-LED® Corner Modules

	IT9****P	Permanent Mount with 15' Cable, Amber	1219.00
	IT9****M	Magnetic Mount with Cigar Cord, Amber	1219.00
	IT9****V	Magnetic/Suction Mount with Cigar Cord, Amber	1321.00
	IWDS*	One Single Color Short 3 Super-LED® Lighthead, Amber	120.00
	ITTS	Two Short Super-LED® Take-Down Lights, For Permanent Mount Only	148.00
	ITA	Two Super-LED® Alley Lights, For Permanent Mount Only	148.00
	IT TSA	Two Short Super-LED® Take-Down and Alley Lights, For Permanent Mount Only	285.00



All models are 12 Volt D.C. only unless otherwise noted above. For other voltages contact factory.

* Replace symbol in model number with letter indicating lens color or LED color desired: A = Amber; C = Clear/White

Replace symbol in model number with letter indicating SPLIT lens or LED color desired: F = Amber/Clear or White;

† (to be discontinued, check availability) †† NCNR (special order, non-cancelable, non-returnable, check availability)

! Indicate length desired: 5 foot, 6 foot, 7 foot or 8 foot \$ Indicates Lower Price

↓ †† - NCNR (special order, non-cancelable, non-returnable, check availability). See "Made-To-Order" Statement on Table of Contents Page of this Price List.

MODEL DESCRIPTION LIST

Responder® LP Series Mini Lightbars
Low Profile, Super-LED®. For Multiple Color Lightbars with Clear Outer Dome, Replace " * " with an "S" and use Lighting Package R1\$\$\$00 for R1 Models and R2\$\$\$00 for R2 Models. Replace Symbol "S" with the Number of Color LED Lightheads Required (Maximum of Six). Order of Color is Red, Blue and Amber.

Responder® LP Series Lightbars, Polycarbonate Base, with Color Outer Dome Standard on Single Color Models.

R1LPP*	Six CON3™ Super-LED® Modules, Permanent Mount, Amber	491.00
R1LPPF	Six CON3™ Super-LED® Modules, Permanent Mount, Driver Side Amber & Passenger Side White with Clear Dome	491.00
R1LPM*	Six CON3™ Super-LED® Modules, Magnetic Mount, Amber	516.00
R1LPMF	Six CON3™ Super-LED® Modules, Magnetic Mount, Driver Side Amber & Passenger Side White with Clear Dome	516.00
R1LPV*	Six CON3™ Super-LED® Modules, Magnetic/Suction Mount, Amber	539.00
R1LPVF	Six CON3™ Super-LED® Modules, Magnetic/Suction Mount, Driver Side Amber & Passenger Side White with Clear Dome	539.00
R2LPP*	Six LIN6™ Super-LED® Modules, Permanent Mount, Amber	636.00
R2LPM*	Six LIN6™ Super-LED® Modules, Magnetic Mount, Amber	659.00
R2LPV*	Six LIN6™ Super-LED® Modules, Magnetic/Suction Mount, Amber	682.00



Responder® LP Series Lightbars, Aluminum Base, with Color Outer Dome Standard on Single Color Models.

R2LPHP*	Six LIN6™ Super-LED® Modules, Permanent Mount, Amber	710.00
R2LPHM*	Six LIN6™ Super-LED® Modules, Magnetic Mount, Amber	734.00
R2LPHV*	Six LIN6™ Super-LED® Modules, Magnetic/Suction Mount, Amber	755.00
†† R2LPPA4	Six LIN6™ Super-LED® Modules, Permanent Mount, Amber, 24 VDC	636.00
†† R2LPPMA4	Six LIN6™ Super-LED® Modules, Magnetic Mount, Amber, 24 VDC	659.00

Responder® LP DUO™ Series Lightbars, Polycarbonate Base, with Clear Outer Dome.

†† RDLPPAB	Six DUO™ Amber/Blue Super-LED® Modules, Permanent Mount	1132.00
------------	---	---------

Options for Multi-Color Responder® LP Series, Replace \$ with Number of Color LEDs Required (Maximum Six Modules). Order of colors is Red, Blue, Amber, For White Contact Factory For Pricing.

R1\$\$\$00	Six CON3™ Super-LED® Modules, Insert Color, No Charge When Ordered with R1 Split Color Models	
R2\$\$\$00	Six LIN6™ Super-LED® Modules, Insert Color, No Charge When Ordered with R2 Split Color Models	

Responder® HD Series Mini Lightbars

Heavy-Duty Rotating and Super-LED®.

Responder® HD Series Lightbars

R10HDP*	Six Super-LED® Modules, Amber, Permanent Mount	1281.00
R10HDM*	Six Super-LED® Modules, Amber, Magnetic Mount	1306.00
R10HDV*	Six Super-LED® Modules, Amber, Magnetic/Suction Cup Mount	1329.00
RDXMM90	90 lb. Pull Magnetic Mount Kit with Cord & Plug	51.00
INSTLRDX	Installation of RDXMM90 on Permanent Mount RHD Series	14.00



Mini Edge® Freedom® IV DYAD™ Series Lightbars

Mini Edge® Freedom® IV Super-LED® Series Lightbars, 21.5" Long (Unless Specified), Includes Four Corner Linear-LED® Modules. First and Second ** for Driver Side Front and Passenger Side Rear and Third and Fourth **** for Driver Side Rear and Passenger Side Front. Clear Outer Domes with Clear Dividers. Multiple Flash Patterns with Passenger Side Cable Exit, Specify LED Color Placement at Time of Order.**

F4M****P	Permanent Mount, Amber and/or White	1485.00
F4M****M	Magnetic Mount, Amber and/or White	1485.00
F4B****P	23.29" Long, with Center Section, Permanent Mount, Amber, Blue, Red and/or White	1689.00
F4M*0*0F	Two Front Corner Facing Linear-LED®s, Permanent Mount, Amber and/or White	1012.00



Options for Mini Edge® Freedom® IV Super-LED® Series Lightbars, Up to Two Front and Two Rear Inboard Modules. Take Down and Alleys for Permanent Mount Only

F4DL*	One Single Color Long 12 Super-LED® Lighthead, Amber, Blue, Red or White	237.00
F4MA3	Two 3-LED Super-LED® Alley Lights, Includes Harnesses	169.00
F4MA6	Two 6-LED Super-LED® Alley Lights, Includes Harnesses	223.00
F4MTL6	Two 6-LED Super-LED® Long Take Down Lights, Includes Harnesses	223.00
F4MTATL3	Two 3-LED Super-LED® Alley Lights and Two 6-LED Super-LED® Long Take Down Lights, Includes Harnesses	323.00
F4MTATL6	Two 6-LED Super-LED® Alley Lights and Two 6-LED Super-LED® Long Take Down Lights, Includes Harnesses	375.00
F4MEND*	Color End Dome, For 21.5" Lightbar, When Purchased with a Lightbar, Add Each	29.00
F4MEND#	Color End Dome, For 21.5" Lightbar, with Clear Alley Window, When Purchased with a Lightbar, Add Each	29.00

Lightbars, Mini

Mini Freedom® IV Rota-Beam™ Series Lightbars

Mini Freedom® IV Rota-Beam™ Super-LED® Series Lightbars, 23.29" Long, First and Second **** for Driver Side Front and Passenger Side Rear and Third and Forth **** for Driver Side Rear and Passenger Side Front. Clear Outer Domes with Clear Dividers. Multiple Flash Patterns with Passenger Side Cable Exit

R4B****P	Amber	2965.00
R4B*0*0P	Front Facing, Amber	2132.00

Mini Freedom® IV Rota-Beam™ Series Lightbars, Options

F4RB*	One Super-LED® Rota-Beam™ Module, Amber or White, for Inboard Front or Rear	416.00
F4RDL*	One Single Color Long 12 Super-LED® DYAD™ Lighthouse, Amber or White	237.00
R4BFLASH	Flasher for Front or Rear F4D*s, Purchased Separately. Up to Two per Bar. Each Front or Rear Flasher Controls up to Two Lights, for a Total of Four	104.00
R4BA3	Two 3-LED Super-LED® Alley Lights, Includes Harnesses	169.00
R4BA6	Two 6-LED Super-LED® Alley Lights, Includes Harnesses	223.00
F4RWA*	One Single Color Short 6 Super-LED® DYAD™ Lighthouse, Warning for Alley Light Position, Amber or White	167.00
R4BTL6	Two 6-LED Super-LED® Long Take Down Lights, Includes Harnesses	223.00
R4BEND*	Color End Dome for 23.29" Lightbar with Center Section Only, When Purchased with a Lightbar, Add Each	29.00
R4BEND#	Color End Dome with Clear Alley Window, for 23.29" Lightbar with Center Section Only, When Purchased with a Lightbar, Add Each	29.00



Mini Justice® Series

Mini Justice® JY Series, Includes Four Linear6™ Corner Modules. Permanent Mount Models with 15' Cable.

MJY****P	Permanent Mount, Amber	881.00
MJY****M	Magnetic Mount, Amber	755.00
MJY****V	Magnetic/Suction Mount, Amber	800.00

Options for Mini Justice® Series, Take-Down and Alley Lights for Permanent Mount Models Only.

JDC*	One CON3™, Amber	104.00
JDH*	One LTR3™, Amber. Only for use with Take-Down Lights	104.00
MJTDALL1	Four LR11 Super-LED®s, Two Steady-Burn Take-Down and Two Steady-Burn Alley Lights with 15° Horizontal Adjustment. For Permanent Models Only	285.00



QuickFit, Bolt-On Mounting Platform Series

Black Powder Coated Aluminum Housing (For use with Whelen® Beacons, Responder® LP/HD's, Mini Century™, Mini Liberty™ II and Mini Legacy™. Mini Liberty™ II and Mini Legacy™ Require MK9S Mounting.)

QuickFit, Bolt-On Mounting Platform Series

QFFORD1	NEW Ford F-150 2015-2019 and F-250/F-350 Super Duty, 2017-2019	370.00
QFGM1	NEW Chevy Silverado 1500/2500/3500, 2016-2018	370.00
QFRAM1	NEW Dodge Ram 1500 2016-2018	370.00



Inner Edge® XLP, Extra Low Profile Series Lightbars

Interior Lightbar, Include Super-LED® Lighthoods and Mounting Hardware.

Inner Edge® XLP, Extra Low Profile Series Lightbars, 3-LED Upper Front Series, Low Current Switching, Includes Removable Lens for a Spot Pattern, Low Power, Scan-Lock™ Flash Patterns and Mounting Kit. Replace # with Number of Color LEDs Required. Order of colors is Red, Blue, Amber or White.

††	IX44UF5P	Dodge Durango 2013-2019, Five 3-LED Lamps, Upper Front Passenger Side Unit Only, with One LED Flashing/Take-Down	611.00
††	IX44UF6P	Dodge Durango 2013-2019, Six 3-LED Lamps, Upper Front Passenger Side Unit Only, (No Take-Down)	611.00
††	IX44UFZ	Dodge Durango 2013-2019, Ten 3-LED Lamps, Upper Front Two Piece Unit, Individual Driver and Passenger Side Units, with Two LED Flashing/Take-Downs	1057.00
††	IX44UFX	Dodge Durango 2013-2019, Twelve 3-LED Lamps, Upper Front Two Piece Unit, Individual Driver and Passenger Side Units (No Take-Downs)	1057.00
	IX42UF5P	Dodge Ram 1500 and Dodge Ram 1500 Classic, 2019, 2011-2018, Five 3-LED Lamps, Upper Front Passenger Side Unit Only, with One LED Flashing/Take-Down	611.00
	IX42UF6P	Dodge Ram 1500 and Dodge Ram 1500 Classic, 2019, 2011-2018, Six 3-LED Lamps, Upper Front Passenger Side Unit Only (No Take-Down)	611.00
	IX42UFZ	Dodge Ram 1500 and Dodge Ram 1500 Classic, 2019, 2011-2018, Ten 3-LED Lamps, Upper Front Two Piece Unit, Individual Driver and Passenger Side Units, with Two LED Flashing/Take-Downs	1057.00
	IX42UFX	Dodge Ram 1500, 2011-2018 and Dodge Ram 1500 Classic, 2019, Twelve 3-LED Lamps, Upper Front Two Piece Unit, Individual Driver and Passenger Side Units (No Take-Downs)	1057.00
	IX47UF5P	Ford F-150, 2015-2019, Ford F-250/F-350, 2017-2019, Five 3-LED Lamps, Upper Front Passenger Side Unit Only, with One LED Flashing/Take-Down	611.00
	IX47UF6P	Ford F-150, 2015-2019, Ford F-250/F-350, 2017-2019, Six 3-LED Lamps, Upper Front Passenger Side Unit Only (No Take-Down)	611.00
	IX47UFZ	Ford F-150, 2015-2019, Ford F-250/F-350, 2017-2019, Ten 3-LED Lamps, Upper Front Two Piece Unit, Individual Driver and Passenger Side Units, with Two LED Flashing/Take-Downs	1057.00

All models are 12 Volt D.C. only unless otherwise noted above. For other voltages contact factory.


* Replace symbol in model number with letter indicating lens color or LED color desired: A = Amber; C = Clear/White

Replace symbol in model number with letter indicating SPLIT lens or LED color desired: F = Amber/Clear or White;

† (to be discontinued, check availability) †† NCNR (special order, non-cancelable, non-returnable, check availability)

! Indicate length desired: 5 foot, 6 foot, 7 foot or 8 foot \$ Indicates Lower Price

Lightbars

↓  - NCNR (special order, non-cancelable, non-returnable, check availability). See "Made-To-Order" Statement on Table of Contents Page of this Price List.

MODEL	DESCRIPTION	LIST
IX47UFX	Ford F-150, 2015-2019, Ford F-250/F-350, 2017-2019, Twelve 3-LED Lamps, Upper Front Two Piece Unit, Individual Driver and Passenger Side Units (No Take-Downs)	1057.00
IX39UF5P	Ford F-250/F-350, 2012-2016, Five 3-LED Lamps, Upper Front Passenger Side Unit Only, with One LED Flashing/Take-Down	611.00
IX39UF6P	Ford F-250/F-350, 2012-2016, Six 3-LED Lamps, Upper Front Passenger Side Unit Only (No Take-Downs)	611.00
IX39UFZ	Ford F-250/F-350, 2012-2016, Ten 3-LED Lamps, Upper Front Two Piece Unit, Individual Driver and Passenger Side Units, with Two LED Flashing/Take-Down	1057.00
IX39UFX	Ford F-250/F-350, 2012-2016, Twelve 3-LED Lamps, Upper Front Two Piece Unit, Individual Driver and Passenger Side Units (No Take-Downs)	1057.00
IX48UF5P	NEW Ford Expedition, 2018-2019, Five 3-LED Lamps, Upper Front Passenger Side Unit Only, with One LED Flashing/Take-Down	611.00
IX48UF6P	NEW Ford Expedition, 2018-2019, Six 3-LED Lamps, Upper Front Passenger Side Unit (No Take-Down)	611.00
IX48UFZ	NEW Ford Expedition, 2018-2019, Ten 3-LED Lamps, Upper Front Unit, Two Piece, Individual Driver and Passenger Side Units, with Two LED Flashing/Take-Downs	1057.00
IX48UFX	NEW Ford Expedition, 2018-2019, Twelve 3-LED Lamps, Upper Front Unit, Two Piece, Individual Driver and Passenger Side Units (No Take-Downs)	1057.00
IXD\$\$\$0	Extra Low Profile 3-LED Lamps. Replace \$ with Number of each Color of LED Lighthouse, No Charge When Ordered with Extra Low-Profile Inner Edge®, Driver Side	
IXP\$\$\$0	Extra Low Profile 3-LED Lamps. Replace \$ with Number of each Color of LED Lighthouse, No Charge When Ordered with Extra Low-Profile Inner Edge®, Passenger Side	

Inner Edge® XLP WeCan® DUO+™, Extra Low Profile Series Lightbars, 6-LED Upper Front Series, Low Current Switching, Low Power, Scan-Lock™ Flash Patterns and Mounting Kit. Replace \$ with Number of DUO+™ Color LEDs Required, White is the Default Second Color. Order of colors is Red/White, Blue/White or Amber/White.

IW45UF6P	Chevy Tahoe/Suburban, 2015-2019, Chevy Silverado-1500/2500/3500, 2014-2018, Six 6-LED DUO™ Lamps, Upper Front Passenger Side Unit Only	1008.00
IW45UFX	Chevy Tahoe/Suburban, 2015-2019, Chevy Silverado-1500/2500/3500, 2014-2018, Twelve 6-LED DUO™ Lamps, Upper Front Unit, Two Piece, Individual Driver and Passenger Side Units	1804.00
IW44UFX	Dodge Durango 2013-2019, Twelve 6-LED DUO™ Lamps, Upper Front Two Piece Unit, Individual Driver and Passenger Side Units	1804.00
IW42UF6P	Dodge Ram, 2011-2018 and Dodge Ram 1500 Classic, 2019, Six 6-LED DUO™ Lamps, Upper Front Passenger Side Unit Only	1008.00
IW42UFX	Dodge Ram, 2011-2018 and Dodge Ram 1500 Classic, 2019, Twelve 6-LED DUO™ Lamps, Upper Front Two Piece Unit, Individual Driver and Passenger Side Units	1804.00
IW47UF6P	Ford F-150, 2015-2019, Ford F-250/F-350, 2017-2019, Six 6-LED DUO™ Lamps, Upper Front Passenger Side Unit Only	1008.00
IW47UFX	Ford F-150, 2015-2019, Ford F-250/F-350, 2017-2019, Twelve 6-LED DUO™ Lamps, Upper Front Two Piece Unit, Individual Driver and Passenger Side Units	1804.00
IW39UF6P	Ford F-250/F-350, 2012-2016, Six 6-LED DUO™ Lamps, Upper Front Passenger Side Unit Only	1008.00
IW39UFX	Ford F-250/F-350, 2012-2016, Twelve 6-LED DUO™ Lamps, Upper Front Two Piece Unit, Individual Driver and Passenger Side Units	1804.00
IW48UF6P	NEW Ford Expedition, 2018-2019, Six 6-LED DUO™ Lamps, Upper Front Passenger Side Unit Only	1008.00
IW48UFX	NEW Ford Expedition, 2018-2019, Twelve 6-LED DUO™ Lamps, Upper Front Unit, Two Piece, Individual Driver and Passenger Side Units	1804.00
IWD\$\$\$00	Extra Low Profile 6-LED DUO™ Lamps, Replace \$ with Number of Each DUO™ Color lighthouse, No Charge When Ordered with Extra Low Profile DUO™ Inner Edge, Order of Colors is Red/White, Blue/White and Amber/White, Driver Side	
IWP\$\$\$00	Extra Low Profile 6-LED DUO™ Lamps, Replace \$ with Number of Each DUO™ Color lighthouse, No Charge When Ordered with Extra Low Profile DUO™ Inner Edge, Order of Colors is Red/White, Blue/White and Amber/White, Passenger Side	

Inner Edge® FST™ Series

Extra Low Profile Interior Lightbars, Includes Proclera® Silicone Optic Technology and Mounting Hardware.

Inner Edge® FST™ Low Current Switching SOLO™, Low Profile Series Lightbars, Upper Front Series with Proclera® Silicone Optics, Low Power, Scan-Lock™ Flash Patterns and Mounting Kit.

ISFL455	Chevy Tahoe/Suburban, 2017-2019, Chevy Silverado-1500/2500/3500, 2017-2018, Five Lamps, Upper Front Passenger Side Unit Only, with One LED Flashing/Take-Down	599.00
ISFL456	Chevy Tahoe/Suburban, 2017-2019, Chevy Silverado-1500/2500/3500, 2017-2018, Six Lamps, Upper Front Passenger Side Unit Only (No Take-Down)	599.00
ISFL45Z	Chevy Tahoe/Suburban, 2017-2019, Chevy Silverado-1500/2500/3500, 2017-2018, Ten Lamps, Upper Front Two Piece Unit, Individual Driver and Passenger Side Units, with Two LED Flashing/Take-Downs	1036.00
ISFL45X	Chevy Tahoe/Suburban, 2017-2019, Chevy Silverado-1500/2500/3500, 2017-2018, Twelve Lamps, Upper Front Two Piece Unit, Individual Driver and Passenger Side Units (No Take-Downs)	1036.00



ISFL444	NEW Dodge Durango, 2018-2019, Four Lamps, Upper Front Passenger Side Unit Only, with One LED Flashing/Take-Down	569.00
ISFL445	NEW Dodge Durango, 2018-2019, Five Lamps, Upper Front Passenger Side Unit Only (No Take-Down)	569.00
ISFL448	NEW Dodge Durango, 2018-2019, Eight Lamps, Upper Front Two Piece Unit, Individual Driver and Passenger Side Units, with Two LED Flashing/Take-Down (Ten Lights Total)	976.00
ISFL44Z	NEW Dodge Durango, 2018-2019, Ten Lamps, Upper Front Two Piece Unit, Individual Driver and Passenger Side Units (No Take-Downs) (Ten Lights Total)	976.00
ISFL425	Dodge Ram 1500, 2018 and Dodge Ram 1500 Classic, 2019, Five Lamps, Upper Front Passenger Side Unit Only, with One LED Flashing/Take-Down	599.00
ISFL426	Dodge Ram 1500, 2018 and Dodge Ram 1500 Classic, 2019, Six Lamps, Upper Front Passenger Side Unit Only (No Take-Down)	599.00
ISFL42Z	Dodge Ram 1500, 2018 and Dodge Ram 1500 Classic, 2019, Ten Lamps, Upper Front Two Piece Unit, Individual Driver and Passenger Side Units, with Two LED Flashing/Take-Downs	1036.00
ISFL42X	Dodge Ram 1500, 2018 and Dodge Ram 1500 Classic, 2019, Twelve Lamps, Upper Front Two Piece Unit, Individual Driver and Passenger Side Units (No Take-Downs)	1036.00
ISFL474	Ford F-150/F-250/F-350, 2017-2019, Four Lamps, Upper Front Passenger Side Unit Only, with One LED Flashing/Take-Down	569.00
ISFL475	Ford F-150/F-250/F-350, 2017-2019, Five Lamps, Upper Front Passenger Side Unit Only (No Take-Down)	569.00
ISFL478	Ford F-150/F-250/F-350, 2017-2019, Eight Lamps, Upper Front Two Piece Unit, Individual Driver and Passenger Side Units, with Two LED Flashing/Take-Downs (Ten Lights Total)	976.00
ISFL47Z	Ford F-150/F-250/F-350, 2017-2019, Ten Lamps, Upper Front Two Piece Unit, Individual Driver and Passenger Side Units (No Take-Downs) (Ten Lights Total)	976.00
ISFL485	Ford Expedition, 2018-2019, Five Lamps, Upper Front Passenger Side Unit Only, with One LED Flashing/Take-Down	599.00
ISFL486	Ford Expedition, 2018-2019, Six Lamps, Upper Front Passenger Side Unit Only (No Take-Down)	599.00
ISFL48Z	Ford Expedition, 2018-2019, Ten Lamps, Upper Front Two Piece Unit, Individual Driver and Passenger Side Units, with Two LED Flashing/Take-Downs	1036.00
ISFL48X	Ford Expedition, 2018-2019, Twelve Lamps, Upper Front Two Piece Unit, Individual Driver and Passenger Side Units (No Take-Downs)	1036.00


Inner Edge® FST™ WeCan®, SOLO™, DUO™ and TRIO™, Low Profile Series Lightbars, Upper Front Series with Proclera® Silicone Optics, Low Power, Scan-Lock™ Flash Patterns and Mounting Kit. (Additional Charge for DUO™ and TRIO™ Lighthead)

ISFW455	Chevy Tahoe/Suburban, 2017-2019, Chevy Silverado-1500/2500/3500, 2017-2018, Five Lamps, Upper Front Passenger Side Unit Only, with One LED Flashing/Take-Down	699.00
ISFW456	Chevy Tahoe/Suburban, 2017-2019, Chevy Silverado-1500/2500/3500, 2017-2018, Six Lamps, Upper Front Passenger Side Unit Only (No Take-Down)	699.00
ISFW45Z	Chevy Tahoe/Suburban, 2017-2019, Chevy Silverado-1500/2500/3500, 2017-2018, Ten Lamps, Upper Front Two Piece Unit, Individual Driver and Passenger Side Units, with Two LED Flashing/Take-Downs	1136.00
ISFW45X	Chevy Tahoe/Suburban, 2017-2019, Chevy Silverado-1500/2500/3500, 2017-2018, Twelve Lamps, Upper Front Two Piece Unit, Individual Driver and Passenger Side Units (No Take-Downs)	1136.00
ISFW444	NEW Dodge Durango, 2018-2019, Four Lamps, Upper Front Passenger Side Unit Only, with One LED Flashing/Take-Down	669.00
ISFW445	NEW Dodge Durango, 2018-2019, Five Lamps, Upper Front Passenger Side Unit Only (No Take-Down)	669.00
ISFW448	NEW Dodge Durango, 2018-2019, Eight Lamps, Upper Front Two Piece Unit, Individual Driver and Passenger Side Units, with Two LED Flashing/Take-Down (Ten Lights Total)	1106.00
ISFW44Z	NEW Dodge Durango, 2018-2019, Ten Lamps, Upper Front Two Piece Unit, Individual Driver and Passenger Side Units (No Take-Downs) (Ten Lights Total)	1106.00
ISFW425	Dodge Ram 1500, 2018 and Dodge Ram 1500 Classic, 2019, Five Lamps, Upper Front Passenger Side Unit Only, with One LED Flashing/Take-Down	699.00
ISFW426	Dodge Ram 1500, 2018 and Dodge Ram 1500 Classic, 2019, Six Lamps, Upper Front Passenger Side Unit Only (No Take-Down)	699.00
ISFW42Z	Dodge Ram 1500, 2018 and Dodge Ram 1500 Classic, 2019, Ten Lamps, Upper Front Two Piece Unit, Individual Driver and Passenger Side Units, with Two LED Flashing/Take-Downs	1136.00
ISFW42X	Dodge Ram 1500, 2018 and Dodge Ram 1500 Classic, 2019, Twelve Lamps, Upper Front Two Piece Unit, Individual Driver and Passenger Side Units (No Take-Downs)	1136.00
ISFW474	Ford F-150/F-250/F-350, 2017-2019, Four Lamps, Upper Front Passenger Side Unit Only, with One LED Flashing/Take-Down	669.00
ISFW475	Ford F-150/F-250/F-350, 2017-2019, Five Lamps, Upper Front Passenger Side Unit Only (No Take-Down)	669.00
ISFW478	Ford F-150/F-250/F-350, 2017-2019, Eight Lamps, Upper Front Two Piece Unit, Individual Driver and Passenger Side Units, with Two LED Flashing/Take-Downs (Ten Lights Total)	1106.00
ISFW47Z	Ford F-150/F-250/F-350, 2017-2019, Ten Lamps, Upper Front Two Piece Unit, Individual Driver and Passenger Side Units (No Take-Downs) (Ten Lights Total)	1106.00
ISFW485	Ford Expedition, 2018-2019, Five Lamps, Upper Front Passenger Side Unit Only, with One LED Flashing/Take-Down	699.00
ISFW486	Ford Expedition, 2018-2019, Six Lamps, Upper Front Passenger Side Unit Only (No Take-Down)	699.00
ISFW48Z	Ford Expedition, 2018-2019, Ten Lamps, Upper Front Two Piece Unit, Individual Driver and Passenger Side Units, with Two LED Flashing/Take-Downs	1136.00



Lightbars

All models are 12 Volt D.C. only unless otherwise noted above. For other voltages contact factory.
 * Replace symbol in model number with letter indicating lens color or LED color desired: A = Amber; C = Clear/White
 # Replace symbol in model number with letter indicating SPLIT lens or LED color desired: F = Amber/Clear or White;
 † (to be discontinued, check availability) ‡ NCNR (special order, non-cancelable, non-returnable, check availability)
 † Indicate length desired: 5 foot, 6 foot, 7 foot or 8 foot \$ Indicates Lower Price

↓  - NCNR (special order, non-cancelable, non-returnable, check availability). See "Made-To-Order" Statement on Table of Contents Page of this Price List.

MODEL	DESCRIPTION	LIST
ISFW48X	Ford Expedition, 2018-2019, Twelve Lamps, Upper Front Two Piece Unit, Individual Driver and Passenger Side Units (No Take-Downs)	1136.00
ISS*	One SOLO™ Lighthead for FST™ and RST™ Series, No Charge When Ordered with Inner Edge® Tray	
ISTRCA	One TRIO™ Lighthead, Red/White/Amber, For WeCan® Series Only, Price Available When Ordered with Inner Edge® Tray	96.00
ISTBCA	One TRIO™ Lighthead, Blue/White/Amber, For WeCan® Series Only, Price Available When Ordered with Inner Edge® Tray	96.00
DELWCCP	Delete WeCan® Control Point (DEDUCT)	39.00

Inner Edge® RST™ Series

Inner Edge® RST™ Series, Rear Facing Super-LED® Lightbars with Proclera® Silicone Optics, Eight, Ten or Twelve Lamp Arrays in SOLO™, DUO™ or TRIO™ Technology. (Additional Charge for DUO™ and TRIO™ Lightheads)

ITRAYL8	8 Lamp Tray, Low Current, Choose 8 SOLO™ Lightheads and Vehicle Specific Housing and Mount	1019.00
ITRAYW8	8 Lamp Tray, WeCan®, Choose 8 SOLO™, DUO™ or TRIO™ Lightheads and Vehicle Specific Housing and Mount	1119.00
ISS*	One SOLO™ Lighthead for FST™ and RST™ Series, No Charge When Ordered with Inner Edge® Tray	
ISD#	One DUO™ Lighthead for FST™ and RST™, For WeCan® Series Only, Price Available When Ordered with Inner Edge® Tray	48.00
ISTRCA	One TRIO™ Lighthead, Red/White/Amber, For WeCan® Series Only, Price Available When Ordered with Inner Edge® Tray	96.00
ISTBCA	One TRIO™ Lighthead, Blue/White/Amber, For WeCan® Series Only, Price Available When Ordered with Inner Edge® Tray	96.00
IS458	Chevy Tahoe/Suburban, 2015-2019, Upper Rear Housing for Eight or Ten Modules, No Charge When Ordered with Inner Edge® Tray	
IS448	Dodge Durango, 2016-2019, Upper Rear Housing for Eight or Ten Modules, No Charge When Ordered with Inner Edge® Tray	
DELWCCP	Delete WeCan® Control Point (DEDUCT)	39.00

Inner Edge® RST™ Series for Trucks, Rear Facing Super-LED® Lightbars with Proclera® Silicone Optics, Eight, Ten or Twelve Lamp Arrays in SOLO™, DUO™ or TRIO™ Technology. (Additional charge for DUO™ and TRIO™ Lightheads) (Not for Use with Sliding Rear Windows)

ISRL10	NEW 10 Lamp Tray, Low Current, Choose 10 SOLO™ Lightheads and Vehicle Specific Mount, ISR Mounting Only	1121.00
ISRL12	NEW 12 Lamp Tray, Low Current, Choose 12 SOLO™ Lightheads and Vehicle Specific Mount, ISR Mounting Only	1325.00
ISS*	NEW One SOLO™ Lighthead for FST™ and RST™ Series, No Charge When Ordered with Inner Edge® Tray	
ISR45	NEW Chevy Silverado 1500, 2016-2018, Mounting Kit for use with ISRL* or ISRW* Lamp Trays (Not for Use with Sliding Rear Windows), No Charge When Ordered with Inner Edge® Tray	
ISR47	NEW F-150, 2015-2019 and F-250/350 2017-2019, Mounting Kit for use with ISRL* or ISRW* Lamp Trays (Not for Use with Sliding Rear Windows), No Charge When Ordered with Inner Edge® Tray	

Outer Edge® Series Lightbars

Outer Edge® Rear Facing Upper Exterior Mount, ION™ Super-LED® Low Current, Standard with Traffic Advisor™ Patterns.

OELS45	Six Lamp Warning, Two Piece, For Chevy Tahoe 2015-2019, Requires Six SOLO™ OEION* Lightheads	1069.00
OEION*	SOLO™ Lighthead, Six Required, No Charge when Ordered with Outer Edge®	



Outer Edge® Rear Facing Upper Exterior Mount, ION™ Super-LED®, Allows Individual Control of Each Lighthead Color. Requires Remote Flasher, CenCom Carbide™, CanTrol® or REMOTE16 Module, Purchased Separately.

OEWS45	Six Lamp, Two Piece, For Chevy Tahoe 2015-2019, Requires Six SOLO™ OEION* Lightheads	1019.00
OEION*	SOLO™ Lighthead, for OEWS Series Only, Six Required, No Charge when Ordered with Outer Edge®	
OEWD45	Six Lamp, Two Piece, For Chevy Tahoe 2015-2019, Requires Six DUO™ OEI2 Lightheads	1429.00
OEI2#	DUO™ Lighthead for OEWD Series Only, Six Required, No Charge when Ordered with Outer Edge®	

Outer Edge® Rear Pillar Exterior Mount, ION™ Super-LED® Low Current

RPLS45	Six Lamp, Two Piece, For Chevy Tahoe 2016-2019, Requires Six SOLO™ OEION* Lightheads	1469.00
--------	--	---------

Outer Edge® Rear Pillar Exterior Mount, ION™ Super-LED®, Allows Individual Control of Each Lighthead Color. Requires Remote Flasher, CenCom Carbide™, CanTrol® or REMOTE16 Module, Purchased Separately.

RPWS45	Six Lamp, Two Piece, For Chevy Tahoe 2016-2019, Requires Six SOLO™ OEION* Lightheads	1379.00
--------	--	---------

Freedom® IV DYAD™ Series Lightbars

Clear Outer Domes with Clear Dividers. Multiple Flash Patterns with Passenger Side Cable Exit (For Mounting Options. (For Mounting Options, See Optional Mounting Kits).

Edge® Freedom® IV F4W WeCan® Series Super-LED® Lightbars, Includes Four Corner Linear-LED® Modules with Independent Control of Each Level of Each Lighthouse

F4W4****	44.5", 4 Amber or White, Single or Two Color Over/Under Modules	1952.00
F4W8****	49.25", 4 Amber or White, Single or Two Color Over/Under Modules	1952.00
F4W2****	55", 4 Amber or White, Single or Two Color Over/Under Modules	1952.00
F4W0****	60", 4 Amber or White, Single or Two Color Over/Under Modules, Freight Surcharges May Apply	2430.00
F4W7****	72", 4 Amber or White, Single or Two Color Over/Under Modules, Freight Surcharges May Apply	2430.00

**Edge® Freedom® IV F4X Low Current Series Super-LED® Lightbars**, Includes Four Corner Linear-LED® Modules

F4X4****	44.5", 4 Amber or White, Single Color Modules	1844.00
F4X8****	49.25", 4 Amber or White, Single Color Modules	1844.00
F4X2****	55", 4 Amber and/or White, Single Color Modules	1844.00
F4X0****	60", 4 Amber or White, Single Color Modules, Freight Surcharges May Apply	2322.00
F4X7****	72", 4 Amber or White, Single Color Modules, Freight Surcharges May Apply	2322.00

Edge® Freedom® IV Series Options

F4DL*	One Single Color Long 12 Super-LED® DYAD™ Lighthouse, Amber or White	237.00
F4DS*	One Single Color Short 6 Super-LED® DYAD™ Lighthouse, Amber or White	167.00
F4DL#	One Two Color Long 12 Super-LED® DYAD™ Lighthouse, Amber and/or White, for F4W Series Only	237.00
F4DS#	One Two Color Short 6 Super-LED® DYAD™ Lighthouse, Amber and/or White, for F4W Series Only	167.00
F4A3	Two 3-LED Super-LED® Alley Lights	156.00
F4A6	Two 6-LED Super-LED® Alley Lights	223.00
F4WA*	One Single Color Short 6 Super-LED® DYAD™ Lighthouse, Warning for Alley Light Position, Amber or White	167.00
F4RWA#	One Single Short 6 Super-LED® Lighthouse, Amber, Blue, Red with White Alley light, for F4W Series Only	167.00
F4TL6	Two 6-LED Super-LED® Long Take Down Lights	223.00
F4TS6	Two 6-LED Super-LED® Short Take Down Lights	223.00
F4WBTT	Two LED Brake/Tail/Turn Lights for 44"-60" F4W Series Only	234.00
F4XBTT	Two LED Brake/Tail/Turn Lights for F4X Series Only, Includes External Harness	271.00
F4XTACBL	Traffic Advisor™ Internal and External Cables, Lighthouses Purchased Separately, When Purchased with Lightbar Only	259.00
F4XTACTL	Traffic Advisor™ Internal and External Cables and Control Head, Lighthouses Purchased Separately, When Purchased with Lightbar Only	568.00
DELWCCP	Delete WeCan® Control Point, F4W Series Only (DEDUCT)	39.00
WCC92SUB	Substitute WCC92 WeCan® Controller for WeCan® Control Point, When Purchased with F4W Series Only (Not for Use with Photocell Option)	167.00
F4DSCBL	Driver Side Cable Exit	65.00
FLBULK18	Bulk Package of 18 Freedom® IV's, In Place of Individually Boxed Lightbars - Deduct	60.00
PF_#F4#	Pioneer™ Lightbar Mount for Freedom® IV, Refer to Pioneer and Pioneer Plus™ Series Lightbar Mount for Models and Pricing	
F4WPHOTO	Photocell Option for Hi/Low Power, F4W Series Only, No Charge when Ordered with Lightbar (Not for Use with Smoked or Colored Lens or with WCC92/WCC92SUB)	
F4XPHOTO	Photocell Option for Hi/Low Power, F4X Series Only, No Charge when Ordered with Lightbar (Not for Use with Smoked or Colored Lens or with WCC92/WCC92SUB)	
F4CF*	Color Filter, Corner Module, Each	6.15
F4LF*	Color Filter, Long Module, Each	6.15
F4SF*	Color Filter, Short Module, Each	6.15
F42END*	Color End Dome for 44" or 55" Lightbar, When Purchased with a Lightbar, Add Each	29.00
F42END#	Color End Dome with Clear Alley Window, for 44" or 55" Lightbar, When Purchased with a Lightbar, Add Each	29.00
F48END*	Color End Dome for 49", 60", 70", 72", 76", 81", 92" and 98" Lightbar, When Purchased with a Lightbar, Add Each	29.00
F48END#	Color End Dome with Clear Alley Window, for 49", 60", 70", 72", 76", 81", 92" and 98" Lightbar, When Purchased with a Lightbar, Add Each	29.00
F41CNT*	Color Center Dome for One Light Center Section, When Purchased with a Lightbar, Add Each	14.00
F42CNT*	Color Center Dome for Two Light Center Section, When Purchased with a Lightbar, Add Each	14.00

Freedom® IV Rota-Beam™ Super-LED® Series Lightbars

Clear Outer Domes with Clear Dividers. Multiple Flash Patterns with Passenger Side Cable Exit (For Mounting Options, See Optional Mounting Kits).

Edge® Freedom® IV F4R Rota-Beam™ Series Super-LED® Lightbars, Includes Four Half Corner Super-LED® Beacons and Scan-Lock™ Flash Patterns.

F4R2****	55", 4 Amber and/or White, Single Color Modules	3121.00
F4R0****	60", 4 Amber and/or White, Single Color Modules	3423.00
F4R7****	72", 4 Amber and/or White, Single Color Modules	3423.00

**Edge® Freedom® IV Rota-Beam™ Series Options**

F4RB*	One Super-LED® Rota-Beam™ Module, Amber or White, for Inboard Front or Rear	416.00
-------	---	--------


All models are 12 Volt D.C. only unless otherwise noted above. For other voltages contact factory.

* Replace symbol in model number with letter indicating lens color or LED color desired: A = Amber; C = Clear/White

Replace symbol in model number with letter indicating SPLIT lens or LED color desired: F = Amber/Clear or White;

† (to be discontinued, check availability) ‡ NCNR (special order, non-cancelable, non-returnable, check availability)

! Indicate length desired: 5 foot, 6 foot, 7 foot or 8 foot \$ Indicates Lower Price

↓  - NCNR (special order, non-cancelable, non-returnable, check availability). See "Made-To-Order" Statement on Table of Contents Page of this Price List.

MODEL	DESCRIPTION	LIST
F4RDL*	One Single Long 12 Super-LED® Lighthouse, Amber or White	237.00
F4RDS*	One Single Short 6 Super-LED® Lighthouse, Amber or White	167.00
F4RA3	Two 3-LED Super-LED® Alley Lights	169.00
F4RA6	Two 6-LED Super-LED® Alley Lights	223.00
F4R6TL	Two 6-LED Super-LED® Long Take Down Lights	223.00
F4R3TS	Two 3-LED Super-LED® Short Take Down Lights	169.00
F4R6TS	Two 6-LED Super-LED® Short Take Down Lights	223.00
F4RFLASH	Flasher for Front or Rear F4RDS* and F4RDL*, purchased separately. Up to Two per Bar. Each Front or Rear Flasher Controls up to Four Lights, for a Total of Eight	104.00
F4RBTT	Two LED Brake/Tail/Turn Lights for F4R Rota-Beam™ Series only, Includes External Harness	271.00
FRDSCBL	Driver Side Cable Exit, for Lightbars up to 60" Long	65.00
F4RDSC72	Driver Side Cable Exit, for Lightbars 72" or Longer	65.00

Legacy® Super-LED® Series Lightbars

WeCan® with DUO+™, Diamond Optix™ and Multiple Flash Patterns. Clear Outer Lens with Passenger Side Cable Exit. For Mounting Options, Use MKLP Models located in the Optional Mounting Kits.

Legacy® GB WeCan® DUO+™ Color Series Super-LED®, Includes Four Extra High Intensity Corner Linear-LED® Modules with Independent Control of the Two Colors of Each Lighthouse.

GB4****	44", 4 Single Color Amber and/or White	2080.00
GB4###	44", 4 Two Color Amber and/or White	2080.00
GB8****	48", 4 Single Color Amber or White	2080.00
GB8###	48", 4 Two Color Amber and/or White	2080.00
GB2****	54", 4 Single Color Amber and/or White	2236.00
GB2###	54", 4 Two Color Amber and/or White	2236.00



Legacy® Series Options, Options not Available on all Models, Refer to WeCad™ Build-A-Bar Program for Lighthouse Placement.

GBDL*	One Single Color DUO+ Amber or White, Long Super-LED® Lighthouse	208.00
GBDL#	One Dual Color DUO+ Amber and/or White, Long Super-LED® Lighthouse	208.00
GBDS*	One Single Color DUO+ Amber or White, Short Super-LED® Lighthouse	121.00
GBDS#	One Dual Color DUO+ Amber and/or White, Short Super-LED® Lighthouse	121.00
GBTL	Two Long Super-LED® Take-Down Lights	233.00
GBTS	Two Short Super-LED® Take-Down Lights	131.00
GBA	Two Super-LED® Alley Lights	131.00
GBAW*	One Super-LED® DUO+™ Warning/Warning or Warning/Alley Light, Single Color	121.00
GBAW#	One Super-LED® DUO+™ Warning/Warning or Warning/Alley Light, Dual Color	121.00
GBCF*	Color Filter, Corner Module	6.15
GBLF*	Color Filter, Long Module	6.15
GBSF*	Color Filter, Short Module	6.15
WCC92SUB	Substitute WCC92 WeCan® Controller for WeCan Control Point, For Use with Legacy® Series Only (Not for Use with Photocell Option)	167.00
DELWCCP	Delete WeCan® Control Point (DEDUCT)	39.00
GSPHOTO	Photocell Option for Hi/Low Power, No Charge when Ordered with Lightbar (Not for Use with Smoked or Colored Lens or with WCC92/WCC92SUB)	

Legacy SOLO™ Super-LED® Series Lightbars

WeCan®, Diamond Optix™ and Multiple Flash Pattern. Clear outer Lens with Passenger Side Cable Exit. For Mounting options, Use MKLP Located in the Optional Mounting Kits

Legacy SOLO™ GS WeCan® Series Lightbars

GS4****	44" Single Color, Amber and/or White	1872.00
GS8****	48" Single Color, Amber and/or White	1872.00
GS2****	54" Single Color, Amber and/or White	2028.00



Legacy SOLO™ Series Options, Options not Available on all Models, Refer to WeCad™ Build-A-Bar Program for Lighthouse Placement

GSDL*	One Super-LED® Single Color Long Lighthouse, Amber or White	121.00
GSDS*	One Super-LED® Single Color Short Lighthouse, Amber or White	83.00
GBTL	Two Long Super-LED® Take-Down Lights	233.00
GBTS	Two Short Super-LED® Take-Down Lights	131.00
GBA	Two Super-LED® Alley Lights	131.00
GSAW*	One Super-LED® Single Color Short Lighthouse for Alley Position Only, Amber or White	93.00
GSTL*	One Super-LED® DUO Warning/Traffic Advisor™ Long Lighthouse, Warning Available in White	197.00
GSTS*	One Super-LED® DUO Warning/Traffic Advisor™ Short Lighthouse, Warning Available in White	115.00
GSBTAA	Two Super-LED® DUO™ Warning Modules with Brake/Tail/Turn Feature, Two Amber/Red, For GS Series Only	620.00
GSPHOTO	Photocell Option for Hi/Low Power, No Charge when Ordered with Lightbar (Not for Use with Smoked or Colored Lens or with WCC92/WCC92SUB)	
GBCF*	Color Filter, Corner Module	6.15
GBLF*	Color Filter, Long Module	6.15

WCC92SUB	Substitute WCC92 WeCan® Controller for WeCan Control Point, For Use with Legacy® Series Only (Not for Use with PhotoCell Option)	167.00
DELWCCP	Delete WeCan® Control Point (DEDUCT)	39.00

Liberty™ II Super-LED® Series Lightbars

Clear Outer Lens with Clear Dividers with Multiple Flash Patterns and Passenger Side Cable Exit. For Mounting Options, Use MKLP Located in the Optional Mounting Kits

Liberty™ II, SOLO™ IX & IG Low Current Series, Four Single Color Corner Modules. For use with Single Color Inboard Lighthouse Options Only.

IX4****	44" Single Color, Amber and/or White	1584.00
IX8****	48" Single Color, Amber and/or White	1584.00
IX2****	54" Single Color, Amber and/or White	1584.00

Liberty™ II, SOLO™ IW & IH WeCan® Series, Four Single Color Corner Modules, with Independent Control of each Lighthouse. For use with Single Color Inboard Lighthouse Options Only, except for a DUO+™ Rear Traffic Advisor™.

IW4****	44" Single Color, Amber and/or White	1691.00
IW8****	48" Single Color, Amber and/or White	1691.00
IW2****	54" Single Color, Amber and/or White	1691.00

Liberty™ II, SOLO™, IX, IG, IH and IW Series Options

IWDL*	One Single Color Long 6 Super-LED® Lighthouse, Amber or White	173.00
IWDS*	One Single Color Short 3 Super-LED® Lighthouse, Amber or White	120.00
IBDL#	One DUO+™ Color Interleaved Long Super-LED® Lighthouse, Amber and/or White, For use as a Rear DUO+™ Traffic Advisor™ IH and IW Series Only	310.00
IBDS#	One DUO+™ Color Interleaved Short 6 Super-LED® Lighthouse, Amber and/or White, For use as a Rear DUO+™ Traffic Advisor™ IH and IW Series Only	173.00
IHDC*	One Single Color 6-LED Double Reflector Lighthouse, Amber or White, for IG or IH Series Lightbar Only. Rear Center Mount Section Only	173.00
IJDC#	One DUO+™ Color Interleaved Double Reflector Lighthouse, Amber and/or White, for IH Series Lightbar Only. Rear Center Mount Option Only, for use as a DUO+ Traffic Advisor™	310.00
ITL12	Two Long 12 Super-LED® Take Down Lights	408.00
ITS6	Two Short 6 Super-LED® Take Down Lights	233.00
ITL3	Two Long 3 Super-LED® Take Down Lights with Proclera® Silicone Optics (Replaces Original ITL3 and ITL6)	131.00
ITS3	Two Short 3 Super-LED® Take Down Lights	131.00
IA3	Two 3 Super-LED® Alley Lights, with 15° Horizontal Adjustment	131.00
ICF*	Color Filter, for Corner Module Only	6.15
ILF*	Color Filter, Long Module	6.15
ISF*	Color Filter, Short Module	6.15
IWTACNTL	Traffic Advisor™, Internal and External Harness and TACTL5, Lighthouses purchased separately. When Purchased with Lightbar Only	568.00
IWBTTLED	Two LED Brake/Tail/Turn Lights, For WeCan® Series Only	190.00
IXBTTLED	Two LED Brake/Tail/Turn Lights, For IX Series Only	211.00
IWBTTAA	Two Super-LED® DUO™ Warning Modules with Brake/Tail/Turn Feature, Two Amber/Red, For IW/IH Series Only	620.00
IWTACBL	Traffic Advisor™, Internal and External Harness, for use with CCSRNTA, Lighthouses Purchased Separately. When Purchased with Lightbar Only	230.00
IWPHOTO	Photo Cell Option for Hi/Low Power, For IW Series Only, No Charge when Ordered with Lightbar (Not for Use with Smoked or Colored Lens or with WCC92/WCC92SUB)	
WCC92SUB	Substitute WCC92 WeCan® Controller for WeCan Control Point, For Use with Liberty™ II WeCan® Series Only (Not for Use with Photocell Option)	167.00

Liberty™ II, DUO+™ IB & IJ WeCan® Series and Options, Four High Intensity Corner Modules, with Independent Color Control of each Lighthouse.

IB4####	44" DUO+™ Color, Amber and/or White	2162.00
IB8####	48" DUO+™ Color, Amber and/or White	2162.00
IB2####	54" DUO+™ Color, Amber and/or White	2162.00
IBDL*	One Single Color Long 12 Super-LED® Lighthouse, Amber or White	310.00
IBDL#	One DUO+™ Color Interleaved Long Super-LED® Lighthouse, Amber and/or White	310.00
IBDS*	One Single Color Short 6 Super-LED® Lighthouse, Amber or White	173.00
IBDS#	One DUO+™ Color Interleaved Short 6 Super-LED® Lighthouse, Amber and/or White	173.00
ITL12	Two Long 12 Super-LED® Take Down Lights	408.00
ITS6	Two Short 6 Super-LED® Take Down Lights	233.00
ITS3	Two Short 3 Super-LED® Take Down Lights	131.00
IA3	Two 3 Super-LED® Alley Lights with 15° Horizontal Adjustment	131.00
ICF*	Color Filter, for Single Color Corner Module Only	6.15
ILF*	Color Filter, for Single Color Long Module Only	6.15
ISF*	Color Filter, for Single Color Short Module Only	6.15
IWBTTLED	Two LED Brake/Tail/Turn Lights, For WeCan® Series Only	190.00
WCC92SUB	Substitute WCC92 WeCan® Controller for WeCan® Control Point, When Purchased with Liberty™ WeCan® Series Only (Not for Use with Photocell Option)	167.00
IWPHOTO	Photo Cell Option for Hi/Low Power, No Charge when Ordered with Lightbar (Not for Use with Smoked or Colored Lens or with WCC92/WCC92SUB)	

All models are 12 Volt D.C. only unless otherwise noted above. For other voltages contact factory.


* Replace symbol in model number with letter indicating lens color or LED color desired: A = Amber; C = Clear/White

Replace symbol in model number with letter indicating SPLIT lens or LED color desired: F = Amber/Clear or White;

† (to be discontinued, check availability) †† NCNR (special order, non-cancelable, non-returnable, check availability)

! Indicate length desired: 5 foot, 6 foot, 7 foot or 8 foot \$ Indicates Lower Price

Lightbars

↓  - NCNR (special order, non-cancelable, non-returnable, check availability). See "Made-To-Order" Statement on Table of Contents Page of this Price List.

MODEL DESCRIPTION LIST

Cenator™ Super-LED® Series Lightbars
Clear Outer Lens Standard with Multiple Flash Patterns and Passenger Side Cable Exit. (For Mounting Options, See Optional Cenator™ Mounting Kits). (Formerly Ceridian™ Super-LED® Series Lightbars)

Cenator™ SOLO™ CV Standard Current Series Super-LED®, LIN6™

CV4****	NEW 42" Single Color, Red, Blue, Amber or White	1075.00
CV8****	NEW 48" Single Color, Red, Blue, Amber or White	1099.00
CV2****	NEW 54" Single Color, Red, Blue, Amber or White	1189.00



Cenator™ SOLO™ CX Standard Current Series Super-LED®, LIN6™

CX4****	NEW 42" Single Color, Red, Blue, Amber or White	1175.00
CX8****	NEW 48" Single Color, Red, Blue, Amber or White	1199.00
CX2****	NEW 54" Single Color, Red, Blue, Amber or White	1289.00

Cenator™ SOLO™ CY WeCan® Series Super-LED® LIN6™

CY4****	NEW 42" Single Color, Red, Blue, Amber or White	1175.00
CY8****	NEW 48" Single Color, Red, Blue, Amber or White	1199.00
CY2****	NEW 54" Single Color, Red, Blue, Amber or White	1289.00

Cenator™ DUO™ CB WeCan® Series Super-LED®, LIN6™

CB4####	NEW 42" DUO™ Color, Red, Blue, Amber and/or White	1275.00
CB8####	NEW 48" DUO™ Color, Red, Blue, Amber and/or White	1299.00
CB2####	NEW 54" DUO™ Color, Red, Blue, Amber and/or White	1389.00

Cenator™ SOLO™ CP WeCan® Series Super-LED®, LIN6™

CP4****	NEW 42" Single Color, Red, Blue, Amber or White	1275.00
CP8****	NEW 48" Single Color, Red, Blue, Amber or White	1299.00
CP2****	NEW 54" Single Color, Red, Blue, Amber or White	1389.00

Cenator™ DUO™ CJ WeCan® Series Super-LED®, LIN6™

CJ4####	NEW 42" DUO™ Color, Red, Blue, Amber and/or White	1375.00
CJ8####	NEW 48" DUO™ Color, Red, Blue, Amber and/or White	1399.00
CJ2####	NEW 54" DUO™ Color, Red, Blue, Amber and/or White	1489.00

Cenator™ Super-LED® Series Options

CTDA	NEW Two Super-LED® Take Downs, Two Work Lights or Two Alley lights, Maximum 4 Lamp Modules Total Per Bar	85.00
CFTD	NEW Two Super-LED® Flashing Take Downs for Standard Current Lightbars Up To 60" Long, For use in CV and CX Series Only	110.00
CDC*	NEW One Combination Linear/TIR LIR3™ Module, Red, Blue, Amber or White, Cannot be used with LIN6™ Lighthouse	99.00
CDL*	NEW One LIN6™ Lighthouse, Red, Blue, Amber or White, Cannot be used with LIN6™ Lighthouse	129.00
CDL#	NEW One DUO™ LIN6™ Lighthouse, Red/Amber, Blue/Amber, Red/White, Blue/White, Amber/White or Red/Blue, Cannot be Used with LIN6™ Lighthouse	189.00
CDLP*	NEW One LIN6™ Lighthouse, Red, Blue, Amber or White, Cannot be used with LIN6™ or LIR3™ Module	209.00
CDLP#	NEW One DUO™ LIN6™ Lighthouse, Red/Amber, Blue/Amber, Red/White, Blue/White, Amber/White or Red/Blue, Cannot be Used with LIN6™ or LIR3™ Module	289.00
CCFTR*	NEW Color Filter for LIN6™, LIN6+™ or LIR3™ Module, Red, Blue or Amber, Each	6.15
CSDSCBL	NEW Driver Side Cable Exit, Standard Current	65.00
CSWDSCBL	NEW Driver Side Cable Exit, SOLO™ WeCan® Series	65.00
CTACBL	NEW Traffic Advisor™ Includes Internal and External Harness, For Use with CenCom® with TA Driver Option, Lighthoods Purchased Separately. When Purchased with Lightbar Only	230.00
CTACNTL	NEW Traffic Advisor™ Includes Internal, External Harness and TACTL5, Lighthoods Purchased Separately. When Purchased with Lightbar Only	568.00
CPHOTO	NEW Photocell Option for WeCan® Models Only, No Charge when Ordered with WeCan® Lightbar, Not for use with Smoked Lens or WCC92/WCC92SUB	
CSWBTA8	NEW Two Super-LED® DUO™ Warning Modules with Brake/Tail/Turn Feature for 42"- 48" WeCan® Lightbars, Two Amber/Red, For use in CP and CJ Series Only	578.00
CSWBTA2	NEW Two Super-LED® DUO™ Warning Modules with Brake/Tail/Turn Feature for 54" - 60" WeCan® Lightbars, Two Amber/Red, For use in CP and CJ Series Only	578.00
WCC92SUB	NEW Substitute WCC92 WeCan® Controller for WeCan® Control Point, When Purchased with Cenator™ WeCan® Series Only (Not for Use with Photocell Option)	167.00

Justice® Super-LED® WeCan® Series Lightbars
Black Base with Clear Outer Lenses Standard with Multiple Flash Patterns and Passenger Side Cable Exit. (For Mounting Options, See Optional Mounting Kits).

Justice® JV WeCan® Series Super-LED®, Includes Four Corner Linear-LED® Modules with 9 Super-LED®s Per Module.

JV4****	44" 4 Amber and/or White	1472.00
JV8****	50.125" 4 Amber and/or White	1541.00
JV2****	56.25" 4 Amber and/or White	1616.00



Justice® JY WeCan® Series Super-LED®, Includes Four Corner Linear-LED® Modules with 6 Super-LED®s Per Module.

JY4****	44" 4 Amber and/or White	1360.00
JY8****	50.125" 4 Amber and/or White	1428.00

JY2****	56.25" 4 Amber and/or White	1503.00
Justice® WeCan® Series Options		
JDC*	One CON3™, Amber or White	104.00
JDH*	One LTR3™, for Use in Center Section Only, Amber	104.00
JDL*	One LIN6™, Amber or White	167.00
JDL#	One DUO™ LIN6™, Red/Amber or Blue/Amber, For use in Rear of Bar as a DUO™ Traffic Advisor™	176.00
JTLS1	Two LR11 Super-LED® Flashing Take-Down Lights with 15° Horizontal Adjustment	117.00
JALF1	Two LR11 Super-LED® Flashing Alley Lights with 15° Horizontal Adjustment	117.00
JDLF**	Two Amber Flashing LR11 Super-LED® Modules in Alley Light Positions, with 15° Horizontal Adjustment	230.00
JCTLS1	One LR11 Super-LED® Flashing Take-Down Light, for Single Center Section, with 15° Horizontal Adjustment	70.00
JCTLS12	Two LR11 Super-LED® Flashing Take-Down Lights, for Two Center Sections, with 15° Horizontal Adjustment	117.00
JCTLS1D	One Dual LR11 Super-LED® Flashing Take-Down Lights, for Single Center Section, with 15° Horizontal Adjustment	117.00
JTDLED1	One Super High Intensity LED Take-Down, for Center Section of a 50" Lightbar	116.00
JTDLED2	Two Super High Intensity LED Take-Down Lights	230.00
JWLLED2	Two Super High Intensity LED Work Lights	230.00
JXALF1L	Two Super-LED® External Alley Lights, for Standard End Section	309.00
JXALF**L	Two Amber Super-LED® Modules in External Alley Light Positions, for Standard End Section	259.00
JBTTLED	Two LED Brake/Turn/Tail Lights	195.00
JTA2W	Two Wire Control Traffic Advisor™, Standard Feature if Appropriate Number of Lighthoods are Purchased	
JTACNTL	Traffic Advisor™ Includes Internal, External Harness and TACTL5, Lighthoods Purchased Separately. When Purchased with Lightbar Only. For Use with CON3™ Center Module Only	568.00
JTACBL	Traffic Advisor™ Includes Internal and External Harness, for use with CCSRNTA2, Lighthoods Purchased Separately. When Purchased with Lightbar Only. For Use with CON3™ Center Module Only	230.00
WCC9SUB	Substitute WCC9 WeCan® Controller for WeCan® Electronic Control Point Module. When Purchased with WeCan® JV & JY Series Lightbars Only, ADD	167.00
DELWCCP	Delete WeCan Control Point, for use with JV and JY Series Only - DEDUCT	39.00
†† JDSCBL	Driver Side Cable Exit, in Place of Passenger Side	
JBULK18	Bulk Package of 18 Justice® Series Lightbars, In Place of Standard Individually Boxed Lightbars- DEDUCT	60.00

Justice® Super-LED® Competitor™ Series Lightbars

Black Base with Clear Outer Lenses Standard. Standard Current Switching with Scan-Lock™ Flash Patterns, Pattern Override Mode and Passenger Side Cable Exit. (For Mounting Options, See Optional Mounting Kits).

Justice® JC Competitor™ Series Super-LED®, Includes Four Corner Linear-LED® Modules with 9 Super-LED®s Per Module.

JC4****	44" 4 Amber and/or White	1133.00
JC8****	50.125" 4 Amber and/or White	1220.00
JC2****	56.25" 4 Amber and/or White	1305.00
JC0****	62.375" 4 Amber and/or White	1404.00

Justice® JE Competitor™ Series Super-LED®, Includes Four Corner Linear-LED® Modules with 6 Super-LED®s Per Module.

JE4****	44" 4 Amber and/or White	1020.00
JE8****	50.125" 4 Amber and/or White	1107.00
JE2****	56.25" 4 Amber and/or White	1191.00
JE0****	62.375" 4 Amber and/or White	1289.00

Justice® Competitor™ Series Options

JDC*	One CON3™, Amber or White	104.00
JDH*	One LTR3™, for Use in Center Section Only, Amber or White	104.00
JDL*	One LIN6™, Amber and/or White	167.00
JHALF1	Two LR11 Super-LED® Steady-Burn Alley Lights with 15° Horizontal Adjustment	183.00
JHCTAL1C	NEW One High Intensity Super-LED® Center-Mounted Steady-Burn Take-Down Light, for Single Center Section and Two LR11 Super-LED® Steady-Burn Alley Lights with 15° Horizontal Adjustment	263.00
JHTDLED1	NEW One High Intensity Super-LED® Center-Mounted Steady-Burn Take-Down Light, for Single Center Section	165.00
JHTLS2	Two LR11 Super-LED® Steady-Burn Take-Down Lights with 15° Horizontal Adjustment	183.00
JHCTLS1	Two LR11 Super-LED® Center-Mounted Steady-Burn Take-Down Lights with 15° Horizontal Adjustment for two center sections	183.00
JHCTLS1D	One Dual LR11 Super-LED® Take-Down Light, for Single Center Section, with 15° Horizontal Adjustment	183.00
JHTDALL1	Four LR11 Super-LED®s, Two Steady-Burn Take-Down and Two Steady-Burn Alley Lights with 15° Horizontal Adjustment	285.00
JHCTAL1	Four LR11 Super-LED®, Two Center-Mounted Steady-Burn Take-Down and Two Steady-Burn Alley Lights with 15° Horizontal Adjustment for two center sections	285.00
JHCTAL1D	Four LR11 Super-LED®, One Dual LR11 Center-Mounted Steady-Burn Take-Down Light, for Single Center Section and Two Steady-Burn Alley Lights with 15° Horizontal Adjustment	285.00



All models are 12 Volt D.C. only unless otherwise noted above. For other voltages contact factory.

* Replace symbol in model number with letter indicating lens color or LED color desired: A = Amber; C = Clear/White

Replace symbol in model number with letter indicating SPLIT lens or LED color desired: F = Amber/Clear or White;

† (to be discontinued, check availability) †† NCNR (special order, non-cancelable, non-returnable, check availability)

! Indicate length desired: 5 foot, 6 foot, 7 foot or 8 foot \$ Indicates Lower Price

Lightbars

↓ †† - NCNR (special order, non-cancelable, non-returnable, check availability). See "Made-To-Order" Statement on Table of Contents Page of this Price List.

MODEL	DESCRIPTION	LIST
JHFLASH	Flasher for Flashing Take-Down or Flashing Work Lights, Please Specify	117.00
JHBTTLED	Two LED Brake/Tail/Turn Lights	276.00
JTACNTL	Traffic Advisor™, Includes Internal and External Harness and TACTLD1, Lighthoods Purchased Separately. When Purchased with Lightbar Only. For Use with CON3™ Center Module Only	568.00
JTACBL	Traffic Advisor™ Internal and External Harness, for use with CCSRNTA2, Lighthoods Purchased Separately. When Purchased with Lightbar Only. For Use with CON3™ Center Module Only	230.00
†† JDSCBL	Driver Side Cable Exit, in Place of Passenger Side	
DELWCCP	Delete WeCan® Control Point, for use with Justice Competitor Series Plus Lightbars Only - DEDUCT	39.00
JBULK18	Bulk Package of 18 Justice® Series Lightbars, In Place of Standard Individually Boxed Lightbars- DEDUCT	60.00

Towman's™ Super-LED® Series Lightbars
Individual Control of Front and/or Rear Lighthoods. All Models Include 4 Corner Amber Linear-LED® Modules, LED Work Lights, LED Brake/Tail/Turn Lights.

Towman's™ Freedom® IV Series, Includes LED Brake/Tail/Turn and LED Work Lights

F40BAAAA	60" Long, Low Current, 3 Slide Bolt Mounting Brackets, Amber, and Eight Inboard Modules	4685.00
F4EDLA	One Single Color Long Economy DYAD™ Lighthouse, Amber	130.00

Towman's™ Liberty™ II WeCan® Series

IW0BAAAA	60" Long, 4 Slide Bolt Mounting Brackets, Amber, Four Corner and Six Inboard	3490.00
IWDL*	One Single Color Long 6 Super-LED® Lighthouse, Amber, Blue, Red or White	173.00
IWDS*	One Single Color Short 3 Super-LED® Lighthouse, Amber, Blue, Red or White	120.00

Towman's™ Justice® Competitor™ Series, Includes Brake/Turn/Tail and LED Work Lights Unless Specified.

JF0TAAAA	62.375" Long, 3 Slide Bolt Mounting Brackets, Amber	1552.00
JF0BAAAA	62.375" Long, 3 Slide Bolt Mounting Brackets, Amber and 6 CON3™ Amber	1828.00
JF0DAAAA	62.375" Long, 3 Slide Bolt Mounting Brackets, Amber with a Five CON3™ Traffic Advisor™, No Work Lights	2177.00
JF0FAAAA	62.375" Long, 3 Slide Bolt Mounting Brackets, Amber with 16 CON3™ Amber, No Work Lights	2196.00
JF01AAAA	62.375" Long, 2 "U" Mounting Brackets with Plug and Play Harness, Amber and 6 CON3™ Amber	1828.00
JF02AAAA	62.375" Long, 2 "U" Mounting Brackets with Plug and Play Harness, Amber and 6 CON3™ Amber, Includes Identification Light	1956.00
JDC*	One CON3™, Amber	104.00

Towman's™ Century™ Series

CW0BAAAA	60" Long, 3 Slide Bolts Mounting Brackets, Amber with 4 Amber Inboard Modules	1569.00
CDT6A	Optional, One Amber TIR6™ Inboard Module	71.00
CEDLXA	One Amber LIN12™ Super-LED®	159.00



Options, Mounting Kits

For Legacy®, Freedom® IV, Justice® & Liberty™ II Model/Year/Length, Available at Time of Lightbar Purchase ONLY. (For Mounting Kit Options and Replacement Strap & Mounting Kits. See Replacement Parts, Mounting Kits & Strap Kits).

Chevrolet, with Lightbar Purchase Only.

MKEZ95	Colorado / 2015-2019 / Legacy®, Liberty™ II and Freedom® IV 48"-50" or Justice 55"	79.00
MKEZ96	Suburban (Roof Rack Mount) / 2015-2019 / 55"-60"	79.00
†† MKEZ45	Silverado Pickup / 1999-2006 (2007 Classic) / 54"-56"	79.00
MKEZ91	† Silverado 1500 / GMC 1500 Pickup / 2014-2018 / 54"-56"	79.00
MKEZ93	Tahoe / 2015-2019 / 54"-56"	79.00

Chrysler, with Lightbar Purchase Only.

†† MKEA69	Charger Low Profile Adjustable / 2005-2010 / 43"-44"	105.00
MKEZ85	Durango / 2011-2019 / 48"-50"	79.00
†† MKEZ62	Durango / 2004-2012 / 48"-50"	79.00
†† MKAJ62	Durango, Adjustable Leveling Foot / 2004-2010 / 48"-50"	89.00
MKEZ79	† Ram 1500-3500 / 2010-2011 / 54"-56"	79.00
MKEZ86	Ram 1500 / 2012-2018 and Ram 1500 Classic / 2019 / 54"-56"	79.00

Ford, with Lightbar Purchase Only.

MKEZ89	Escape / 2013-2019 / 48"-50"	79.00
†† MKEZ38	Excursion, For Edge® Series / 2000-2006 / 55"-60"	79.00
†† MKEZ74	† Expedition (Low Profile Rack Mount) / 2007-2017 / 54"-56"	79.00
†† MKEZ60	† Expedition / 2003-2017 / 54"-56"	79.00
MKEZ98	Expedition (Roof Rack Mount) / 2018-2019 / Liberty™ II 54", Legacy® 54", Freedom® IV 55", Justice® 62"	79.00
MKAJ98	Expedition / 2018-2019 / 54"-56"	89.00
MKEZ94	F-150 / 2015-2019 / Liberty™ II 59", Freedom® IV 60", Justice® 62"	79.00
MKAJ94	F-150 / 2015-2019 / Liberty™ II 54", Legacy® 54", Freedom® IV 55" and Justice® 62"	89.00
MKEA94	F-150 / 2015-2019 / Original Liberty™ 54" (Not Liberty™ II) or Justice® 56"	105.00
†† MKEZ61L	F-150 / 2004-2014 / 54"-56"	79.00
†† MKEZ61	F-150 / 2004-2014 / 60"	79.00



	MKEZ94	F-250/F-350/F-450/F-550 Super Duty / 2017-2019 / Liberty™ II 59", Freedom® IV 60", Justice® 62"	79.00
	MKAJ94	F-250/F-350/F-450/F-550 Super Duty / 2017-2019 / Liberty™ II 54", Legacy® 54", Freedom® IV 55", Justice® 62"	89.00
††	MKEZ38	F-250/F-350/F-450/F-550 Super-Duty / 1999-2016 / 60", Edge® Only	79.00
††	MKEZ38L	F-250/F-350/F-450/F-550 Super-Duty / 1999-2016 / 54", Edge® Only	79.00
	MKEZ88	Fusion / 2013-2019 / 48"- 50"	79.00
	MKEZ76L	Police Interceptor Sedan / 2013-2019 / 48"-50"	79.00
Toyota, with Lightbar Purchase Only.			
	MKEZ97	Tacoma / 2016-2019 / 48"	79.00
Permanent Mount, with Lightbar Purchase Only.			
	MKEZ7	1-1/2" Permanent Mount / ALL	47.00
	MKAJ7	Adjustable Leveling Foot for 1-1/2" Permanent Mount / ALL	73.00
	MK8H	5" Permanent Mount (Cast Aluminum) / ALL / ALL	118.00
	MK9S	Slide Bolt Brackets for Flat Surface Mounting (2 ea.) 48"-55"	59.00
	MK20S	Slide Bolt Brackets for Flat Surface Mounting (3 ea.) 60+"	93.00
	MKEZ29	1-1/2" Mounting Foot with Strap Hardware (Straps Purchased Separately)	55.00
	MKEA29	Low Profile Adjustable Foot with Strap Hardware (Straps Sold Separately)	84.00
	MK7SS2	Stainless Steel Heavy Duty 10° Adjustable Permanent Mount Feet, Low	189.00
	MK7SS4	Stainless Steel Heavy Duty 10° Adjustable Permanent Mount Feet, High	215.00

Replacement Parts, Mounting Kits & Strap Kits

Replace # with the Vehicle # Listed Above.

Replacement Strap Kits & Mounting Kits

	RMKEZ#	Replacement Mounting Kit Includes Feet, Hardware & Straps of your Choice	161.00
	RMKEZ29	Replacement 1 1/2" Mounting Foot with Strap Hardware (Straps Purchased Separately)	95.00
	RMKEA29	Replacement MKEA29 Mounting Foot with Strap Hardware (Straps Purchased Separately)	118.00
	STPKT#	Straps & Bolts Only for Mounting Kit, For Use with MKEZ or MKAJ Only	95.00
	RMKEZ7	Replacement 1-1/2" Permanent Mounting Kit #7	95.00
	RMK9S	Replacement Slide Bolt Mounting Kit #9S (2 ea.)	95.00
	RMK20S	Replacement Slide Bolt Mounting Kit #20S (3 ea.)	128.00
	RMK8H	Replacement 5" Riser Mounting Kit #8H	134.00
	RMKAJ#	Replacement Adjustable Leveling Foot, Includes Feet, Hardware and Choice of Strap # 16, 52, 54, 62, 71 or 72	180.00
	NOTE	All straps are special ordered and NON-RETURNABLE. Some modification may be required by the end user to adapt these straps to fit exact vehicle roof line and door jamb positions. This list is intended as a GUIDE ONLY to assist in obtaining the closest strap for vehicle make and fit, and DOES NOT GUARANTEE an exact fit in every case.	

Options, Low Profile Mounting Kits

For Legacy® and Liberty II™ Series Lightbars Only

Chevrolet

	MKLP95	Colorado / 2015 - 2019 / 48"-50"	112.00
--	--------	----------------------------------	--------

Chrysler

	MKLP86	Ram 1500 / 2012-2018 and Ram 1500 Classic / 2019 / 54"-56"	112.00
--	--------	--	--------

Ford

††	MKLP38	F-250/F-350/F-450/F-550 Super Duty / 1999-2016 / 55"-60"	112.00
----	--------	--	--------

Toyota

	MKLP97	Tacoma / 2016-2019 / 48"	112.00
--	--------	--------------------------	--------



24 VDC Products

Refer to Series Section for Options. For other 24 VDC Models that are Not Listed Below, Contact Factory for Pricing and Availability.

Super-LED® Beacons, 24 VDC

††	L31H*F4	L31 Super-LED® Beacon, Class 1, High Dome, Amber, Flat Mount, Cast Base	599.00
††	L32L*F4	L32 Super-LED® Beacon, Class 1 in Amber, Low Dome, Amber, Flat Mount, Cast Base	398.00
††	L21H*P4	L21 Super-LED® Beacon, Class 1, High Dome, Amber or White, Perm/Pipe/"J" Hook Mount, Polycarbonate Base	343.00
††	L21L*P4	L21 Super-LED® Beacon, Class 1, Low Dome, Amber or White, Perm/Pipe/"J" Hook Mount, Polycarbonate Base	343.00
††	L22H*P4	L22 Super-LED® Beacon, Class 2 Amber, High Dome, Amber, Perm/Pipe/"J" Hook Mount, Polycarbonate Base	198.00
††	L22L*P4	L22 Super-LED® Beacon, Class 2 Amber, Low Dome, Amber, Perm/Pipe/"J" Hook Mount, Polycarbonate Base	198.00
††	L10LAP4	L10 Super-LED® Beacon, Class 1, Low Dome, Amber, Perm/Pipe Mount, Polycarbonate Base	164.00

Lighthoods, 24 VDC

††	0SU0EDCR	0S Series White Illumination Light, Clear Lens	40.00
††	20U0CDCR	4" Round, 2G Series, Compartment Light, Level 3 Intensity, Optional Mounting Kit Purchased Separately	138.00
††	3SU00FCR	3" Round Super-LED®, Flashing, White with Clear Lens	75.00

All models are 12 Volt D.C. only unless otherwise noted above. For other voltages contact factory.

* Replace symbol in model number with letter indicating lens color or LED color desired: A = Amber; C = Clear/White

Replace symbol in model number with letter indicating SPLIT lens or LED color desired: F = Amber/Clear or White;

† (to be discontinued, check availability) †† NCNR (special order, non-cancelable, non-returnable, check availability)

! Indicate length desired: 5 foot, 6 foot, 7 foot or 8 foot \$ Indicates Lower Price

Replacement Parts

↓ †† - NCNR (special order, non-cancelable, non-returnable, check availability). See "Made-To-Order" Statement on Table of Contents Page of this Price List.

MODEL	DESCRIPTION	LIST
†† 3SS00FAR	3" Round Super-LED®, Flashing, Amber with Amber Lens	75.00
†† 3SW00FRR	3" Round Super-LED®, Flashing, Red with Red Lens	75.00
†† 50S03ZAR	500 Series TIR6™ Super-LED®, Amber with Amber Lens	167.00
†† 7SU0ENZR	700 Series, Gradient Opti-Scenelight™, Surface Mount	309.00
†† 9SU0ENZR	900 Series, Gradient Opti-Scenelight™, Surface Mount, Includes Flange	546.00
†† 90BTT4	900 Series, 5mm Brake/Tail/Turn, 2 Flash Patterns	389.00
†† C9SL4	Scenelight, Includes Chrome Flange	546.00
†† IONSM*4	ION™ Series Surface Mount, Amber or White, Black Housing	150.00
†† WIONSM*4	ION™ Series, Wide Angle Surface Mount, Amber or White, Black Housing	150.00
†† WIONSC*4	ION™ Series, Wide Angle Surface Mount, Amber or White, Chrome Housing	200.00
†† LINZ6*24	† LINZ6 Series Super-LED® Lighthouse, Amber or White, with Clear Lens	169.00
†† M2*24	M2 Series Super-LED® Lighthouse with Scan-Lock™ Flash Patterns, Amber or White, with Color Lens	174.00
†† M2W*24	M2 Series Super-LED®, Warning, Wide Angle, Amber or White, with Color Lens	174.00
†† M2W*C24	M2 Series Super-LED®, Warning, Wide Angle, Amber or White, with Clear Lens	174.00
†† M4*24	M4 Series Super-LED® Lighthouse with Scan-Lock™ Flash Patterns, Amber or White, with Color Lens	188.00
†† M6*24	M6 Series Super-LED® Lighthouse with Scan-Lock™ Flash Patterns, Amber, with Color Lens	229.00
†† M6*C24	M6 Series Super-LED® with Scan-Lock™ Flash Patterns, Amber, with Clear Lens	229.00
†† M6V2*4	M6 Super-LED® V-Series™, Combination 180° Warning and Perimeter Light, Scan-Lock™ Flash Patterns with Color Outer Lens over the Warning Light. Optional Mounting Flanges Purchased Separately	601.00
†† M6BTT24	M6 Series Brake/Tail/Turn, Red Lens	167.00
†† M6BUW24	M6 Series Back-Up, Clear Lens	223.00
†† M6ZC24	M6 Series Super-LED® Gradient Scene Light	386.00
†† M6T24	M6 Series Amber Turn Signal, Sequential Arrow, Amber Lens	145.00
†† M7*24	M7 Series Super-LED® with Scan-Lock™ Flash Patterns, Amber or White, with Color Lens	229.00
†† M7ZC24	M7 Series Super-LED® Gradient Scenelight	229.00
†† M9*24	M9 Series Super-LED® Lighthouse with Scan-Lock™ Flash Patterns, Amber or White, with Color Lens	343.00
†† M9V2*4C	M9 Super-LED® V-Series™, Combination 180° Warning and Scene Light, Scan-Lock™ Flash Patterns with Color Outer Lens over the Warning Light, Includes Chrome-Plated Flange	903.00
†† M9V2*4B	M9 Super-LED® V-Series™, Combination 180° Warning and Scene Light, Scan-Lock™ Flash Patterns with Color Outer Lens over the Warning Light, Includes Black Flange	895.00
†† MCRNS*4	Micron™ Series Super-LED® with Scan-Lock™ Flash Patterns, Amber or White, Black Flange	129.00
†† NP6B4W	Pioneer™ Nano Work/Scene Lights, 6-LED, with Bail Mount, White	260.00
†† NP6B4B	Pioneer™ Nano Work/Scene Lights, 6-LED, with Bail Mount, Black	260.00
†† MPB4B	Micro Pioneer™ Super-LED® Work Light, Bail/Stud Mount, Black Housing	421.00
†† MPB4W	Micro Pioneer™ Super-LED® Work Light, Bail/Stud Mount, White Housing	421.00
†† MPP4W	Micro Pioneer™ Super-LED® Work Light, Low Profile Pedestal/Swivel Mount, White Housing	579.00
†† MPR4W	Micro Pioneer™ Super-LED® Work Light, Straight Recessed Mount, White Housing	516.00
†† PELCB4	Perimeter Enhancement Light, White Super-LED®, Black Housing	210.00
†† PELCC4	Perimeter Enhancement Light, White Super-LED®, Chrome Housing	210.00
†† PFBP12C4	PAR-36 Round 12-Super-LED® Flood Light, With Pedestal/Swivel Mount and an On/Off Switch, Chrome Rear Cover	453.00
†† P46HHS4	PAR-46, Super-LED® Hand Held Spotlight, Includes Cigar Cord, On/Off Switch and Magnet	486.00
†† VTX609*4	Vertex™, Omni Directional Lighthouse, Amber or White, 9' Cable	119.00
†† PSCOMPH4	NEW Strip-Lite™ Plus Series, Compartment Light, High Intensity	138.00
Responder® LP Series Lightbars, Aluminum Base, 24 VDC		
†† R2LPPA4	Six LIN6™ Super-LED® Modules, Permanent Mount, Amber, 24 VDC	636.00
†† R2LPMA4	Six LIN6™ Super-LED® Modules, Magnetic Mount, Amber, 24 VDC	659.00
Mini Edge® Freedom® IV Series Lightbars, 24 VDC		
†† F4M1111P	Permanent Mount, Amber	1485.00
†† F4DLA4	One Single Color Long 12 Super-LED® Lighthouse, Amber	237.00
Liberty™II, SOLO™, 24 VDC, IX Series and Options, Low Current		
†† IX4****4	44" Four Single Color Corner Modules, Amber and/or White	1584.00
†† IX8****4	48" Four Single Color Corner Modules, Amber and/or White	1584.00
†† IX2****4	54" Four Single Color Corner Modules, Amber and/or White	1584.00
†† IWDL*4	One Single Color Long 6 Super-LED® Lighthouse, Amber or White	173.00
†† IWDS*4	One Single Color Short 6 Super-LED® Lighthouse, Amber or White	120.00
†† ITL124	Two Long 12 Super-LED® Take Down Lights	408.00
†† ITS64	Two Short 6 Super-LED® Take Down Lights	233.00
†† IA34	Two Short 6 Super-LED® Alley Lights with 15° Horizontal Adjustment	131.00

Replacement Parts, Lens Kits

Lens kit worksheets are available from your local distributor or your authorized managing sales representative.

Edge® Classic, 94 & 96 Series, Lens Kits

††	LENSKIT1	Lens Kit for Classic Edge® Lightbar	283.00
††	LENSKIT2	Lens Kit for Classic Edge® Lightbar	377.00
††	LENSKIT3	Lens Kit for Classic Edge® Lightbar	377.00

Edge® 9M Series, Lens Kits

††	9MLENKT1	Lens Kit for Edge® 9M Series Lightbar	283.00
††	9MLENKT2	Lens Kit for Edge® 9M Series Lightbar	377.00
††	9MLENKT3	Lens Kit for Edge® 9M Series Lightbar	377.00

Edge® Ultra 9U & Freedom Series, Lens Kits

††	9ULENKT1	Lens Kit for Edge® Freedom® Series Lightbar	283.00
††	9ULENKT2	Lens Kit for Edge® Freedom® Series Lightbar	377.00
††	9ULENKT3	Lens Kit for Edge® Freedom® Series Lightbar	377.00

Patriot & Liberty Series Lens Kit

††	9LLENKT3	Lens Kit for LFL Liberty™ Series Lightbar	295.00
----	----------	---	--------

Liberty™ Series Lens Kits, Not for use with 500 Series Alleys

††	SLENKT1	Lens Kit for Liberty™ Series Lightbars for use with LR11 Alley Lights	283.00
††	SLENKT2	Lens Kit for Liberty™ Series Lightbars for use with LR11 Alley Lights	377.00
††	SLENKT3	Lens Kit for Liberty™ Series Lightbars for use with LR11 Alley Lights	377.00

Liberty™ Series Lens Kits, Includes Two LR11 Alley Lights

††	SLENLRK1	Lens Kit for Liberty™ Lightbar, Includes Two LR11 Alley Lights	409.00
††	SLENLRK2	Lens Kit for Liberty™ Lightbar, Includes Two LR11 Alley Lights	503.00
††	SLENLRK3	Lens Kit for Liberty™ Lightbar, Includes Two LR11 Alley Lights	503.00

Replacement Parts, Bulbs For Whelen Lights**Halogen Bulbs, 12 Volts, Unless Specified, Snap-In, Bulb Only.**

††	H27DSN28	27 Watt, 24 Volt, Stop/Tail/Turn	61.00
††	H35DSN12	35 Watt Halogen Dual Filament for Interior Light Only	69.00
††	H35SN24	35 Watt, 24 Volt (Yellow Dot)	61.00

Halogen Bulbs, 12 Volts, H-1

††	H55H112	55 Watts, For Delta™ Rotators, Guardian™ Models G1 and G2 Series	48.00
----	---------	--	-------

Halogen Bulbs, 12 Volts, Unless Specified, Twist-Lock, Includes Twist-Lock Adapter & Snap-In Bulb.

††	H35HSC12	35 Watt Halogen Bulb for 810 Scene Light	75.00
††	H35ASC24	35 Watt Halogen Bulb for 24 Volt 810 Scene Light	75.00
††	H35DTL12	35 Watt Halogen Bulb, 3 Position Connector for Interior Light Only, Dual Filament	99.00

Strobe Tubes

††	UNI	Universal Flash Tube (Replaces S406, S600, Z360)	142.00
††	4ELTUBE	400 Series Linear Strobe Tube/Reflector Assembly	162.00
††	4ECTUBE	4E Series Combination Rear Strobe w/Halogen Lamp Reflector Assembly	243.00
††	500LTUBE	500 Series Linear Strobe Tube/Reflector Assembly	202.00
††	58L4TUBE	508E Series Linear Strobe Tube/Reflector Assembly, 4 Screw Lens Design	313.00
††	81L4TUBE	810E Series Linear Strobe Tube/Reflector Assembly, 4 Screw Lens Design	313.00
††	6ELTUBE	600/6E Series Linear Strobe Tube/Reflector Assembly	215.00
††	7ELTUBE	700/7E Series Linear Strobe Tube/Reflector Assembly	215.00
††	7ECTUBE	7E Series Combination Rear Strobe w/Halogen Lamp Reflector Assembly	243.00
††	80DTUBE	800D/1200D Series Helix 1-1/2 Turn, 3 Pin Plug-In Base Strobe Tube, Each	140.00
††	80TUBE	800C/1200C Series Helix 1-1/2 Turn Strobe Tube with black reflector 1200C Series, 800C Series, FHEAD / GHEAD / XHEAD Series	140.00
††	900STUBE	900 Series Non-Linear Strobe Tube/Reflector Assembly	227.00
††	9UTUBE	Edge® 9M/Ultra Corner Tube/Reflector	162.00
††	LFLTUBE	Edge® LFL Corner Tube/Reflector	162.00
††	DIRECTIO	Large Directional Strobe Tube with Reflector (MN200S Style) 9000FF Series, 9000FM, 9801 Series, 9804 Series, 9806 Series, AdvantEdge®+Plus™ Series	192.00
††	FT10A	3-Pin "U" Strobe Tube, Plug-in, VP410 Series, VP415 Series, 2004, 2012, 2015	74.00
††	FT1510	Linear Tube for 1510 Series	69.00
††	FT20A	3-Pin Helix 1-1/2 turn Strobe Tube, Plug-in, VP420 Series, VP422 Series, 2022, G5 & G7 Series	83.00
††	FT25	Flash Tube, 2500 Series Beacons	83.00
††	M469	1 1/2 Turn Helix Strobe Tube with Reflective Base, V-Head	142.00
††	REPTSSTR	Twin Side Beam™ Dual Strobe Reflector Assembly	251.00
††	SSTUBE	Super Strobe® Helix 1-1/2 turn Strobe Tube and Polished Reflector, DOT6H, S360C/S360D/S360S Series, SS361, SS363, SS364	140.00
††	TURBOASY	Linear Strobe/Reflector Module for "Classic" Edge® and Edge+Plus™	162.00
††	S30HAC	Clear Strobe Tube Only (Less Cable), Flange Mount	139.00
††	S30HAA	Amber Strobe Tube Only (Less Cable), Flange Mount	162.00
††	S30HACD	Clear Strobe Tube Only (Less Cable), Flange Mount, Deutsch® Waterproof Connector	153.00
††	S30HAAD	Amber Strobe Tube Only (Less Cable), Flange Mount, Deutsch® Waterproof Connector	182.00

DOT3® Systems with Deutsch® Waterproof Connectors

††	REPDIRDWD	DOT3® 100 Series Rear Strobe Assembly, Replaces Old Style AMP W.P., (P/N 02-0341827-00C)	221.00
----	-----------	--	--------

All models are 12 Volt D.C. only unless otherwise noted above. For other voltages contact factory.

* Replace symbol in model number with letter indicating lens color or LED color desired: A = Amber; C = Clear/White

Replace symbol in model number with letter indicating SPLIT lens or LED color desired: F = Amber/Clear or White;

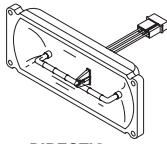
† (to be discontinued, check availability) †† NCNR (special order, non-cancelable, non-returnable, check availability)

! Indicate length desired: 5 foot, 6 foot, 7 foot or 8 foot \$ Indicates Lower Price

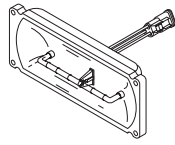
↓ †† - NCNR (special order, non-cancelable, non-returnable, check availability). See "Made-To-Order" Statement on Table of Contents Page of this Price List.

MODEL	DESCRIPTION	LIST
†† REPSTTWD	DOT3® 100/200 Series Brake/Tail/Turn Bulb Assembly, Replaces Old Style AMP W.P., (P/N 34-0061856-00C)	89.00
†† DIRECTWD	DOT3® 100 Series Rear Strobe Assembly with Deutsch® Waterproof Connector	207.00
DOT3® Systems with AMP® Waterproof Connectors		
†† H35TL12W	DOT3® 100/200 Series Back-up Light Assembly	111.00
†† REPDIRWA	DOT3® 100 Series Rear Strobe Assembly	215.00
Snap-In Bulbs		
†† H20SN12	20 Watt (Green Dot) , TA836 Series, TA870A Series, TA837 Series, TA1652H Series, TA1664H Series, BLTA, 97 Edge® Bar Series/All Dual Halogen Models, SSNF™ Series Halogen Lighthoods	37.00
†† H27SN12	27 Watt (Red Dot), 508 Series, 64 Back Series, 810 Series, 830 Scenelight, AdvantEdge®+Plus™ & Super AdvantEdge®+Plus™ Lightbars, Towman®s™ Lightbars, Edge®+Plus™, B-Link™ Bar Full Size Halogen Modules, Dash-Miser™ Halogen Models	37.00
†† H35SN12	35 Watt (White Dot), 4000 Motor/Reflector Assembly/Brushless, 52 Series, DOT3® Systems, Edge® California Steady-Burn, RDX Series	37.00
†† H35HSN12	35 Watt, Horizontal Filament (Gold Dot), GH Series, 64 Series, 73 Series, 97 Scenelight, 5000 Super AdvantEdge®+Plus™	37.00
†† H50SN12	50 Watt, Horizontal Filament (Blue Dot), 97 Series Scenelight, 9E Series, 7E Series (Flashing Only)	37.00
†† H50ASN12	50 Watt, Halogen Bulb for RB6P, RB6D, B6R and Centurion™ Lightbars	37.00
†† H60SN12	60 Watt, 7E Series, 9E Series, RB6T Series	37.00
†† STOPSN12	Brake/Tail/Turn Light, DOT3® Systems (Incandescent Globe Style)	37.00
Bi-Pin Halogen Bulbs		
†† H20W12V	20 Watt, TA4000A, TA9000A Series, TA9000D	19.00
†† H27W12V	27 Watt, 9000 Series Alley Light (Full Size), 9000FM Work Light, CR12/212 Series, GRLHAL, TS200H, TS200C	19.00
†† H35W12V	35 Watt, 4000 Series Motor/Reflector Assembly with Brushes, Val-U-Bar™ Series Motor/Reflector Assembly with Brushes	19.00
†† H50W12V	50 Watt	19.00
Linear Snap-In Flash Tubes		
†† TURBO5	Linear Strobe Tube only for 900, 97 & 9E Linear, and 81E Linear. Snap-In with Stiff Trigger Lead 4.75" Long	84.00
†† TURBO64	Linear Strobe Turbo Tube for 64 Series, Snap-in 6" long, 508 Series Linear, 1997 Edge® Bars, Super AdvantEdge®+Plus™, TA864S	84.00
Twist-Lock Halogen & Strobe Bulbs		
†† S30TL	Twist-Lock Helix 1-1/2 Turn Strobe Tube, 52 Series Twist-Lock, 56 Series Twist-Lock, 64 Series Twist-Lock, 73 Series Twist-Lock, 9000 Series, 97 Series Twist-Lock, DashMiser™/DashMiser Plus™ Twist-Lock Series, GSF/GSE Series, SBS8S	111.00
†† TA20TL12	20 Watt, 2 Position Connector, TA836A, TA837A, TA838A, TA839A, TA870A, TA1620A, TA1622A	65.00
†† H27TL12	27 Watt, 3 Position Connector, 9000 Series Take-Down and Flashers, DashMiser™/DashMiser Plus™ Halogen Series	65.00
†† H35TL12	35 Watt, 3 Position Connector, GHF/GHE Series, 52 Series Halogen, 64 Series, 64 Series Opti-Scenelight™, 73 Series, 73 Series Opti-Scenelight™	65.00
†† H50TL12	50 Watt, 3 Position Connector, 97 Series, 97 Series Opti-Scenelight™	65.00
†† BRAKTL12	Brake/Tail/Turn, 3 Position Connector, (Incandescent), 52 / 64 / 73 & 97 Series Brake/Tail/Turn (Globe Style, Not Flat Back Style)	65.00

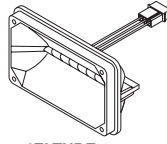
STROBE



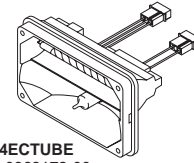
DIRECTIO
02-0340362-00



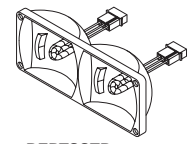
REPDIRWD
01-0442196-40
DIRECTWD
02-0342196-00



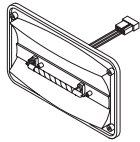
4ELTUBE
02-0362824-00



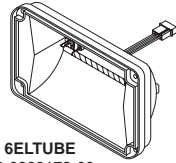
4ECTUBE
02-0363172-00



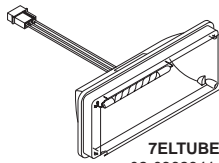
REPTSSTR
02-0361109-02



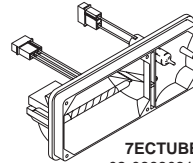
58L4TUBE
02-0362189-00



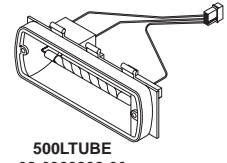
6ELTUBE
02-0363173-00



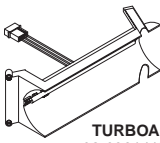
7ELTUBE
02-0362641-00



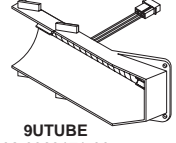
7ECTUBE
02-0363031-01



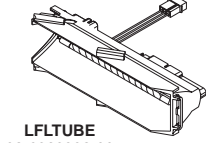
500LTUBE
02-0363292-00



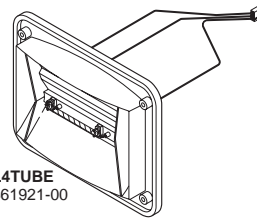
TURBOASY
02-0361417-00



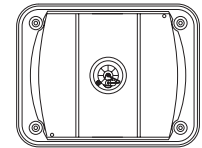
9UTUBE
02-0363171-00



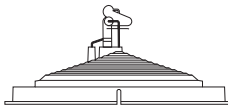
LFLTUBE
02-0363332-00




81L4TUBE
02-0361921-00



900STUBE
02-0383678-00



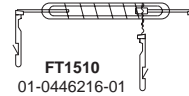
SSTUBE
01-0468256-00
36-0468256-00




80TUBE
01-0461513-00
36-0361513-00



TURBO5
5" Length
36-0142511-00



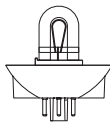
FT1510
01-0446216-01



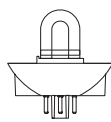
TURBO64
6" Length
01-0441675-00
36-0141675-00



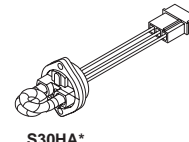
UNI
36-0261100-00



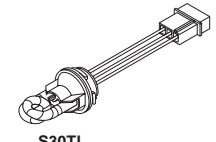
FT20A
01-0441567-W0
36-0341567-00



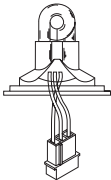
FT10A
01-0441566-W0
36-0341566-00



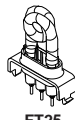
S30HA*
01-0461403-()0



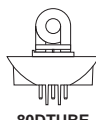
S30TL
01-0461281-00



M469
01-0470044-00

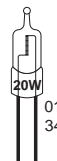


FT25
01-0443008-00
36-0343008-00

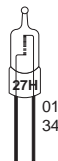


80DTUBE
01-0442400-00
36-0342400-00

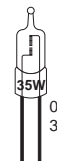
HALOGEN & INCANDESCENT



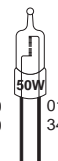
20W
H20W12V
01-0420781-00
34-0213030-9J



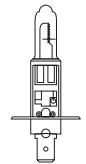
27W
H27W12V
01-0421757-00
34-0021757-00



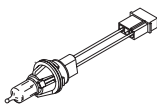
35W
H35W12V
01-0421758-00
34-0021758-00



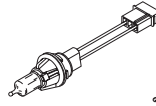
50W
H50W12V
01-0021759-00
34-0021759-00



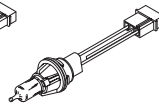
H55H112
34-02120B0-000



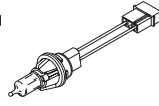
H27TL12
01-0462375-02



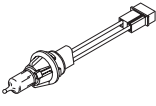
H35TL12
01-0462375-00



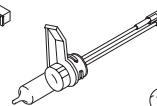
H35DTL12
01-0462503-01



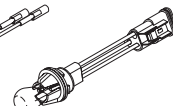
H50TL12
01-0462375-05



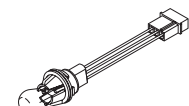
TA20TL12
01-0462380-01



H35HSC12
01-0467838-01
34-0067838-01



REPSTTWD
01-0462507-00



BRAKTL12
01-0462503-00
34-0062389-00



H20SN12
Green Dot
01-0441987-04
34-0041987-04



H27SN12
Red Dot
01-0441987-03
34-0063001-03



H27DSN28
01-0463001-01
34-0063001-01



H35SN12
White Dot
01-0441987-05
34-0041987-05



H35HSN12
Gold Dot
01-0441987-05
34-0041987-05



H35SN24
Yellow Dot
01-0441987-02
34-0041987-02



H50SN12
Blue Dot
01-0441987-02
34-0041987-01




H60SN12
01-0441987-07
34-0041987-07



H50ASN12
Red/White Dot
01-0441987-06
34-0041987-06



H35DSN12
Silver Dot
01-0463001-00
34-0063001-00



STOPSN12
3 PINS
01-0462389-00
34-0062389-00

WHELEN® USER DIRECT WARRANTY (FOR AUTOMOTIVE PRODUCTS ONLY)

Whelen Engineering Company, Inc. warrants products of its manufacture against defects in material and workmanship. This is provided that the product has been installed and operated in accordance with the manufacturer's recommendations. During the warranty period (see below) the Factory Repair Center or an Authorized Whelen Repair Center† will repair or replace (at its option) any parts or electronic assemblies of the unit which disclose a defect in material or workmanship. The Repair Center will return the repaired unit, transportation cost prepaid.

The above warranty is between the first purchaser (ultimate user) only and Whelen Engineering Company, Inc. (manufacturer). **No prior authorization is required for returning Whelen products for warranty consideration.** Each Whelen product sold is covered only by the official warranty in effect at time of purchase.

This warranty is not applicable to any Whelen product that has failed from damage as a result of incompatible chemicals (including de-icing or road treatment), cleaning products or due to abuse, misuse, improper installation, excessive voltages, or alterations to the product that affects, in the manufacturer's judgment, intended use and service. Whelen will not be held liable for any incidental or consequential damages, and assumes no responsibility or liability for expenses incurred in the removal and/or re-installation of products requiring service and/or repair; nor the packaging, handling, and shipping to the Factory Repair Center or Authorized Whelen Repair Center†; nor for the handling of products returned from the repair center after service or repair.

There are no other warranties, expressed or implied, including, but not limited to, any implied merchantability or fitness for a particular use. Whelen Engineering Company, Inc. reserves the right to modify this warranty statement at any time; or discontinue, modify, or upgrade any products of its manufacture with design improvements without prior notice.

The use of magnetic or vacuum/suction mounted warning lights mounted on the roof or exterior of a vehicle in motion is at the sole discretion and risk of the user. Whelen Engineering makes no warranties or guarantees of equipment used in this way.

All power plugs/cigar plugs, incandescent and halogen bulbs, polycarbonate/plastic materials, radar products, aviation equipment, industrial products and high power voice/siren systems are not covered by this warranty (see applicable warranty statement).

All Non-Whelen manufactured items that are sold by Whelen are covered by that manufacturer's warranty, and are excluded from this warranty statement (such as, GTT Emitters, batteries). This warranty will be void when using or substituting other than all-genuine Whelen system components, such as remote head assemblies, xenon flash tubes, shielded cables, strobe power supplies, siren amplifiers and siren speakers. This warranty gives you specific rights, and you may also have other rights which vary from state to state.

STANDARD / 2 YEAR WARRANTY

Whelen products are covered by a direct warranty for up to a maximum two years from date of purchase (not to exceed three years from date of manufacture), with proof of purchase. In accordance with the policy statement described herein, the unit may be returned directly to the factory or to an Authorized Whelen Repair Center† for warranty consideration. Whelen siren speakers, when used with a Whelen siren amplifier, are covered by a 2 year warranty from the date of manufacture. For warranty consideration, both the siren speakers and motor assemblies are subject to the conditions and steps described herein.

SIRENS, LED PRODUCT, CONTROL HEADS AND SWITCH BOXES

CenCom®, CanTrol®, 295HFS, 295SLS, 295SSA, and 295SDA: Electronic circuit boards are covered by a 5 year warranty.

LED Lighthoods, IO Boards, and Flashers: Electronic circuit boards are covered by a 5 year warranty.

295SL100 Series, Howler™, Alpha™, Beta™, Epsilon™, HHS, Gamma™, WPS, WSS, PAP112 and PAH112 series: Electronic circuit boards are covered by a 2 year warranty.

Economical Sirens, Airhorns, Traffic Advisor™ Control Heads, and Switch Boxes: Electronic circuit boards are covered by a 2 year warranty.

Mechanical components, i.e. Switches, relays, microphones, housings, mounting brackets and hardware are covered for 2 years for defect in material or workmanship. All other electronic circuit and IO boards not expressed herein are covered by a 2 year warranty.

Warranty starts from date of manufacture.

12 MONTH WARRANTY — BACK-UP ALARMS

Whelen Back-Up Alarms are covered by a 12 month warranty and are subject to the conditions and steps described herein.

6 MONTH WARRANTY — STROBE POWER SUPPLIES/FLASH TUBES AND OBSOLETE/DISCONTINUED PRODUCTS

If a Strobe Power Supply, Strobe Flash Tube component or an obsolete/discontinued product of a "Whelen" brand product is returned to Whelen within 6 months of the date which is affixed to the unit, Whelen will repair or replace that unit free of charge ONE TIME ONLY, subject to the conditions and steps herein.

WHELEN ENGINEERING COMPANY OUT-OF-WARRANTY FACTORY REPAIR PROGRAM

* If found to be repairable, the Whelen Factory Repair Center (only) will repair Non-Lightbar Electronic Strobe Power Supplies for \$160.00 each. All other repairs (non-strobe) will be \$135.00 per unit. This does not include replacement of any other electro-mechanical parts including flash tubes, polycarbonate domes, motors, or hardware items.

Follow the "Steps To Be Taken For Return" noted below, and include a check or money order. For Whelen products older than 10 years, repair charges will be determined upon examination only (minimum charge is \$260.00). Contact factory service center for further details.

STEPS TO BE TAKEN FOR WARRANTY RETURN:

- 1) Whelen products are to be returned **freight prepaid** to the: Whelen Factory Repair Center, 51 Winthrop Road, Chester, CT 06412-0684; or an Authorized Whelen Repair Center†. Do not ship by bus.
- 2) A copy of the sales receipt must be returned with the defective unit to qualify for warranty coverage from date of purchase.
- 3) Include a short statement explaining the problem.
- 4) Include your name, address, and day-time telephone number.
- 5) Whelen and its Authorized Repair Centers will, via UPS, ship back the repaired unit **freight prepaid**, 51 Winthrop Road, Chester, CT 06412-1036 where available (in the Continental U.S.), usually within a few days after its receipt.

WHELEN®
ENGINEERING COMPANY, INC.

51 Winthrop Road, Chester, CT 06412-1036
(860) 526-9504 www.whelen.com

— EFFECTIVE 12/20/18, REPLACES ALL PREVIOUSLY PUBLISHED SERVICE POLICIES —

† The only AUTHORIZED WHELEN REPAIR CENTER(S) are predetermined by the Whelen Factory via official listing obtained from Whelen Engineering Company, Chester, CT.

* New/Revised

10250AG-103118

© 2018 Whelen.



Bolt-On Mounting Platform

QuickFit

Shown with Responder LP™
Super-LED® Lightbar



Whelen's QuickFit is designed for fast and effortless installation, without any vehicle damage. The bolt-on system securely mounts QuickFit with no cutting or drilling, for a strong and stable rooftop mount. Vehicle specific install kits provide a perfect fit for the Ford F-150, Chevy Silverado, or Dodge Ram.

To learn more, call 860-526-9504 or visit WHELEN.COM



INDEX

0AC0EDCR	4	60C0EHCR	8	BGL	2, 3	DH2000*	2, 3
0S*00FCR	4	60C0EJCS	8	BRAKTL12	33	DIRECTIO	32
0S*00MCR	4	60C0ELZR	5	C6#	7	DIRECTWD	33
0S*00SCR	4	60F000*R	6	C6*S	7	DL2000*	2, 3
0SC0EDCR	4	60J000CR	6	C6*SC	7	DP2**	1
0SU0EDCR	30	60K000XR	6	C6BTT	7	DP4****	1
1SWITCH	15	60K000YR	6	C6BTTC	7	F09PC	7
20C0CDCD	4	64FKIT	6	C6BU	7	F18PC	7
20C0CDCR	4	6BKT1	6, 9	C6BUL	7	F27PC	7
20R00XRR	4	6BKT2	6, 9	C6FB	7	F36PC	7
20U0CDCR	30	6EFLANGE	6	C6FC	7	F40BAAAA	29
2E*00Z*R	4	6ELTUBE	32	C6L*	7	F41CNT*	24
2F*00Z*R	4	6FLANGEB	6	C6L*C	7	F42CNT*	24
2FLANGEB	4	6SC0ENZR	5	C6T	7	F42END#	24
2FLANGEC	4	70*02F*R	6	C6TC	7	F42END*	24
2G*00F*R	4	70*02S*R	6	C7*S	7	F45PC	8
2GBKT1	4	70A00TAR	6	C7*SC	7	F48END#	24
2GFLANGB	4	70BTT	6	C7BTT	7	F48END*	24
2GFLANGC	4	70C00VCR	6	C7BTTC	7	F4A3	24
2GROMMET	4	70C00WCR	6	C7BU	7	F4A6	24
2SWITCH	15	70C0ELZR	6	C7BUL	7	F4B***P	19
3FLANGEC	4	70F000*R	6	C7FB	7	F4CF*	24
3GROMMET	4	70K000ZR	6	C7FC	7	F4DL#	24
3PC0C0CD	10	73FKIT	6	C7L*	7	F4DL*	19, 24
3S*00F*R	4	7CAST3	6	C7L*C	7	F4DLA4	31
3SBCCDCR	4	7ECTUBE	32	C7T	7	F4DS#	24
3SC0CDCR	4	7EFLANGE	6	C7TC	7	F4DS*	24
3SR0CDRR	4	7ELTUBE	32	C9*S	7	F4DSCBL	24
3SRCCDCR	4	7FLANGEB	6	C9*SC	7	F4EDLA	29
3SS00FAR	31	7GCV6LRC	6	C9BTT	7	F4LF*	24
3SU00FCR	30	7PT8R	6, 7	C9BTTC	7	F4M***M	19
3SW00FRR	31	7PTH5F	6	C9FB	7	F4M***P	19
3SWITCH	15	7PTM5F	6	C9FC	7	F4M*0*OF	19
40**5SCR	4	7SC0ENZR	6	C9L*	7	F4M1111P	31
40*02Z*R	4	7SU0ENZR	31	C9L*C	7	F4MA3	19
40A00AAR	4	80C0EHCR	8	C9SL	7	F4MA6	19
40BTT	4	80CBEHCR	8	C9SL4	31	F4MEND#	19
40BUH	4	80CREHCR	8	C9T	7	F4MEND*	19
40BUV	4	80DTUBE	32	C9TC	7	F4MTATL3	19
40C00VCR	4	80TUBE	32	CAST3	6	F4MTATL6	19
43LENS*	2	810CA0ZR	6	CAST3H	6	F4MTL6	19
4BKT1	5, 9	810TRIM	6	CAST4V	6	F4R0****	24
4ECTUBE	32	81L4TUBE	32	CB2####	27	F4R2****	24
4EFLANGE	5	86CE1	8	CB4####	27	F4R3TS	25
4EGRILB	5	90**5F*R	6	CB8####	27	F4R6TL	25
4EGRILP	5	90**5S*R	6	CCFTR*	27	F4R6TS	25
4ELTUBE	32	900STUBE	32	CDC*	27	F4R7****	24
4FLANGEB	5	90A00TAR	6	CDL#	27	F4RA3	25
4SWITCH	15	90BTT	6	CDL*	27	F4RA6	25
4TSMAB	5	90BTT4	31	CDLP#	27	F4RB*	20, 24
4TSMAC	5	90E000ZR	7	CDLP*	27	F4RBTT	25
4V3*	4	90F000*R	7	CDT6A	29	F4RDL*	20, 25
50**2ZCR	5	90FLANGB	6	CEDLXA	29	F4RDS*	25
50**3ZCR	5	90FLANGC	6	CFTD	27	F4RDSC72	25
50*02Z*R	5	90J000CR	7	CJ2####	27	F4RFLASH	25
50*03Z*R	5	97FKIT	7	CJ4####	27	F4RWA#	24
500LTUBE	32	9EFLANGE	7	CJ8####	27	F4RWA*	20
50A02SA1	5	9FLANGEB	7	CP2****	27	F4SF*	24
50AA2SA2	5	9LLENKT3	32	CP4****	27	F4TL6	24
50AC2ZCR	5	9MLENKT1	32	CP8****	27	F4TS6	24
50CC2ZCR	5	9MLENKT2	32	CPHOTO	27	F4W0****	24
50S03ZAR	31	9MLENKT3	32	CSDSCBL	27	F4W2****	24
58L4TUBE	32	9SC0ENZR	6	CSWBTA2	27	F4W4****	24
5BKT1	5	9SU0ENZR	31	CSWBTA8	27	F4W7****	24
5BRUSH	5	9ULENKT1	32	CSWDSCBL	27	F4W8****	24
5FLANGEB	5	9ULENKT2	32	CTACBL	27	F4WA*	24
5FLANGEC	5	9ULENKT3	32	CTACNTL	27	F4WBTT	24
5FLANGEP	5	9UTUBE	32	CTDA	27	F4WPHOTO	24
5G*00F*R	5	AVBKT1	1	CV2****	27	F4X0****	24
5GBKT1	5	AVBKT2	1	CV4****	27	F4X2****	24
5GC00WCR	5	AVBKT3D	1	CV8****	27	F4X4****	24
5GC0CCCR	5	AVBKT3S	1	CW0BAAAA	29	F4X7****	24
5GFLANGB	5	AVBKT4	1	CX2****	27	F4X8****	24
5GFLANGC	5	AVBKT5D	1	CX4****	27	F4XBTT	24
5GROMMET	5	AVBKT5S	1	CX8****	27	F4XPHOTO	24
5LSMAB	5	AVC11*	1	CY2****	27	F4XTACBL	24
5LSMAC	5	AVC12#	1	CY4****	27	F4XTACTL	24
5TSMAB	5	AVC21**	1	CY8****	27	F54PC	8
5TSMAC	5	AVC22FF	1	D2**	1	F63PC	8
5V*02Z*R	5	AVC22MM	1	D4****	1	FLBULK18	24
5V1*	5	AVV11*	1	D6*****	1	FLLED**	1
5V3*	5	AVV12#	1	DBKT3	1	FRDSCBL	25
60*02F*R	5	AVV21**	1	DBKT4	1	FT10A	32
60*02S*R	5	AVV22FF	1	DBKT5	1	FT1510	32
60A00TAR	5	AVV22MM	1	DELTAC5	17	FT20A	32
60BTT	5	BBKT20	2, 3	DELTAC6	17	FT25	32
60C00VCR	5	BBKT30	2	DELWCCP	23, 24, 25, 26,	GB2####	25
60C00WCR	5	BGH	2, 3		28, 29	GB2****	25

GB4####	25	ISFL425	22	IX39UF6P	21	L21H*M	2
GB4****	25	ISFL426	22	IX39UFX	21	L21H*P	2
GB8####	25	ISFL42X	22	IX39UFZ	21	L21H*P4	2, 30
GB8****	25	ISFL42Z	22	IX4****	26	L21H*V	2
GBA	25	ISFL444	22	IX4****4	31	L21L*M	2
GBA	25	ISFL445	22	IX42UF5P	20	L21L*P	2
GBAW#	25	ISFL448	22	IX42UF6P	20	L21L*P4	2, 30
GBAW*	25	ISFL44Z	22	IX42UFX	20	L21L*V	2
GBCF*	25	ISFL455	21	IX42UFZ	20	L22H*M	2
GBDL#	25	ISFL456	21	IX44UF5P	20	L22H*P	2
GBDL*	25	ISFL45X	21	IX44UF6P	20	L22H*P4	2, 30
GBDS#	25	ISFL45Z	21	IX44UFX	20	L22H*V	2
GBDS*	25	ISFL474	22	IX44UFZ	20	L22L*M	2
GBLF*	25	ISFL475	22	IX47UF5P	20	L22L*P	2
GBSF*	25	ISFL478	22	IX47UF6P	20	L22L*P4	2, 30
GBTL	25	ISFL47Z	22	IX47UFX	21	L22L*V	2
GBTS	25	ISFL485	22	IX47UFZ	20	L31H*F	2
GBTS	25	ISFL486	22	IX48UF5P	21	L31H*F4	2, 30
GS2****	25	ISFL48X	22	IX48UF6P	21	L31H*M	2
GS4****	25	ISFL48Z	22	IX48UFX	21	L31H*V	2
GS8****	25	ISFW425	22	IX48UFZ	21	L31HAFCA	2
GSAW*	25	ISFW426	22	IX8****	26	L31HAMCA	2
GSBTAA	25	ISFW42X	22	IX8****4	31	L31HAVCA	2
GSDL*	25	ISFW42Z	22	IXBTTLLED	26	L32L*F	2
GSDS*	18, 25	ISFW444	22	IXD\$\$\$0	21	L32L*F4	2, 30
GSPHOTO	25	ISFW445	22	IXP\$\$\$0	21	L32L*M	2
GSTL*	25	ISFW448	22	JALF1	28	L32L*V	2
GSTS*	25	ISFW44Z	22	JBTTLLED	28	L360BGB	2
GT9****M	18	ISFW455	22	JBULK18	28, 29	L360PMKT	2
GT9****P	18	ISFW456	22	JC0****	28	L40BG	3
GT9****V	18	ISFW45X	22	JC2****	28	L41*M	3
GTA	18	ISFW45Z	22	JC4****	28	L41*P	3
GTTA	18	ISFW474	22	JC8****	28	L41*V	3
GTTSA	18	ISFW475	22	JCTLS1	28	L51*M	3
H20SN12	33	ISFW478	22	JCTLS12	28	L51*P	3
H20W12V	33	ISFW47Z	22	JCTLS1D	28	L53AM	3
H27DSN28	32	ISFW485	22	JDC*	20, 28, 29	L53AP	3
H27SN12	33	ISFW486	22	JDH*	20, 28	L6BKT3	14
H27TL12	33	ISFW48X	23	JDL#	28	LCPHOTO	3
H27W12V	33	ISFW48Z	22	JDL*	28	LEDLOAD	4
H35ASC24	32	ISR45	23	JDLF**	28	LENSKIT1	32
H35DSN12	32	ISR47	23	JDSCBL	28, 29	LENSKIT2	32
H35DTL12	32	ISRL10	23	JEO****	28	LENSKIT3	32
H35HSC12	32	ISRL12	23	JE2****	28	LF35	14
H35HSN12	33	ISS*	23	JE4****	28	LF35A	14
H35SN12	33	ISTBCA	23	JEB****	28	LF35BASE	14
H35SN24	32	ISTRCA	23	JF01AAAA	29	LF35CB12	14
H35TL12	33	IT9****M	18	JF02AAAA	29	LF35CBAC	14
H35TL12W	33	IT9****P	18	JF0BAAAA	29	LF35CBAE	14
H35W12V	33	IT9****V	18	JF0DAAAA	29	LF35E	14
H50ASN12	33	ITA	18	JF0FAAAA	29	LF35TPM	14
H50SN12	33	ITL12	26	JF0TAAAA	29	LFLTUBE	32
H50TL12	33	ITL124	31	JHALF1	28	LINSV2*	14
H50W12V	33	ITL3	26	JHBTTLLED	29	LINV2*	14
H55H112	32	ITRAYL8	23	JHCTAL1	28	LINZ6#	14
H60SN12	33	ITRAYW8	23	JHCTAL1C	28	LINZ6*	14
I2#	8	ITS3	26	JHCTAL1D	28	LINZ6*24	31
I2SM#	8	ITS6	26	JHCTLS1	28	LINZ61	14
IA3	26	ITS64	31	JHCTLS1D	28	LINZ6FC	14
IA34	31	ITTS	18	JHFLASH	29	LSK	2, 3
IB2####	26	ITTTA	18	JHTDALL1	28	LSVBKT47	14
IB4####	26	IW0BAAAA	29	JHTDLED1	28	M2#	9
IB8####	26	IW2****	26	JHTLS2	28	M2*	9
IBDL#	26	IW39UF6P	21	JTA2W	28	M2*24	31
IBDL*	26	IW39UFX	21	JTACBL	28, 29	M2FB	9
IBDS#	26	IW4****	26	JTACNTL	28, 29	M2FC	9
IBDS*	26	IW42UF6P	21	JTDLED1	28	M2GROM	9
ICF*	26	IW42UFX	21	JTDLED2	28	M2PEDB	9
IHDC*	26	IW44UFX	21	JTSL1	28	M2PEDC	9
IJDC#	26	IW45UF6P	21	JV2****	27	M2W*	9
ILF*	26	IW45UFX	21	JV4****	27	M2W*24	31
INSTLRDX	19	IW47UF6P	21	JV8****	27	M2W*C24	31
ION#	8	IW47UFX	21	JWLLD2	28	M4#	9
ION*	8	IW48UF6P	21	JXALF*L	28	M4*	9
IONBKT1	8	IW48UFX	21	JXALF1L	28	M4*24	31
IONBKT7	8	IW8****	26	JY2****	28	M4*S	9
IONGROM	8	IWBTTAA	26	JY4****	27	M469	32
IONK1B	8	IWBTTLED	26	JY8****	27	M4BRUSH	9
IONPEDB	8	IWD\$\$\$00	21	L10H#P	3	M4FB	9
IONSM#	8	IWDL*	26, 29	L10HAM	3	M4FC	9
IONSM*	8	IWDL*4	31	L10HAP	3	M4FC400	9
IONSM*4	31	IWDS*	18, 26, 29	L10HAP4	3	M4FF15B	9
IONSV1*	8	IWDS*4	31	L10HAV	3	M4V2*	9
IONSV3*	8	IWP\$\$\$0	21	L10HCP	3	M6*	9
IONV1*	8	IWPHOTO	26	L10L#P	3	M6*24	31
IONV3*	8	IWTACBL	26	L10LAM	3	M6*C24	31
IS448	23	IWTACNTL	26	L10LAP	3	M6*S	9
IS458	23	IX2****	26	L10LAP4	3, 30	M6BRUSH	9
ISD#	23	IX2****4	31	L10LAV	3	M6BTT	9
ISF*	26	IX39UF5P	21	L10LCP	3	M6BTT24	31

INDEX

M6BUW	9	MKEZ29	30	PCH1	11	PSL1B	13
M6BUW24	31	MKEZ38	29, 30	PCH1F41	12	PSL1BB	13
M6FB	9	MKEZ38L	30	PCH1F42	12	PSL1P	13
M6FC	9	MKEZ45	29	PCH1P	12	PSL1PB	13
M6FC600	9	MKEZ60	29	PCH1P1	12	PSL1R	13
M6FCV2	9	MKEZ61	29	PCH2	11	PSL1R5	13
M6FCV3	9	MKEZ61L	29	PCH2F41	12	PSL1R5B	13
M6FCV4	9	MKEZ62	29	PCH2F42	12	PSL1RB	13
M6HDLMTK	9	MKEZ7	30	PCH2P	12	PSL2B	13
M6P15B	9	MKEZ74	29	PCH2P1	12	PSL2BB	13
M6P15C	9	MKEZ76L	30	PCP2AFS	11	PSL2P	13
M6PT5R	9	MKEZ79	29	PCP2AP	12	PSL2PB	13
M6PTH5F	10	MKEZ85	29	PCP2AP1	12	PSL2R	13
M6PTM5F	9	MKEZ86	29	PCP2ASF	11	PSL2R5	13
M6T	9	MKEZ88	30	PCP3	11	PSL2R5B	13
M6T24	31	MKEZ89	29	PCP3P	12	PSL2RB	13
M6V2*	9	MKEZ91	29	PCP3P1	12	PSP1AC	11
M6V2*4	31	MKEZ93	29	PCPSM1AB	12	PSP1ALP	11
M6ZC	9	MKEZ94	29, 30	PCPSM1AC	12	PSR00XRR	14
M6ZC24	31	MKEZ95	29	PCPSM1B	12	PSRASXCR	14
M7*	10	MKEZ96	29	PCPSM1C	12	PSSEQACR	14
M7*24	31	MKEZ97	30	PCPSM2AB	12	QFFORD1	20
M7*S	10	MKEZ98	29	PCPSM2AC	12	QFGM1	20
M7BKT1	10	MKLP38	30	PCPSM2B	12	QFRAM1	20
M7BRUSH	10	MKLP86	30	PCPSM2C	12	R1\$\$\$00	19
M7FB	10	MKLP95	30	PELCB	11	R10HDM*	19
M7FC	10	MKLP97	30	PELCB4	31	R10HDP*	19
M7FC700	10	MMK	2, 3	PELCC	11	R10HDV*	19
M7ZC	10	MPB4B	31	PELCC4	31	R1LPM*	19
M7ZC24	31	MPB4W	31	PF #F4#	24	R1LPMF	19
M9*	10	MPBB	11	PFBP12	10	R1LPP*	19
M9*24	31	MPBW	11	PFBP12C	10	R1LPPF	19
M9*CZ	10	MPP4W	31	PFBP12C4	31	R1LPV*	19
M9*S	10	MPPB	11	PFBP6	10	R1LPVF	19
M92#	10	MPPBBS	11	PFBP6C	10	R2\$\$\$00	19
M9BTTX	10	MPPBCS	11	PFBS12	10	R2LPHM*	19
M9BUW	10	MPPW	11	PFBS12C	10	R2LPHP*	19
M9FB	10	MPPWCS	11	PFBS12S	11	R2LPHV*	19
M9FC	10	MPR15B	11	PFBS6	10	R2LPM*	19
M9FC900	10	MPR15W	11	PFBS6C	10	R2LPM4	19, 31
M9FCZ900	10	MPR4W	31	PFBS6S	11	R2LPP*	19
M9HTH5FC	10	MPRB	11	PFH1	11	R2LPPA4	19, 31
M9HTH5RC	10	MPRW	11	PFH1F41	12	R2LPV*	19
M9HTM5FC	10	NOTE	30	PFH1F42	12	R316*M	3
M9HTM5RC	10	NP3BB	11	PFH1P	12	R316AF	3
M9LZC	10	NP3BW	11	PFH1P1	12	R316AV	3
M9T	10	NP6B4B	31	PFH2	11	R416AF	3
M9V2*	10	NP6B4W	31	PFH2F41	12	R416AM	3
M9V2*4B	31	NP6BB	11	PFH2F42	12	R416AV	3
M9V2*4C	31	NP6BW	11	PFH2P	12	R4B****P	20
MC11M*	18	NPBKT2	11	PFH2P1	12	R4B*0*OP	20
MC11P*	18	NPBKT3	11	PFLASH	12	R4BA3	20
MC11SA	18	NPBKT4	11	PF1AC	11	R4BA6	20
MC16M*	18	OEI2#	23	PF1AP	12	R4BEND#	20
MC16MF	18	OEION*	23	PF1AP1	12	R4BEND*	20
MC16P*	18	OELS45	23	PF2AC	11	R4BFLASH	20
MC16PF	18	OEWD45	23	PF2AP	12	R4BTL6	20
MC16S*	18	OEWS45	23	PF2AP1	12	RBKT1	14
MC16SF	18	P36HHS	10	PF4AWB	12	RBKT10	14
MC16V*	18	P36SLC	10	PF4AWP	12	RBKT14	15
MC16VF	18	P36SLCHG	10	PF4AWP1	12	RBKT18	15
MC23M*	18	P46HHS	11	PH1LPED	11	RBKT19	15
MC23P*	18	P46HHS4	31	PLASC3V	7	RBKT2	14
MC23S*	18	P46S2X2	11	PLASC4V	7	RBKT4	14
MC23V*	18	P46SLC	11	PLAST3V	6	RBKT6	14
MCFLED2*	10	P46SLCHG	11	PLAST4V	6	RBKT7	14
MCRNB2	10	PBA103	11	PLAST4VL	6	RDLPPAB	19
MCRNS#	10	PBA106U	11	PROGRAM2	4	RDXMM90	19
MCRNS*	10	PBA203	12	PS#02FCR	14	REPDIRWA	33
MCRNS*4	31	PBAINTC	12	PS*00F*R	14	REPDIRWD	32
MCRNT#	10	PBAPEDA	12	PS*01FCR	14	REPSTTWD	33
MCRNT*	10	PBAPEDAL	12	PSBKT1	14	REPTSSTR	32
MIRROR15	3	PBAPEDD	12	PSBKT2	14	RFLANG2B	14
MIRROR20	2, 3	PBAPEDDL	12	PSBKT45	14	RFLANG2C	14
MJTDALL1	20	PBH103	12	PSBKT451	14	RFLANGGD	14
MJY****M	20	PBH106U	11	PSBP12	10	RFLANGEA	14
MJY****P	20	PBH203	12	PSBP12C	10	RFLANGEC	14
MJY****V	20	PBH206U	11	PSBP6	10	RGROMMET	14
MK20S	30	PBHINTC	12	PSBP6C	10	RMK20S	30
MK7SS2	30	PC1	15	PSBS12	10	RMK8H	30
MK7SS4	30	PC2	15	PSBS12C	10	RMK9S	30
MK8H	30	PC3	15	PSBS12S	11	RMKAJ#	30
MK9S	30	PCC10W	15	PSBS6	11	RMKEA29	30
MKAJ62	29	PCC10W1	15	PSBS6C	11	RMKEZ#	30
MKAJ7	30	PCC4W	15	PSBS6S	11	RMKEZ29	30
MKAJ94	29, 30	PCC6W	15	PSC00FCR	14	RMKEZ7	30
MKAJ98	29	PCC6W1	15	PSCOADCR	14	RPHOTO	3
MKEA29	30	PCC8R	15	PSC0CDCR	14	RPLS45	23
MKEA69	29	PCCS9LW	15	PSCOMPH4	31	RPWS45	23
MKEA94	29	PCCS9RW	15	PSCOMPL	14	RS*02ZCR	14

RS*03ZCR	14	STA335	17	TADSW2	1, 17	TIONFC	8
RV*03ZCR	14	STA345	17	TAL65	16	TIONMBK1	9
S091MB	13	STA355	17	TAL85	16	TIONMBK2	9
S092MB	14	STA445	17	TAM63	16	TIONMBK4	9
S161MB	13	STA455	17	TAM65	16	TIONMFC	9
S162MB	13	STA535	17	TAM83**	16	TIONMGRM	9
S30HAA	32	STA545	17	TAM83	16	TIONMLB	9
S30HAAD	32	STA555	17	TAM85**	16	TIONMLC	9
S30HAC	32	STA635	17	TAM85	16	TLI#	8
S30HACD	32	STA735	17	TANBKT1	16	TLI*	8
S30MAB	13	STA745	17	TANF65	16	TLI2#	8
S30MB	13	STA755	17	TANF85**	16	TLMI*	8
S30MBB	13	STA835	17	TANF85	16	TLM2#	8
S30MJB	13	STA845	17	TAZ66	16	TURBO5	33
S30MRB	13	STA855	17	TAZ86**	16	TURBO64	33
S30TL	33	STA935	17	TAZ86	16	TURBOASY	32
S44MAB	13	STA945	17	TCRB39	18	UFM8	3
S44MB	13	STA955	17	TCRB42	18	UHF2150A	4
S44MBB	13	STOPSN12	33	TCRB45	18	ULF44	3
S44MJB	13	STPKT#	30	TCRB45A	18	UNI	32
S44MRB	13	SUBKT1B	14	TCRB47	18	V23*TPB	15
S58MAB	13	SUBKT2B	14	TCRHD1	17	V23P20B	15
S58MB	13	SUCBL15	14	TCRHD2	17	V23P20C	15
S58MBB	13	TO*00M*R	4	TCRHD3	17	V23PEDB	15
S58MJB	13	T0CACCCR	4	TCRHD4	17	V23PEDC	15
S58MRB	13	TA125NF1	16	TCRHD5	17	VTX609#	15
S72MAB	13	TA125NF2	16	TCRHD6	17	VTX609*	15
S72MB	13	TA165NF1	16	TCRHS1	17	VTX609*4	31
S72MBB	13	TA165NF2	16	TCRHS2	17	VTXFB	15
S72MJB	13	TA166AL5	16	TCRHS3	17	VTXFC	15
S72MRB	13	TA20TL12	33	TCRHS4	17	W20SS	15
S86MAB	13	TA4437M	16	TCRHS5	17	W20SSRK	15
S86MB	13	TA4437M1	16	TCRHS6	17	WBUA107	15
S86MBB	13	TA4437M2	16	TCRHT1	17	WBUA112	15
S86MJB	13	TA45B72	16	TCRHT2	17	WBUA112C	15
S86MRB	13	TAC815	15	TCRHT3	17	WBUA97	15
SFION*	2	TAC830	16	TCRHT4	18	WCC92SUB 24, 25, 26, 27	
SLENKT1	32	TAC850	16	TCRHT5	18	WCC9SUB	28
SLENKT2	32	TACF85**	16	TCRHT6	18	WION#	8
SLENKT3	32	TACF85	16	TCRL**	17	WION*	8
SLENLRK1	32	TACTL5	16	TCRL*	17	WIONSC*4	31
SLENLRK2	32	TACTL6	16	TCRLBKT	18	WIONSM#	8
SLENLRK3	32	TAD6	1, 16	TCRLBKT1	18	WIONSM*	8
SLFLASH	3	TAD8**	1, 16	TCRLBKT2	18	WIONSM*4	31
SLPBKT1	2	TAD8	1, 16	TCRLRBC	18	WPLOW1A	15
SLPMM**	2	TADCTL1	1, 16	TDP\$\$00	16	WPLOW2A	15
SMLLAA	2	TADF6	16	TFLANGEB	4	WPLOW3AA	15
SSFPOS	4	TADF8	16	TFLANGEC	4	WPLOWZ1A	15
SSTUBE	32	TADP6	1, 16	TGROM2	4	WPLOWZ2A	15
STA155	17	TADP8**	1, 16	TIONBKT1	8	WPLOWZ3A	15
STA235	17	TADP8	1, 16	TIONBKT2	8	WXONSM*	8
STA245	17	TADP8FT	16	TIONBKT3	8	XONSV1*	8
STA255	17	TADSW1	1, 17	TIONBKT4	8	XONV1*	8

Authorized Managing Sales Representatives

CONNECTICUT, MAINE, MASSACHUSETTS NEW HAMPSHIRE, RHODE ISLAND, VERMONT

Patriot Fleet Group, LLC

P.O. Box 886
Rocky Hill, Connecticut 06067
(860) 757-3922 • Fax: (860) 785-8697
e-mail: amsr1@whelen.com

FLORIDA, PUERTO RICO

Coastal Representative's Inc.

2300 Tall Pines Drive, Suite 123
Largo, Florida 33771
(727) 559-1423
e-mail: amsr3@whelen.com

ALABAMA, GEORGIA, MISSISSIPPI, NORTH CAROLINA, SOUTH CAROLINA, TENNESSEE (Except Memphis)

Thomas J. Madden & Associates, Inc.

935 Hwy 124, Bldg 400, Suite 401
Braselton, Georgia 30517
(678) 963-2060 • Fax: (678) 963-2061
e-mail: amsr4@whelen.com

HAWAII, GUAM & SAIPAN

Pacific Sales Representatives, Inc.

P.O. Box 240256
Honolulu, Hawaii 96824-0256
(808) 373-4666 • Fax: (808) 373-3045
e-mail: amsr6@whelen.com

KENTUCKY, OHIO, WEST VIRGINIA

Holstein & Associates, LLC

9031 Heritage Drive
Plain City, Ohio 43064
(614) 873-2121 • Fax: (614) 873-3095
e-mail: amsr7@whelen.com

ARKANSAS, LOUISIANA, TENNESSEE (Memphis only), TEXAS

John Wright & Associates

1111 W Abram Street
Arlington, Texas 76013
(817) 459-2001 • Fax: (817) 459-2515
e-mail: amsr8@whelen.com

ALASKA, IDAHO, MONTANA, OREGON, WASHINGTON

Kent D. Bruce Company, LLC

P.O. Box 225
Black Diamond, Washington 98010
(360) 886-9410 • Fax: (360) 886-9411
e-mail: amsr10@whelen.com

CALIFORNIA, NEVADA (Northwest and South) WATTCO

2230 Cordelia Road
Fairfield, California 94534
(707) 435-9233 • Fax: (707) 435-1941
e-mail: amsr12@whelen.com

IOWA, MINNESOTA, NORTH DAKOTA, SOUTH DAKOTA, WISCONSIN

W. Reeves & Associates LLC

P.O. Box 477
Norwalk, Iowa 50211
(515) 981-5967 • Fax: (866) 336-3503
e-mail: amsr13@whelen.com

KANSAS, MISSOURI, NEBRASKA, OKLAHOMA

Busch & Associates, LLC

12705 South Rene Street
Olathe, Kansas 66062
(913) 390-1777 • Fax: (913) 390-7889
e-mail: amsr14@whelen.com

COLORADO, NEVADA (Northeast) UTAH, WYOMING

Rep Services, LLC

33990 County Road 27
Kiowa, Colorado 80117
(303) 840-7451 • Fax: (303) 805-0133
e-mail: amsr19@whelen.com

DELAWARE, MARYLAND, NEW JERSEY, NEW YORK, PENNSYLVANIA, VIRGINIA, WASHINGTON D.C.

Fleet Reps, LLC

38373 Sussex Hwy, Suite 5
Delmar, DE 19940
(302) 440-2190
e-mail: amsr20@whelen.com

ILLINOIS, INDIANA, MICHIGAN

C. S. Trojan & Associates, Inc.

1375 Rickett Road
Brighton, Michigan 48116
(810) 227-7775 • Fax: (810) 227-9195
e-mail: amsr22@whelen.com

ARIZONA, NEW MEXICO

Charlotte Young & Associates, Inc.

2710 S. Litchfield Road
Goodyear, Arizona 85338
(602) 615-8710
e-mail: amsr25@whelen.com

WHELEN FACTORY INQUIRY

Automotive Sales

e-mail: autosale@whelen.com

Automotive Catalog

e-mail: catalog@whelen.com

Customer Service

e-mail: custserv@whelen.com

CANADIAN INQUIRY

EASTERN: NEWFOUNDLAND, NEW BRUNSWICK, NOVA SCOTIA, PRINCE EDWARD ISLAND

Leslie and Associates

32 Steeles Avenue East, Unit 8
Milton, Ontario, Canada L9T 5A1
(905) 878-8457 • Fax: (905) 878-0877
e-mail: amsr15@whelen.com

CENTRAL: MANITOBA, ONTARIO, QUEBEC, NUNAVUT

Leslie and Associates

32 Steeles Avenue East, Unit 8
Milton, Ontario, Canada L9T 5A1
(905) 878-8457 • Fax: (905) 878-0877
e-mail: amsr15@whelen.com

WESTERN: ALBERTA, BRITISH COLUMBIA, SASKATCHEWAN, YUKON AND NORTHWEST TERRITORIES

TL Smid Associates

3057 Similkameen Place
Kamloops, British Columbia, Canada V2E 2T6
(250) 572-1507
e-mail: amsr21@whelen.com

CARIBBEAN, CENTRAL & SOUTH AMERICA INQUIRY

Fred Villoria

3823 Pirate Drive
Rancho Palos Verdes, California 90275
(310) 230-5209
e-mail: amsr49@whelen.com

MEXICO INQUIRY

ZABAI LLC

Ivan R. Lopez Zavala

20 Bokum Road
Chester, Connecticut 06412
(860) 819-6986
e-mail: amsr50@whelen.com

MIDDLE EAST INQUIRY

TM Associates

4395 Centre Lake Drive
Windsor, Ontario, Canada N9G 2X5
(519) 563-9339
e-mail: amsr26@whelen.com

INTERNATIONAL INQUIRY

Contact Factory

e-mail: autointl@whelen.com

WHELEN[®]
ENGINEERING COMPANY, INC.

51 Winthrop Road, Chester, Connecticut 06412-0684 • (860) 526-9504 • www.whelen.com