



# AMBER LIST PRICE

No. PL24.0UA Effective: December 14, 2023 Void: December 18, 2024



**Order Anytime Day or Night by E-mail: [autoorder@whelen.com](mailto:autoorder@whelen.com)**

Many products listed in this price list meet or exceed AMECA, SAE and California Title XIII requirements. For details contact your regional sales office. Every effort will be made to hold prices through the end date. We reserve the right to increase prices on certain and/or all products. Whelen Engineering Company, Inc. is not responsible for typographical errors.

**ISO 9001 Registered QMS**



Follow us on





- Traffic Advisor™ Arrow Head Style
- Traffic Advisor™ Front Load, Arrow Head Style
- Traffic Advisor™ Accessories
- Tracer™ WeCanX® Series .....21-22**
  - Tracer™ WeCanX® Series Super-LED® Light Array
  - Options for Tracer™
- Century™ Series Mini Lightbars .....22**
- Mini Legacy™, Super-LED® Series Lightbars .....22**
- Mini Liberty™ II, Super-LED® Series Lightbars ..... 22-23**
- Responder® LP Series Mini Lightbars .....23**
  - Responder® LP Series Lightbars
  - Responder® LP Series Lightbars
  - Responder® LP DUO™ Series Lightbars
- Responder® HD Series Mini Lightbars .....23**
- Mini Edge® Freedom® IV DYAD™ Series Lightbars ..... 23-24**
  - Mini Edge® Freedom® IV
  - Options for Mini Edge® Freedom® IV Super-LED® Series Lightbars
- Mini Justice® Series .....24**
  - Mini Justice® JY Series
  - Options for Mini Justice® Series
- QuickFit™, Bolt-On Mounting Platform Series ..... 24**
- Inner Edge® FST™ Series ..... 24-27**
  - Inner Edge® FST™ WeCanX®
  - Inner Edge® FST™ WeCan®
  - Inner Edge® FST™ Low Current Switching
- Inner Edge® XLP, Extra Low-Profile Series Lightbars ..... 27-29**
  - Inner Edge® XLP WeCanX®
  - Inner Edge® XLP WeCan®
  - Inner Edge® XLP
- Inner Edge® RST™ Series .....29**
  - Inner Edge® RST™ WeCanX® Series for Trucks
  - Inner Edge® RST™ Series for Trucks
- Freedom IV® IV DYAD™ Series Lightbars ..... 29-30**
  - Edge® Freedom® IV F4W WeCanX® Series Super-LED® Lightbars
  - Edge® Freedom® IV F4W WeCan® Series Super-LED® Lightbars
  - Edge® Freedom® IV F4X Low Current Series Super-LED® Lightbars
  - Edge® Freedom® IV Series Options
- Legacy® SOLO™ Super-LED® Series Lightbars.....30-31**
  - Legacy® SOLO™ ES WeCanX® Series Lightbars
  - Legacy® SOLO™ GS WeCan® Series Lightbars
  - Legacy® SOLO™ Series Options
- Legacy® DUO+™ Super-LED® Series Lightbars .....31**
  - Legacy® EB WeCanX® DUO+™ Color Series Super-LED®
  - Legacy® GB WeCan® DUO+™ Color Series Super-LED®
  - Legacy® DUO+™ Series Options
- Liberty™ II Super-LED® Series Lightbars.....32-33**
  - Liberty™ II, SOLO™ BW & BH WeCanX® Series
  - Liberty™ II, SOLO™ IW & IH WeCan® Series
  - Liberty™ II, SOLO™ IX & IG Low Current Series
  - Liberty™ II, SOLO™ Series Options
  - Liberty™ II, DUO+™ IB & IJ WeCanX® Series
  - Liberty™ II, DUO+™ Series Options
- Justice® DUO™ Super-LED® WeCanX® Series Lightbars ..... 33**
  - Justice® DUO™ RX WeCanX® Series Super-LED®
  - Justice® DUO™ WeCanX™ Series Options
- Justice® Super-LED® WeCan® Series Lightbars ..... 33-34**
  - Justice® JV WeCan® Series Super-LED®
  - Justice® JY WeCan® Series Super-LED®
  - Justice® WeCan® Series Options
- Justice® Super-LED® Competitor™ Series Lightbars .....34-35**
  - Justice® JC Competitor™ Series Super-LED®
  - Justice® JE Competitor™ Series Super-LED®
  - Justice® Competitor™ Series Options
- Edge® 9X Series Super-LED® WeCanX® DUO™ Series Lightbars ..... 35**
  - Edge® 9SX WeCanX® Series Super-LED®
  - Edge® 9SX WeCanX® Series Options
  - Edge® 9TX WeCanX® Series Super-LED®
  - Edge® 9TX WeCanX® Series Options
- Pre-Configured Super-LED® Series Lightbars ..... 35**
- Towman's™ Super-LED® Series Lightbars..... 35-36**
  - Towman's™ Freedom® IV Series
  - Towman's™ Liberty™ II WeCanX® Series
  - Towman's™ Liberty™ II WeCan® Series
  - Towman's™ Justice® DUO™ WeCanX®
  - Towman's™ Justice® Competitor™ Series
  - Towman's™ Century™ Series
  - Options for NFPA Lightbars
- WeCanX® 2250 Series Super-LED® Surface Mount Lightbars .....36-37**
  - WeCanX® 2250 Super-LED® Build-A-Bar™ Series
  - Options for 2250 Lightbars

- Options, Mounting Kits..... 37-38**
  - Chevrolet, with Lightbar Purchase Only
  - Dodge, with Lightbar Purchase Only
  - Ford, with Lightbar Purchase Only
  - Toyota, with Lightbar Purchase Only
  - Permanent Mount, with Lightbar Purchase Only
- Replacement Parts, Mounting Kits & Strap Kits..... 38**
- Options, Low-Profile Mounting Kits..... 38**
  - Chevrolet, with Lightbar Purchase Only.
  - Dodge, with Lightbar Purchase Only.
  - Ford, with Lightbar Purchase Only.
  - Toyota, with Lightbar Purchase Only.
  - Replacement Parts, Low-Profile Mounting Kits & Strap Kits
- 24 VDC Products.....38-40**
  - Super-LED® Beacons
  - Lighthoods
  - Sirens
  - Responder® LP Series Lightbars
  - Mini Edge® Freedom® IV Series Lightbars
  - Liberty™II, SOLO™
- Green Products..... 40-41**
  - L31 & L32 Super-LED® Beacons
  - L21 Series Super-LED®
  - Lighthoods - Green
  - Lightbars, Mini
- Replacement Parts, Bulbs For Whelen® Lights ..... 41-42**
  - Halogen Bulbs
  - Strobe Tubes
  - DOT3® Systems with AMP® Waterproof Connectors
  - Snap-In Bulbs
  - Bi-Pin Halogen Bulbs
  - Twist-Lock Halogen & Strobe Bulbs



No. PL24.0UA

\*\* NCNR (special-order, non-cancellable, non-returnable, check availability). See "Made-To-Order" Statement on Table of Contents Page of this Price List.

# AMBER LIST PRICE

EFFECTIVE: DECEMBER 14, 2023 | VOID: DECEMBER 18, 2024

MODEL	DESCRIPTION	LIST
<b>Dash/ Deck/ Visor, Directional</b>		
<b>Avenger® II SOLO™ Combination Linear/TIR™ Super-LED® Series</b>		
<i>Includes Swivel/Bail Bracket with Suction Cups, Hood, Cigar Plug with On/Off Switch and Scan-Lock™ Flash Pattern Switch.</i>		
<i>(For Green, Contact Factory for Price, Availability and Minimum Order Requirements).</i>		
AVC11*	Single, Amber or White	\$252.00
AVC21**	Dual, Amber and/or White	\$438.00
<b>Avenger® II SOLO™ Combination Linear/TIR™ Super-LED® Series with 2-Wire Pigtail</b>		
<i>Includes Scan-Lock™ Flash Patterns, Swivel/Bail Bracket with Suction Cups, and Hood.</i>		
<i>(For Green, Contact Factory for Price, Availability and Minimum Order Requirements).</i>		
AVW11*	Single, Amber or White	\$252.00
AVW21**	Dual, Amber and/or White	\$438.00
<b>Avenger® II DUO™ Combination Linear/TIR™ Super-LED® Series</b>		
<i>Includes Swivel/Bail Bracket with Suction Cups, Hood, and Cigar Plug with On/Off Switches.</i>		
<i>(Mode Button for Color Choice and Scan-Lock™ Flash Pattern Button are Located on the Avenger® II)</i>		
AVC12F	Single, Amber/White	\$281.00
AVC22FF	Dual, Each Lighthouse Amber/White	\$476.00
AVC22MM	Dual, Each Lighthouse Blue/Amber	\$476.00
<b>Avenger® II DUO™ Combination Linear/TIR™ Super-LED® Series with 3-Wire Pigtail</b>		
<i>Includes Swivel/Bail Bracket with Suction Cups and Hood (Mode Button for Color Choice and Scan-Lock™ Flash Pattern Button are Located on the Avenger® II)</i>		
AVW12F	Single, Amber/White	\$281.00
AVW22FF	Dual, Each Lighthouse Amber/White	\$476.00
AVW22MM	Dual, Each Lighthouse Blue/Amber	\$476.00
<b>Options for Avenger® II Series</b>		
AVBKT1	Low-Profile Mounting (Headliner) Bracket for Single Avenger® II Series Only	\$20.00
AVBKT2	Low-Profile Mounting (Headliner) Bracket for Dual Avenger® II Series Only	\$21.00
AVBKT3S	Visor Mounting Bracket for Single Avenger® II Series Only	\$20.00
AVBKT3D	Visor Mounting Bracket for Dual Avenger® II Series Only	\$38.00
AVBKT4	Adjustable Height Bracket Kit for All Avenger® II's	\$60.00
AVBKT5S	Headliner Mounting Bracket, Adjustable, for Single Avenger® II Series Only	\$33.00
AVBKT5D	Headliner Mounting Bracket, Adjustable, for Dual Avenger® II Series Only	\$33.00
<b>Dominator Plus™ LINZ6™ Super-LED® Series</b>		
<i>Includes Slide Bolt Mounting. For Interior or Exterior Use. 1.74" High x 2.17" Deep Housing, Three Super-LED@s per lamp. Choice of Warning or Traffic Advisor™ Models.</i>		
DP2	2 Lamp, 7.11", Requires Two DP*, No Charge When Ordered with DP2	\$407.00
DP4	4 Lamp, 14.21", Requires Four DP*, No Charge When Ordered with DP4	\$799.00
DP6	6 Lamp, 23.26", Requires Six DP*, No Charge When Ordered with DP6	\$1,147.00
DP8	8 Lamp, 30.36", Requires Eight DP*, No Charge When Ordered with DP8	\$1,482.00
DPTA6A	Amber, 6 Lamp LINZ6™ Super-LED® Traffic Advisor™, 23.26" Long, Less Control Head	\$1,175.00
DPTA6	6 Lamp LINZ6™ Super-LED® Traffic Advisor™, 23.26" Long, Less Control Head, Requires Six DP*, No Charge When Ordered with DPTA6	\$1,175.00
DPTA8A	Amber, 8 Lamp LINZ6™ Super-LED® Traffic Advisor™, 30.36" Long, Less Control Head	\$1,530.00
DPTA8	8 Lamp LINZ6™ Super-LED® Traffic Advisor™, 30.36" Long, Less Control Head, Requires Eight DP*, No Charge When Ordered with DPTA8	\$1,530.00
DPTAW8	8 Lamp LINZ6™, 6 Light Traffic Advisor™ with 2 End Warning Lights, 30.36" Long, Less Control Head, Requires Eight DP*, No Charge When Ordered with DPTAW8	\$1,549.00
DP*	LINZ6™ Super-LED® Lighthouse, Amber or White	
<b>Dominator™ TIR3™ Super-LED® Series</b>		
<i>Includes Slide Bolt Mounting. For Interior or Exterior Use. 1.74" High x 2.17" Deep Housing, Three Super-LED@s per lamp.</i>		
<i>Choice of Warning or Traffic Advisor™ Models.</i>		
D2	2 Lamp, 7.11", Requires Two D*, No Charge When Ordered with D2	\$287.00
D4	4 Lamp, 14.21", Requires Four D*, No Charge When Ordered with D4	\$441.00
D6	6 Lamp, 23.26", Requires Six D*, No Charge When Ordered with D6	\$648.00
D8	8 Lamp, 30.36", Requires Eight D*, No Charge When Ordered with D8	\$828.00
DTA6A	Amber, 6 Lamp TIR3™ Super-LED® Traffic Advisor™, 23.26" Long, Less Control Head	\$685.00
DTA6	6 Lamp TIR3™ Super-LED® Traffic Advisor™, 23.26" Long, Less Control Head, Requires Six D*, No Charge When Ordered with DTA6	\$685.00
DTA8A	Amber, 8 Lamp TIR3™ Super-LED® Traffic Advisor™, 30.36" Long, Less Control Head	\$854.00
DTA8	8 Lamp TIR3™ Super-LED® Traffic Advisor™, 30.36" Long, Less Control Head, Requires Eight D*, No Charge When Ordered with DTA8	\$854.00
DTAW8	8 Lamp TIR3™, 6 Light Traffic Advisor™ with 2 End Warning Lights, 30.36" Long, Less Control Head, Requires Eight D*, No Charge When Ordered with DTAW8	\$868.00
D*	TIR3™ Super-LED® Lighthouse, Amber or White	

All models are 12 Volt D.C. only unless otherwise noted above. For other voltages contact factory. \* Replace symbol in model number with letter indicating lens color or LED color desired: A=Amber, B=Blue, C=Clear/White, D=Red, E=Green | # Replace symbol in model number with letter indicating SPLIT lens or LED color desired: D=Red/Clear or White, E=Blue/Clear or White, F=Amber/Clear or White, H=Green/Clear or White, J=Red/Blue, K=Red/Amber, L=Red/Green, M=Blue/Amber | ! To be discontinued, check availability \*\* NCNR Special order, check availability, non-cancellable, non-returnable ! Indicate length desired: 5 foot, 6 foot, 7 foot or 8 foot \$ Indicates Lower Price

⚠ WARNING: This product may contain chemicals known to the State of California to cause cancer and birth defects or other reproductive harm. For more information, visit whelen.com/regulatory.



No. PL24.0UA

\*\* NCNR (special-order, non-cancellable, non-returnable, check availability).  
See "Made-To-Order" Statement on Table of Contents Page of this Price List.

# AMBER LIST PRICE

EFFECTIVE: DECEMBER 14, 2023 | VOID: DECEMBER 18, 2024

MODEL	DESCRIPTION	LIST
<b>Options for Dominator™ Series</b>		
DBKT3	Swivel Mount Bracket Kit for D2, DP2, D4 & DP4 Series Only, Customer Installed	\$42.00
DBKT4	"L" Angle Mounting Bracket Kit, Customer Installed	\$32.00
DBKT5	Upper Rear Window Mounting Bracket Kit for 2008-2019 Chevy Tahoe and 2013-2019 Police Interceptor Utility	\$32.00
TADCTL1	DTA/DPTA Series Control Head Only	\$169.00
TADSW1	On/Off Non-Lighted, SPDT 20 Amp Switch, for TADCTL1	\$22.00
TADSW2	On/Off/On Non-Lighted, SPDT 20 Amp Switch, for TADCTL1	\$22.00

## FlatLighter™ LED Series

Dual 400 Series High Intensity 5mm LEDs with Multiple Scan-Lock™ Flash Patterns. Color LEDs with Clear Outer Lens for Stealth Look  
(For Green, Contact Factory for Price, Availability and Minimum Order Requirements).

FLLEDAA	Amber	\$348.00
FLLEDAC	1 Amber and 1 White	\$438.00

## Slim-Miser™ LED Series

Dual 5mm LED Panels, Side-by-Side with Scan-Lock™ Flash Patterns, Includes a Cigar Plug with On/Off Switch and California Flash Patterns.

SMLLAA	Amber/Amber	\$185.00
--------	-------------	----------

## SlimLighter® Super-LED® Series

Six Super-LED®s (per panel), Includes a Cigar Plug with an On/Off Switch and Scan-Lock™ Flash Patterns, Switch & Swivel Brackets with Suction Cups.

SLPMM**	Amber and/or White	\$495.00
SLPBKT1	Bail Mounting Bracket for Rear Deck or Headliner Mounting	\$30.00

## SpitFire™ ION™ Super-LED® Series

Includes Integral Hood, Two Suction Cups, Cigar Plug with On/Off and Scan-Lock™ Flash Pattern Switch.

SFION*	Amber or White	\$227.00
--------	----------------	----------

## LED Beacons, Self-Contained

### L31 Series Super-LED® Beacon

Class 1 High-Dome - Cast Aluminum Base, Includes Scan-Lock™, Hi/Low Power, Cruise and Synchronize Features.

L31H*F	Amber or White (Single Color Only) Flat Mount	\$735.00
L31HAFCA	Amber, Flat Mount, CA Title 13 Compliant	\$749.00
†† L31HAF4	Amber (Single Color Only) Flat Mount, 24 VDC	\$735.00
L31H*M	Amber or White (Single Color Only) Magnetic Mount	\$774.00
L31HAMCA	Amber, Magnetic Mount, CA Title 13 Compliant	\$774.00
L31HAV	Amber (Single Color Only) Magnetic/Suction Cup Mount	\$783.00
L31HAVCA	Amber, Vacuum/Magnetic Mount, CA Title 13 Compliant	\$783.00
MIRROR20	Mirror Mount Bracket for L31 / L32 / L21 / L22 / L50 / L10 Series Beacons	\$72.00
BBKT30	Shelf Mount Bracket for L31/L32 Series, Stainless Steel, Mounts to Flat Vertical Surface	\$67.00
L360PMKT	Pipe Mount Kit for L31/32 Flat Mount	\$49.00
L360BGB	Branch Guard Kit for L31H Series	\$222.00

### L32 Series Super-LED® Beacon

Class 1 in Amber, Low-Dome - Cast Aluminum Base, Includes Scan-Lock™, Hi/Low Power, Cruise and Synchronize Features.

L32L*F	Amber or White (Single Color Only) Flat Mount	\$489.00
†† L32LAF4	Amber (Single Color Only) Flat Mount, 24 VDC	\$489.00
L32L*M	Amber or White(Single Color Only) Magnetic Mount	\$537.00
L32L*V	Amber or White(Single Color Only) Magnetic/Suction Cup Mount	\$546.00
MIRROR20	Mirror Mount Bracket for L31 / L32 / L21 / L22 / L50 / L10 Series Beacons	\$72.00
BBKT30	Shelf Mount Bracket for L31/L32 Series, Stainless Steel, Mounts to Flat Vertical Surface	\$67.00
L360PMKT	Pipe Mount Kit for L31/32 Flat Mount	\$49.00

### L21 Series Super-LED® Encapsulated Beacon

Class 1, Polycarbonate Base, Perm Mount Models with Scan-Lock™ Flash Patterns.

L21H*P	Amber or White, Perm/Pipe/"J" Hook Mount, High-Dome	\$422.00
L21H*M	Amber or White, Magnetic Mount, High-Dome	\$449.00
L21H*V	Amber or White, Magnetic/Suction Cup Mount, High-Dome	\$461.00
†† L21H*P4	Amber or White, Perm/Pipe/"J" Hook Mount, High-Dome, 24 VDC	\$422.00
L21L*P	Amber or White, Perm/Pipe/"J" Hook Mount, Low-Dome	\$422.00
L21L*M	Amber or White, Magnetic Mount, Low-Dome	\$449.00
L21L*V	Amber or White, Magnetic/Suction Cup Mount, Low-Dome	\$461.00
†† L21L*P4	Amber or White, Perm/Pipe/"J" Hook Mount, Low-Dome, 24 VDC	\$422.00
MIRROR20	Mirror Mount Bracket for L31 / L32 / L21 / L22 / L10 Series Beacons	\$72.00
BBKT20	Shelf Mount Bracket for L21 / L22 / L10 Series Beacons, Stainless Steel, Mounts to Flat Vertical Surface	\$67.00
BGL	Branch Guard for Low-Dome for L21 / L22 / L10 Series Beacons	\$58.00
BGH	Branch Guard, High-Dome for L21 / L22 / L10 Series Beacons	\$60.00
MMK	90 Lb. Pull Magnetic Mount Kit, with 8' Straight Cord & Plug for L21 / L22 / L10 Series Beacons	\$41.00
LSK	Single Lighted Switch (15 Amp Rated), Mounted on Bracket, Wired and Fused	\$53.00

MODEL	DESCRIPTION	LIST
DH2000*	Replacement High-Dome for L21 / L22 / L10 Series Beacons	\$95.00
DL2000*	Replacement Low-Dome for L21 / L22 / L10 Series Beacons	\$95.00

**L22 Series Super-LED®**
Single Color Encapsulated Beacon, Class 2 Amber - Polycarbonate Base, Includes Scan-Lock™ Flash Patterns.

L22H*P	Amber or White, Perm/Pipe Mount, High-Dome	\$244.00
L22H*M	Amber or White, Magnetic Mount, High-Dome	\$276.00
L22H*V	Amber or White, Magnetic/Suction Cup Mount, High-Dome	\$289.00
†† L22H*P4	Amber or White, Perm/Pipe Mount, 24 VDC, High-Dome	\$244.00
L22L*P	Amber or White, Perm/Pipe Mount, Low-Dome	\$244.00
L22L*M	Amber or White (Single Color), Magnetic Mount, Low-Dome	\$276.00
L22L*V	Amber or White, Magnetic/Suction Cup Mount, Low-Dome	\$289.00
†† L22L*P4	Amber or White, Perm/Pipe Mount, 24 VDC, Low-Dome	\$244.00
MIRROR20	Mirror Mount Bracket for L31 / L32 / L21 / L22 / L50 / L10 Series Beacons	\$72.00
BBKT20	Shelf Mount Bracket for L21 / L22 / L10 Series Beacons, Stainless Steel, Mounts to Flat Vertical Surface	\$67.00
BGL	Branch Guard for Low-Dome for L21 / L22 / L10 Series Beacons	\$58.00
BGH	Branch Guard, High-Dome for L21 / L22 / L10 Series Beacons	\$60.00
MMK	90 Lb. Pull Magnetic Mount Kit, with 8' Straight Cord & Plug for L21 / L22 / L10 Series Beacons	\$41.00
LSK	Single Lighted Switch (15 Amp Rated), Mounted on Bracket, Wired and Fused	\$53.00
DH2000*	Replacement High-Dome for L21 / L22 / L10 Series Beacons	\$95.00
DL2000*	Replacement Low-Dome for L21 / L22 / L10 Series Beacons	\$95.00

**L10 Series Super-LED® Beacon**
Class 1 Amber, with Scan-Lock™ Flash Patterns

L10HAP	Amber, High-Dome, Perm/Pipe Hook Mount, 12 VDC	\$202.00
L10HCP	Clear, High-Dome, Perm/Pipe Mount, 12 VDC	\$202.00
†† L10HAP4	Amber, High-Dome, Perm/Pipe Hook Mount, 24 VDC	\$202.00
L10HAM	Amber, High-Dome, Magnetic Mount, 12 VDC	\$225.00
L10HAV	Amber, High-Dome, Magnetic/Suction Mount, 12 VDC	\$225.00
L10LAP	Amber, Low-Dome, Perm/Pipe Hook Mount, 12 VDC	\$202.00
L10LCP	Clear, Low-Dome, Perm/Pipe Mount, 12 VDC	\$202.00
†† L10LAP4	Amber, Low-Dome, Perm/Pipe Hook Mount, 24 VDC	\$202.00
L10LAM	Amber, Low-Dome, Magnetic Mount, 12 VDC	\$225.00
L10LAV	Amber, Low-Dome, Magnetic/Suction Mount, 12 VDC	\$225.00
L10H#P	Amber/White or Blue/Amber DUO™ Color with Individual Control, Scan-Lock™ Flash Pattern and Synchronize Feature. Perm/Pipe Hook Mount, 12 VDC, High-Dome	\$278.00
L10L#P	Amber/White or Blue/Amber DUO™ Color with Individual Control, Scan-Lock™ Flash Pattern and Synchronize Feature. Perm/Pipe Hook Mount, 12 VDC, Low-Dome	\$278.00
MIRROR20	Mirror Mount Bracket for L31 / L32 / L21 / L22 / L50 / L10 Series Beacons	\$72.00
BBKT20	Shelf Mount Bracket for L21 / L22 / L10 Series Beacons, Stainless Steel, Mounts to Flat Vertical Surface	\$67.00
BGL	Branch Guard for Low-Dome for L21 / L22 / L10 Series Beacons	\$58.00
BGH	Branch Guard, High-Dome for L21 / L22 / L10 Series Beacons	\$60.00
MMK	90 Lb. Pull Magnetic Mount Kit, with 8' Straight Cord & Plug for L21 / L22 / L10 Series Beacons	\$41.00
LSK	Single Lighted Switch (15 Amp Rated), Mounted on Bracket, Wired and Fused	\$53.00
DH2000*	Replacement High-Dome for L21 / L22 / L10 Series Beacons	\$95.00
DL2000*	Replacement Low-Dome for L21 / L22 / L10 Series Beacons	\$95.00

**L51 & L53 Series Super - LED® Beacons**

L51*P	Class 1, Amber or White, Perm Mount	\$421.00
L51*M	Class 1, Amber or White, Magnetic Mount	\$441.00
L53AP	Class 3, Amber, Flat Mount, Single LED Beacon, Scan-Lock™ Flash Patterns including Steady-Burn and Cruise Mode	\$86.00
L53AM	Class 3, Amber, Magnetic Mount, Single LED Beacon, Scan-Lock™ Flash Patterns including Steady-Burn and Cruise Mode	\$112.00
MIRROR15	Mirror Mount Bracket for L50 Series	\$70.00

**L41 Series Super-LED® Beacon**
12/24 VDC, Class 1, Cast Aluminum Base, Includes Scan-Lock™, Permanent Mount Models with Hi/Low and Synchronization Feature, Amber or White.

L41*P	Perm/Pipe Mount	\$394.00
L41*M	Magnetic Mount	\$420.00
L41*V	Magnetic/Suction Mount	\$431.00
L40BG	Branch Guard for L41 Series Beacons	\$49.00

All models are 12 Volt D.C. only unless otherwise noted above. For other voltages contact factory. \* Replace symbol in model number with letter indicating lens color or LED color desired: A=Amber, B=Blue, C=Clear/White, E=Red, G=Green | # Replace symbol in model number with letter indicating SPLIT lens or LED color desired: D=Red/Clear or White, E=Blue/Clear or White, F=Amber/Clear or White, H=Green/Clear or White, J=Red/Blue, K=Red/Amber, L=Red/Green, M=Blue/Amber | † To be discontinued, check availability †† NCNR Special order, check availability, non-cancellable, non-returnable † Indicate length desired: 5 foot, 6 foot, 7 foot or 8 foot \$ Indicates Lower Price
⚠ WARNING: This product may contain chemicals known to the State of California to cause cancer and birth defects or other reproductive harm. For more information, visit whelen.com/regulatory.



No. PL24.0UA

\*\* NCNR (special-order, non-cancellable, non-returnable, check availability).  
See "Made-To-Order" Statement on Table of Contents Page of this Price List.

# AMBER LIST PRICE

EFFECTIVE: DECEMBER 14, 2023 | VOID: DECEMBER 18, 2024

MODEL	DESCRIPTION	LIST
<b>Rota-Beam™ Super-LED® R316 Series Beacon</b>		
<i>Class 1 High-Dome - Cast Aluminum Base, Includes Scan-Lock™, Hi/Low Power, Cruise and Synchronize Features.</i>		
R316AF	Amber Flat Mount	\$1,015.00
R316AM	Amber Magnetic Mount	\$1,053.00
R316AV	Amber Magnetic/Suction Mount	\$1,060.00
RPHOTO	Photocell Option for Hi/Low Power	\$58.00
<b>Rota-Beam™ Super-LED® R416 Series Beacon</b>		
<i>Class 1 - Cast Aluminum Base, Includes Scan-Lock™, Hi/Low Power, Cruise and Synchronize Features.</i>		
R416AF	Amber Flat Mount	\$1,015.00
R416AM	Amber Magnetic Mount	\$1,053.00
R416AV	Amber Magnetic/Suction Mount	\$1,060.00
RPHOTO	Photocell Option for Hi/Low Power	\$58.00
<b>Flashers, Halogen &amp; LED</b>		
<b>Universal® Halogen &amp; LED Flashers</b>		
UFM8	Eight Outlet Halogen/LED Flasher, 60 Watts per Outlet, 2x2x2x2 Switching, 17 Selectable Flash Patterns	\$261.00
ULF44	Four Outlet, Four Channel LED Flasher, 60 Watts per Outlet, More than 60 Scan-Lock™ Flash Patterns, Allowing for Alternating, Simultaneous and Synchronized Flashing Lighthead	\$114.00
SLFLASH	SmartLogic™ Programmable Flasher	\$306.00
LCPHOTO	Logic Level Photocell for use with SLFLASH, CenCom Core®, CenCom Sapphire™, CenCom Carbide™ and CanTrol®	\$125.00
<b>Headlight/Grille, Taillight Flashers &amp; Police Equipment Interface Modules</b>		
SSFPOS	100% Solid-State, Headlight/Grille Light Flasher, 2 Outlet, 160 Watts Per Outlet, 7 Flash Patterns, For Positive Switching Headlights	\$99.00
UHF2150A	Headlight/Grille Light Flasher with 4 Flash Patterns for Positive or Negative Headlight Switching	\$89.00
<b>Options for LED Lighthead</b>		
LEDLOAD	In-line "Load" Resistor Kit to Interface with OEM Turn Signal Circuit	\$86.00
PROGRAM2	Scan-Lock™+ Wireless Programmer, Requires Smartphone App to Operate	\$150.00
<b>Lighthead, Super-LED®, LED, Halogen &amp; Combination</b>		
<i>Note: In the Model Number the 3rd and 4th Digit are for the LED or Super-LED® Color. The 7th Digit is for the Lens Color.</i>		
<b>0S™ Square Lens Series, Marker/Clearance, Illumination and Flashing LED</b>		
<i>Chrome Housing, Size is 1" Wide x 1-1/2" Long.</i>		
0SA00MCR	Amber Marker/Clearance Light with Clear Lens	\$38.00
0SA00FCR	Amber with Single Flash and Clear Lens	\$38.00
0SC00FCR	White with Single Flash and Clear Lens	\$50.00
0SA00SCR	Amber Steady-Burn and Clear Lens	\$38.00
0SC0EDCR	White Illumination Light with Clear Lens	\$50.00
0AC0EDCR	White Illumination Light with Clear Lens and 45° Angled Chrome-Plated Bezel	\$53.00
<b>2" Round 5mm LED Lighthead</b>		
<i>Includes 2.5" Adapter for Customer Supplied 2.5" Grommet, 3" and 3.5" Flange Mount. Other Optional Mounting Kit Purchased Separately (See Optional Mounting Section).</i>		
TOA00M*R	Clearance Light, Amber	\$46.00
TOCACCCR	Compartment Light, Intensity Level 3	\$64.00
<b>Optional Mounting for 2" Round Series</b>		
TFLANGEB	Flange Kit, Surface Mount, Black	\$13.00
TFLANGEC	Flange Kit, Surface Mount, Chrome	\$23.00
TGROM2	2" Grommet	\$12.00
<b>3" Round Super-LED® Lighthead</b>		
<i>Steady-Burn or Flashing</i>		
3SC0CDCR	Compartment Light, White	\$94.00
3SA00F*R	Flashing, Single Pattern, Amber	\$94.00
3SBCCDCR	Compartment Light, Combination Blue/White, with Independent Control of Blue and White Light	\$101.00
3SRCCDCR	Compartment Light, Combination Red/White, with Independent Control of Red and White Light	\$101.00
3SR0CDRR	Red, Steady-Burn, Nighttime Illumination Lighting	\$94.00
3FLANGEC	Flange Kit, Surface Mount, Chrome	\$19.00
3GROMMET	Grommet Mounting Kit	\$12.00
<b>4" Round Super-LED® Lighthead</b>		
<i>Scan-Lock™ Flash Patterns (with Phase 1 and Phase 2) and Steady-Burn, Includes Adapter for PAR36 Applications.</i>		
2F*00Z*R	Flat Lens, Synchronizable, Amber or White	\$234.00
2E*00Z*R	Extended Lens, Synchronizable, Amber or White	\$234.00
<b>Optional Mounting for 4" Round Series</b>		
2FLANGEB	Black Surface Mount Trim Ring Kit (For LED Models Only)	\$13.00
2FLANGEC	Chrome Surface Mount Trim Ring Kit (For LED Models Only)	\$32.00

MODEL	DESCRIPTION	LIST
2GROMMET	Grommet Mounting Kit (For Super-LED® Models)	\$12.00
<b>4" Round, 2G Series Grommet Mount Lighthoods</b>		
2GA00F*R	5mm LED Warning Light with 14 Flash Patterns and Steady-Burn, Amber, Includes Gromme	\$135.00
20C0CDCR	Compartment Light, Level 3 Intensity, Optional Mounting Kit Purchased Separately	\$171.00
20C0CDCD	Compartment Light, Level 3 Intensity, with Deutsch® Connector, Optional Mounting Kit Purchased Separately	\$185.00
2GFLANGC	Optional Surface Mount Chrome-Plated Flange Kit for 2G Series & Compartment Lights	\$25.00
2GFLANGB	Optional Surface Mount Black Flange Kit for 2G Series & Compartment Lights	\$13.00
2GBKT1	Optional "L" Bracket, For Use with Grommet Mount Lighthouse Only, Each	\$31.00
<b>400 Series Linear Super-LED®</b>		
4V3*	V-Series™, Combination 180° Warning, Take-Down and Puddle Light with Scan-Lock™ Warning Flash Patterns, Amber or White Warning	\$510.00
404*0S*R	SOLO™, Amber or White. Requires Remote Flasher, Purchased Separately (Not to be used as a Steady-Burn light)	\$292.00
404F0SCR	DUO™, Amber/ White, Interleaved. Individual Controls of each Color. Requires Remote Flasher, Purchased Separately (Not to be used as a Steady-Burn light)	\$292.00
404*0Z*R	SOLO™, Amber or White. Includes Internal Flasher with Flash Patterns, Steady-Burn and Sync	\$292.00
404F0ZCR	DUO™, Amber/ White, Interleaved. Individual Controls of each Color. Includes Internal Flasher with Flash Patterns, Steady-Burn and Sync	\$292.00
40**5SCR	† Amber and/or White, Six Super-LED® over Six Super-LED® with Individual Controls of Upper and Lower Level. Requires Remote Flasher, Purchased Separately (Not to be used as a Steady-Burn light)	\$292.00
404BUV	Super-LED® Back-Up Light, Vertical Mount, 12/24 VDC	\$251.00
404BUH	Super-LED® Back-Up Light, Horizontal Mount, 12/24 VDC	\$251.00
<b>400 Series Single Level Super-LED®</b>		
<small>Includes Scan-Lock™ Flash Patterns (with Phase 1 and Phase 2) and Steady-Burn with Synchronize Feature.</small>		
40*0Z2*R	Amber or White	\$170.00
<b>400 Series Super-LED® Brake/Tail/Turn, Turn &amp; Back Up</b>		
<small>Color LEDs with Color Outer Lens. Requires Optional Mounting Kit Purchased Separately (See Optional Mounting Section).</small>		
404BTT	Super-LED®, Brake/Tail/Turn, 12/24 VDC	\$163.00
404T	Super-LED®, with Multiple Flash Patterns, including Arrow Pattern, Turn Light Amber, 12/24 VDC	\$163.00
<b>Options for 400 Series</b>		
4EFLANGE	Chrome-Plated Flange Kit (Not for use with Linear-LED® & Super-LED®), Surface Mount 5mm & Single Level Super-LED® Only	\$23.00
4FLANGEB	Black Flange Kit (Not for use with Linear-LED® & Super-LED®), Surface Mount 5mm & Single Level Super-LED® Only	\$15.00
4TSMAB	Black Super-LED® Surface Mount Adapter, Linear-LED® & Super-LED® Only	\$25.00
4TSMAC	Chrome-Plated Super-LED® Surface Mount Adapter, Linear-LED® & Super-LED® Only	\$37.00
4EGRILP	Grille-Master™ Chrome Housing with Swivel Bracket. Not for use with LED/Halogen Combination Models	\$95.00
4EGRILB	Grille-Master™ Black Housing with Swivel Bracket. Not for use with LED/Halogen Combination Models	\$88.00
4BKT1	Universal "L" Mounting Bracket for 400 Series Lighthouse, must be used with 4TSMAB or 4TSMAC Flange	\$34.00
<b>500 Series Linear Super-LED® Lighthoods</b>		
<small>Color LEDs with Color Outer Lens, Split Color Modules with Clear Outer Lens, Scan-Lock™ Flash Patterns, Plus Steady-Burn, and Synchronize Feature. Requires Optional Mounting Kit Purchased Separately (See Optional Mounting Section).</small>		
5V3*	V-Series™, Combination 180° Warning, Take-Down and Puddle Light Combination with Scan-Lock™ Warning Flash Patterns, Amber or White Warning	\$384.00
5V1*	Combination 180° and TIR™ Warning, Single Color with Scan-Lock™ Flash Patterns, Amber or White with Clear Lens	\$376.00
50*0Z2*R	Amber or White, For Horizontal Mounting	\$221.00
50**2ZCR	Split Colors, Amber, For Horizontal Mounting	\$227.00
†† 50AC2ZCR	Split Amber/White, For Horizontal Mounting	\$227.00
†† 50CC2ZCR	Split White/White, For Horizontal Mounting	\$227.00
5VA0Z2*R	Amber, For Vertical Mounting	\$221.00
†† 50AA2SA2	Cab Mount Lights with Chrome Flange, Vertical Mount (one per side)	\$268.00
50A02SA1	Grommet Mount, Includes Grommet, Lights Used on Rear of Trucks (in an array of 7)	\$243.00
<b>500 Series TIR6™ Super-LED®</b>		
<small>Color LEDs with Color Outer Lens, Split Color Modules with Clear Outer Lens, Six Super-LED®s (per panel). Scan-Lock™ Flash Patterns, including Steady and Synchronize Feature. Requires Optional Mounting Kit Purchased Separately (See Optional Mounting Section).</small>		
50*03Z*R	Amber or White	\$206.00

All models are 12 Volt D.C. only unless otherwise noted above. For other voltages contact factory. \* Replace symbol in model number with letter indicating lens color or LED color desired: A=Amber; B=Blue; C=Clear/White; R=Red; G=Green | † Replace symbol in model number with letter indicating SPLIT lens or LED color desired: D=Red/Clear or White; E=Blue/Clear or White; F=Amber/Clear or White; H=Green/Clear or White; J=Red/Blue; K=Red/Amber; L=Red/Green; M=Blue/Amber | † To be discontinued, check availability †† NCNR Special order, check availability, non-cancellable, non-returnable † Indicate length desired: 5 foot, 6 foot, 7 foot or 8 foot \$ Indicates Lower Price

⚠ WARNING: This product may contain chemicals known to the State of California to cause cancer and birth defects or other reproductive harm. For more information, visit whelen.com/regulatory.



MODEL	DESCRIPTION	LIST
†† 50**3ZCR	Split Colors Amber or White	\$214.00

**Options for 500 Series**
(For all 500 Series Lighthoods, Except 5G Surface Mount Models.)

5FLANGEB	Black Flange Kit	\$15.00
5FLANGEC	Chrome-Plated Flange Kit	\$23.00
5FLANGEP	Polished Aluminum Flange	\$57.00
5GROMMET	Grommet Mount Kit	\$16.00
5GBKT1	Optional "L" Bracket for use with Grommet Mount Lighthouse Only, Each	\$33.00
5TSMAB	Black Surface Mount Adapter, TIR6™ Super-LED® Only	\$13.00
5TSMAC	Chrome-Plated Surface Mount Adapter, TIR6™ Super-LED® Only	\$23.00
5LSMAB	Black Surface Mount Adapter for Linear Super-LED® Only	\$24.00
5LSMAC	Chrome-Plated Surface Mount Adapter for Linear Super-LED® Only	\$39.00
5BRUSH	Aluminum Brush Guard, Includes Surface Mount Adapter for TIR6™ Super-LED® Series, 5mm Requires Optional Flange Purchased Separately	\$39.00
5BKT1	Mounting Bracket for 500 Series Super-LED®, Universal Mounting Bracket	\$21.00

**5G Series Super-LED® and LED Grommet Mount Lighthoods**

5GA00F*R	5mm LED Warning Light, Amber with 14 Flash Patterns	\$157.00
5GC0CCCR	Compartment Light, White Super-LED® with Clear Lens	\$100.00
5GC00WCR	5mm LED Back-up Light, White	\$146.00
5GFLANGC	Optional Surface Mount Chrome-Plated Flange Kit for 5G Series	\$31.00
5GFLANGB	Optional Surface Mount Black Flange Kit for 5G Series	\$13.00
5GBKT1	Optional "L" Bracket, For Use with Grommet Mount Lighthouse Only, Each	\$33.00

**600 Series Super-LED® Lighthoods**
Surface Mount, Color LEDs with Color Outer Lens (Unless Specified). Requires Optional Mounting Kit Purchased Separately (See Optional Mounting Section).

60*02S*R	Amber or White, without Flange, Requires LED Flasher Purchased Separately	\$239.00
60*02F*R	Amber or White, Includes Internal Flasher with Flash Patterns, Steady-Burn and Hi/Low Power	\$239.00
604SLC	NEW M6 Effective Zone "EZ" Scene Light™, Includes Chrome Flange, Includes Slow Ramp Up and Ramp to Low Power Feature, 10-30 VDC	\$380.00
604SLB	NEW M6 Effective Zone "EZ" Scene Light™, Includes Black Flange, Includes Slow Ramp Up and Ramp to Low Power Feature, 10-30 VDC	\$380.00
60C0ELZR	Gradient Opti-Scenelight™, Recess Mount	\$421.00
6SC0ENZR	Gradient Opti-Scenelight™, Surface Mount	\$380.00

**600 Series Super-LED® LED Brake/Tail/Turn & Back-Up Lighthoods**
Surface Mount, Color LEDs with Color Outer Lens. Requires Optional Mounting Kit Purchased Separately (See Optional Mounting Section).

604T	Super-LED®, Turn Light Amber, with Multiple Flash Patterns, including Arrow Pattern, 12/24 VDC	\$177.00
604BTT	Super-LED®, Brake/Tail/Turn, 12/24 VDC	\$240.00
604BU	Super-LED®, Back-Up Light, 12/24 VDC	\$177.00

**600 Series Snap-In Halogen Lighthoods**
Requires Optional Mounting Kit Purchased Separately (See Optional Mounting Section). Consider Applicable 600 or M6 Super-LED® Lighthoods.

60K000XR	26 Degree Opti-Scenelight™, without Flange	\$271.00
60K000YR	13 Degree Opti-Scenelight™, without Flange	\$271.00

**Options for 600 Series**

†† 64FKIT	Mounting Kit to Convert 600 Series to Fit in Old-Style 64 Series Hole Cutouts	\$9.50
6FLANGEB	Black Flange Kit for 600 Series	\$16.00
6EFLANGE	Chrome-Plated Flange Kit for 600 Series	\$29.00
PLAST3V	Flange, Chrome-Plated Three Light Vertical (Lighthoods Purchased Separately)	\$206.00
PLAST4V	Flange, Chrome-Plated Four Light Vertical (Lighthoods Purchased Separately)	\$289.00
PLAST4VL	Flange, Chrome-Plated Four Light Vertical, 5mm LED and Super-LED® Only (Lighthoods Purchased Separately)	\$137.00
CAST3	Polished Aluminum Housing for Vertical Mounting, 3 Lamp	\$309.00
CAST3H	Polished Aluminum Housing for Horizontal Mounting, 3 Lamp	\$338.00
CAST4V	Polished Aluminum Housing for Vertical Mounting, 4 Lamp	\$472.00
6BKT1	"L" Bracket Push Bumper Mounting Kit for 600/M6/600 Rota-Beam, Black, Each	\$31.00
6BKT1	"L" Bracket Push Bumper Mounting Kit for 600/M6/600 Rota-Beam™, Black, Each	\$31.00
6BKT2	Angled Bracket Push Bumper Mounting Kit for 600/M6/600 Rota-Beam™, Black, Each	\$31.00

**700 Series Super-LED® Lighthoods**
Surface Mount, Color LEDs with Color Outer Lens (Unless Specified). Requires Optional Mounting Kit Purchased Separately (See Optional Mounting Section).

70*02S*R	Amber or White, without Flange, Requires LED Flasher Purchased Separately	\$239.00
70*02F*R	Amber or White, Includes Internal Flasher with Flash Patterns, Steady-Burn and Hi/Low Power	\$239.00
70C0ELZR	Gradient Opti-Scenelight™, Recess Mount	\$421.00



No. PL24.0UA

\*\* NCNR (special-order, non-cancellable, non-returnable, check availability). See "Made-To-Order" Statement on Table of Contents Page of this Price List.

# AMBER LIST PRICE

EFFECTIVE: DECEMBER 14, 2023 | VOID: DECEMBER 18, 2024

MODEL	DESCRIPTION	LIST
7SC0ENZR	Gradient Opti-Scenelight™, Surface Mount s)	\$380.00
<b>700 Series Super-LED® Brake/Tail/Turn &amp; Back-Up Lightheads</b>		
<i>Surface Mount, Color LEDs with Color Outer Lens. Requires Optional Mounting Kit Purchased Separately (See Optional Mounting Section).</i>		
704BTT	Super-LED®, Brake/Tail/Turn, 12/24 VDC	\$206.00
704T	Super-LED®, Turn Light Amber, with Multiple Flash Patterns, including Arrow Pattern, 12/24 VDC	\$240.00
704BU	Super-LED®, Back-Up Light, 12/24 VDC	\$240.00
<b>700 Series Snap-In Halogen Lightheads</b>		
<i>Requires Optional Mounting Kit Purchased Separately (See Optional Mounting Section). Consider Applicable 700 or M7 Super-LED® Lightheads.</i>		
70K00ZR	8-32 Degree Opti-Scenelight™, without Flange	\$251.00
<b>Options for 700 Series</b>		
7FLANGEB	Black Flange Kit	\$16.00
7EFLANGE	Chrome-Plated Flange Kit	\$24.00
7CAST3	Polished Cast Aluminum Housing, 3 Lamps	\$300.00
73FKIT	Mounting Kit to convert 700 Series to fit in Old Style 73 Series Hole Cutouts	\$11.00
<b>810 Series - Relampable Halogen Lightheads</b>		
<i>Surface Mount (Less Cable)</i>		
810CA0ZR	8-32 Degree Halogen Scenelight	\$388.00
810TRIM	Chrome-Plated Flange Cover	\$36.00
<b>900 Series Super-LED® Lightheads</b>		
<i>Surface Mount (Unless Specified), Color LEDs with Color Outer Lens (Unless Specified). Requires Optional Mounting Flange 90FLANGC &amp; 90FLANGB Purchased Separately.</i>		
90**5S*R	Amber or White (Single Color Only), without Flange, Requires LED Flasher Purchased Separately	\$380.00
90**5F*R	Amber or White (Single Color Only), Includes Internal Flasher with Flash Patterns, Steady-Burn and Hi/Low Power	\$380.00
904SLC	900 Effective Zone "EZ" Scene Light™, Includes Chrome Flange, Includes Slow Ramp Up and Ramp to Low Power Feature	\$638.00
904SLB	900 Effective Zone "EZ" Scene Light™, Includes Black Flange Includes Slow Ramp Up and Ramp to Low Power Feature	\$638.00
9SC0ENZR	Gradient Opti-Scenelight™, Surface Mount, Includes Flange	\$670.00
90FLANGB	Black Flange Kit for 900 Series Super-LED® Only	\$19.00
90FLANGC	Chrome-Plated Flange Kit for 900 Series Super-LED® Only	\$41.00
<b>900 Series Super-LED® Brake/Tail &amp; Turn, Lightheads</b>		
<i>Surface Mount, Color LEDs with Color Outer Lens. Requires Optional Mounting Purchased Separately (See Optional Mounting Section).</i>		
904BTT	Super-LED®, Brake/Tail/Turn, 12/24 VDC	\$478.00
904T	Super-LED®, Turn Light Amber, with Multiple Flash Patterns, including Arrow Pattern, 12/24 VDC	\$320.00
<b>900 Series Snap-In Halogen Lightheads</b>		
<i>Optional Mounting Kit Purchased Separately (See Optional Mounting Section). Consider Applicable 900 or M9 Super-LED® Lightheads.</i>		
90E00ZR	Gradient Opti-Scenelight™	\$293.00
<b>Options for 900 Series</b>		
<i>(Except for Super-LED®)</i>		
9FLANGEB	Black Flange Kit for 900 Series (Not for Use With 900 Super-LED® Series)	\$20.00
9EFLANGE	Chrome-Plated Flange Kit for 900 Series (Not for Use With 900 Super-LED® Series)	\$38.00
97FKIT	Mounting Kit to Convert 900 Series to Fit in Old Style 97 Series Hole Cutouts	\$12.00
<b>Arges® Series</b>		
<i>Super-LED® 360° Remote Control Spotlight, Black Housing, Compatible with CenCom Core®</i>		
ARGES1	5° Spotlight with Proclera® Silicone Optic	\$772.00
ARGES2	ProFocus™, Select from Spot/Flood Combination Light or Floodlight from the Control Head	\$894.00
ARGFMKT	Arges® Kit, Includes ARGES1 Spotlight, ARGCH1 Control Head and ARGFM Flat Mount	\$1,163.00
ARGCH1	Control Head for Arges®, Bail Bracket	\$345.00
ARGCH2	Control Head for Arges®, Swivel Mount	\$345.00
ARGFM	Flat Mount, Universal	\$50.00
ARG49D	Chevy Silverado 1500, 2019-2023, Driver Side Fender Mounting	\$113.00
ARG49P	Chevy Silverado 1500, 2019-2023, Passenger Side Fender Mount	\$113.00
ARG49BD	Chevy Silverado 2500/3500, 2020-2024, Driver Side Fender Mount	\$113.00
†† ARG42D	† Ram 1500/2500/3500, 2014-2018 and Ram 1500 (Classic), 2019-2022, Driver Side Fender Mounting	\$113.00
ARG47CD	Ford F-150, 2021-2023, Driver Side Fender Mount	\$113.00
ARG47CP	Ford F-150, 2021-2023, Passenger Side Fender Mount	\$113.00

All models are 12 Volt D.C. only unless otherwise noted above. For other voltages contact factory. \* Replace symbol in model number with letter indicating lens color or LED color desired: A=Amber; B=Blue; C=Clear/White; D=Red; E=Green | # Replace symbol in model number with letter indicating SPLIT lens or LED color desired: D=Red/Clear or White; E=Blue/Clear or White; F=Amber/Clear or White; H=Green/Clear or White; J=Red/Blue; K=Red/Amber; L=Red/Green; M=Blue/Amber | † To be discontinued, check availability †† NCNR Special order, check availability, non-cancellable, non-returnable † Indicate length desired: 5 foot, 6 foot, 7 foot or 8 foot \$ Indicates Lower Price

⚠ WARNING: This product may contain chemicals known to the State of California to cause cancer and birth defects or other reproductive harm. For more information, visit whelen.com/regulatory.



No. PL24.0UA

\*\* NCNR (special-order, non-cancellable, non-returnable, check availability).  
See "Made-To-Order" Statement on Table of Contents Page of this Price List.

# AMBER LIST PRICE

EFFECTIVE: DECEMBER 14, 2023 | VOID: DECEMBER 18, 2024

MODEL	DESCRIPTION	LIST
ARG47BD	Ford F-250/F-350, 2019-2022, F-450/F-550 Super-Duty, 2019-2023, Driver Side Fender Mount	\$113.00
ARG47BP	Ford F-250/F-350, 2019-2022, F-450/F-550 Super-Duty, 2019-2023, Passenger Side Fender Mount	\$113.00
ARG47DD	Ford F-250/F-350, 2023, F-450/F-550/F600 Super-Duty, 2023, Driver Side Fender Mount	\$113.00
ARG47DP	Ford F-250/F-350, 2023, F-450/F-550/F600 Super-Duty, 2023, Passenger Side Fender Mount	\$113.00
ARG47ED	Ford F-150 Lightning, 2022-2023, Driver Side Fender Mount	\$113.00
ARG47EP	Ford F-150 Lightning, 2022-2023, Passenger Side Fender Mount	\$113.00
ARGLB1	Lightbar Mounting Bracket for Legacy®, Liberty™ II, Justice® and Freedom® IV Series Lightbars, Arges® with Flat Mount Purchased Separately.	\$123.00

## Fluorent Plus™ Series

Super-LED® Compartment Tube Lighting, Includes Both "C" Clip and "P" Clip Mounting.

F09PC	9", Non-Frosted Lens	\$113.00
F18PC	18", Non-Frosted Lens	\$162.00
F27PC	27", Non-Frosted Lens	\$215.00
F36PC	36", Non-Frosted Lens	\$282.00
F45PC	45", Non-Frosted Lens	\$346.00
F54PC	54", Non-Frosted Lens	\$426.00
F63PC	63", Non-Frosted Lens	\$490.00

## Interior Light, 6" Round

Low-Profile, Surface Mount Super-LED® Interior Light

60C0EHCR	Super-LED® Ambulance Interior Light. 6" Round Surface Mount	\$252.00
60C0EJCS	6 Diode Interior Light, White, Includes Switch	\$228.00

## Interior Light, 8" Round

Super-LED® Ambulance Interior Lighthouse

80C0EHCR	Super-LED® Ambulance Interior Light. Fits Industry Standard 8" Cutout	\$208.00
80CBEHCR	9 Diode, Super-LED® Interior Light, 6 White with Hi/Low and 3 Blue	\$407.00
80CREHCR	9 Diode, Super-LED® Interior Light, 6 White with Hi/Low and 3 Red	\$407.00

## Interior Lights (Less Cable)

86CE1	12 Diode, Super-LED® 8" x 6" Interior Light, White	\$527.00
-------	--	----------

## ION™ Series Super-LED® Universal® Light

Includes Universal Mount, Scan-Lock™ Flash Patterns and a 4-Wire Pigtail.

(For Chrome or White Housings, Contact Factory for Price, Availability and Minimum Order Requirements.)

ION*	Amber or White, Black Housing	\$174.00
ION#	Split Color, Clear Lens, Amber/White or Blue/Amber, Black Housing	\$174.00

## ION™ Surface Mount Series Super-LED®

Includes Scan-Lock™ Flash Patterns and a 4-Wire Pigtail.

(For Chrome or White Housings, Contact Factory for Price, Availability and Minimum Order Requirements.)

IONSM*	Amber or White, Black Housing	\$174.00
IONSM#	Split Color, Clear Lens, Amber/White or Blue/Amber Only, Black Housing	\$174.00

## ION™ DUO™ Series Linear-LED® Universal Light

Includes Universal Mount, Scan-Lock™ Flash Patterns and a 5-Wire Pigtail.

(For Chrome or White Housings, Contact Factory for Price, Availability and Minimum Order Requirements.)

I2#	Amber/White or Blue/Amber Only, Individual Control of each Color, Black Housing	\$201.00
-----	---	----------

## ION™ DUO™ Surface Mount Series Linear-LED®

Scan-Lock™ Flash Patterns and a 5-Wire Pig Tail.

(For Chrome or White Housings, Contact Factory for Price, Availability and Minimum Order Requirements.)

I2SM#	Amber/White or Blue/Amber Only, Individual Control of each Color, Black Housing	\$201.00
-------	---	----------

## ION™ Wide Angle Series Super-LED® Universal Light

Includes Universal Mount, Scan-Lock™ Flash Patterns and a 4-Wire Pigtail.

(For Chrome or White Housings, Contact Factory for Price, Availability and Minimum Order Requirements.)

WION*	Wide Angle, Amber or White, Black Housing	\$174.00
WION#	Wide Angle, Split Color, Clear Lens, Amber/White or Blue/Amber Only, Black Housing	\$174.00

## ION™ Wide Angle Surface Mount Series Super-LED®

Includes Scan-Lock Flash™ Patterns and a 4-Wire Pigtail.

(For Chrome or White Housings, Contact Factory for Price, Availability and Minimum Order Requirements.)

WIONSM*	Wide Angle, Amber or White, Black Housing	\$174.00
WIONSM#	Wide Angle, Split Color, Clear Lens, Amber/White or Blue/Amber Only, Black Housing	\$174.00
WXONSM*	Wide Angle, Amber or White, Black Housing with Smoked Lens	\$186.00

## ION™ V-Series™ Super-LED® Universal Light

180° Warning, Take-Down and Puddle Light

IONV3*	Universal Mount ION™ with Combination 180° Warning, Take-Down and Puddle Light, Amber or White Warning, Black Housing.	\$333.00
--------	--	----------

MODEL	DESCRIPTION	LIST
IONV1*	Universal Mount ION™, with Combination 180° and TIR™ Warning, Single Color, Amber or White, Black Housing	\$327.00
XONV1*	Universal Mount ION™, with Combination 180° and TIR™ Warning, Single Color, Amber or White, Black Housing with Smoked Lens	\$340.00

**ION™ V-Series™ Super-LED® Surface Mount Lighthouse**
180° Warning, Take-Down and Puddle Light

IONSV3*	Surface Mount ION™ with Combination 180° Warning, Take-Down and Puddle Light, Amber or White Warning, Black Housing.	\$333.00
IONSV1*	Surface Mount ION™, with Combination 180° and TIR™ Warning, Single Color, Amber or White, Black Housing	\$327.00
XONSV1*	Surface Mount ION™, with Combination 180° and TIR™ Warning, Single Color, Amber or White, Black Housing with Smoked Lens	\$340.00

**Options for ION™, ION™ Wide Angle and ION™ V-Series™ Universal Lights**
(For Chrome or White Housings, Contact Factory for Price, Availability and Minimum Order Requirements.)

IONK1B	Optional Swivel Mount Bracket, Black	\$44.00
IONGROM	Grommet Mount Kit	\$12.00
IONPEDB	Pedestal Mount Kit, Black	\$88.00
IONBKT1	Optional Universal License Plate Bracket for 2 ION™ Lighthoods, Horizontal Mount. Not for Use with Surface Mount ION™ Models	\$44.00

**ION™ T-Series™ Linear Super-LED®, Surface Mount Lighthouse**
Includes Clear Lens, Black Flange and Scan-Lock™ Flash Patterns.

TLI*	SOLO™ Amber or White	\$168.00
TLP1*	NEW SOLO™ Amber or White, with Low Power	\$178.00
TLI#	Split Color, Amber/White or Blue/Amber Only	\$168.00
TLP1#	NEW Split Color, Amber/White or Blue/Amber Only, with Low Power	\$178.00
TLI2#	DUO™ Color, Amber/White or Blue/Amber, Only	\$195.00
TLP12#	NEW DUO™ Color, Amber/White or Blue/Amber Only, with Low Power	\$205.00
TLI3KC	TRIO™ Red/Amber/White, Individual Control of each Color	\$216.00
TLI3MC	TRIO™ Blue/Amber/White, Individual Control of each Color	\$216.00
TIONFC	Flange, Chrome	\$23.00
TIONBKT1	Optional Universal "L" Mounting Bracket for One TLI™ Lighthouse. 1.5" High Bracket with the Center Line of the Mounting Holes at 0.89" High	\$19.00
TIONBKT2	Optional Universal Adjustable License Plate Bracket for Two TLI™ Lighthoods	\$49.00
TIONBKT3	Optional Universal "L" Mounting Bracket for Two TLI™ Lighthoods	\$27.00
TIONBKT4	Optional Universal Over/Under "L" Mounting Bracket for Two TLI™ Lighthoods	\$27.00
TIONBKT6	NEW Optional Universal "L" Mounting Bracket for One TLI™ Lighthouse. 2" High Bracket with the Center Line of the Mounting Holes at 1.39" High	\$19.00
TIONWEDG	Optional Wedge Kit, Includes One 15° and Two 5° Wedges	\$23.00

**ION™ Mini T-Series™ Linear Super-LED®, Surface Mount Lighthouse**
Includes Clear Lens, Black Flange and Scan-Lock™ Flash Patterns

TLMI*	SOLO™ Amber or White	\$154.00
TLMI2#	DUO™ Color, Amber/White or Blue/Amber Only	\$154.00
TLMI3KC	NEW TRIO™ Red/Amber/White, Individual Control of each Color	\$174.00
TLMI3MC	NEW TRIO™ Blue/Amber/White, Individual Control of each Color	\$174.00
TIONMFC	Flange, Chrome	\$23.00
TIONMLB	Surface Mount Flange, Black, Allows TLMI* to Replace a Flange Mounted LINZ6™	\$15.00
TIONMLC	Surface Mount Flange, Chrome, Allows TLMI* to Replace a Flange Mounted LINZ6™	\$23.00
TIONMGRM	Grommet Mount Kit	\$20.00
TIONMBK1	Optional Universal Adjustable License Plate Bracket for Two ION™ Mini T-Series™ Lighthoods, Vertical Mount	\$44.00
TIONMBK2	Optional Universal Swivel License Plate Bracket for Two ION™ Mini T-Series™ Lighthoods, Horizontal Mount	\$44.00
TIONMBK4	Optional Universal Over/Under "L" Mounting Bracket for Two ION™ Mini T-Series™ Lighthoods	\$27.00

**M2 Linear Series Super-LED® Surface Mount,**
Color Outer Lens, Unless Specified. Optional Mounting Flange.

ML2*	NEW Warning, Amber or White	\$215.00
ML2D#	NEW DUO™ Red/White, Amber/Blue or Amber/White Only. Scan-Lock™ Flash Patterns and Low Power.	\$235.00

**M2 Series Super-LED® Surface Mount**
Color Outer Lens, Unless Specified. Optional Mounting Flange. 3-5/8" Long x 2-1/8" High x Protrudes 1"

M2*	Warning, Amber or White	\$215.00
M2#	Warning, Split Color with Clear Lens, Amber/White Only	\$222.00
M2FC	Flange, Chrome	\$23.00
M2FB	Flange, Black	\$15.00

All models are 12 Volt D.C. only unless otherwise noted above. For other voltages contact factory. \* Replace symbol in model number with letter indicating lens color or LED color desired: A=Amber, B=Blue, C=Clear/White; I=Red; G=Green; J=Red/Blue; K=Red/Amber; L=Red/Green; M=Blue/Amber; N=Blue/Clear or White; E=Blue/Clear or White; F=Amber/Clear or White; H=Green/Clear or White; J=Red/Blue; K=Red/Amber; L=Red/Green; M=Blue/Amber; N=Blue/Clear or White; E=Blue/Clear or White; F=Amber/Clear or White; H=Green/Clear or White. To be discontinued, check availability \*\* NCNR Special order, check availability, non-cancellable, non-returnable ! Indicate length desired: 5 foot, 6 foot, 7 foot or 8 foot \$ Indicates Lower Price
⚠ WARNING: This product may contain chemicals known to the State of California to cause cancer and birth defects or other reproductive harm. For more information, visit whelen.com/regulatory.



No. PL24.0UA

\*\* NCNR (special-order, non-cancellable, non-returnable, check availability).  
See "Made-To-Order" Statement on Table of Contents Page of this Price List.

# AMBER LIST PRICE

EFFECTIVE: DECEMBER 14, 2023 | VOID: DECEMBER 18, 2024

MODEL	DESCRIPTION	LIST
M2GROM	Grommet Mount Kit	\$13.00
M2PEDB	Pedestal Mount Kit, Black	\$88.00
M2PEDC	Pedestal Mount Kit, Chrome	\$95.00

## M2 Wide Angle Series Super-LED® Surface Mount

*Designed to meet NFPA and Triple K specifications, Color Outer Lens, Unless Specified. Optional Mounting Flange*

M2W*	Warning, Wide Angle Amber or White	\$215.00
M2FC	Flange, Chrome	\$23.00
M2FB	Flange, Black	\$15.00
M2GROM	Grommet Mount Kit	\$13.00
M2PEDB	Pedestal Mount Kit, Black	\$88.00
M2PEDC	Pedestal Mount Kit, Chrome	\$95.00

## M4 Series Linear Super-LED® Surface Mount

*Color Outer Lens, Unless Specified. Optional Mounting Flanges Available.*

M4*	Warning, Amber or White. Internal Flasher with Flash Patterns and Synchronize Feature	\$232.00
M4D#	DUO™ Amber/White or Blue/Amber Only. Scan-Lock™ Flash Patterns and Low Power.	\$289.00
M4#	† Split Color with Clear Outer Lens, Side-By-Side, Amber/White Only. Internal Flasher with Flash Patterns and Synchronize Feature	\$289.00
M4*S	Amber or White, Requires LED Flasher Purchased Separately	\$232.00
M4V2*	V-Series™ Combination 180° Warning and Perimeter Light, Scan-Lock™ Flash Patterns with Color Outer Lens Over Warning, Amber Warning	\$501.00
M4FC	Flange, Chrome	\$23.00
M4FB	Flange, Black	\$15.00
M4FC400	Flange, Chrome, Adapts M4 to 400 Series Mounting	\$32.00
M4BRUSH	Brush Guard, Black	\$59.00
4BKT1	Universal "L" Mounting Bracket for M4 Series Super-LED® Lighthouse	\$34.00

## M6 Series Linear Super-LED® Surface Mount

*Color Outer Lens, Unless Specified. Optional Mounting Flanges Available.*

M6V2A	V-Series™, Combination 180° Warning and Perimeter Light, Scan-Lock™ Flash Patterns with Color Outer Lens Over the Warning Light, Amber Warning	\$738.00
M6*	Warning, Amber or White. Internal Flasher with Flash Patterns and Synchronize Feature	\$282.00
M6D#	DUO™ Amber/White or Blue/Amber Only. Scan-Lock™ Flash Patterns and Low Power.	\$307.00
M6*S	Amber or White, Requires LED Flasher Purchased Separately	\$282.00
M6*CS	Amber or White with Clear Outer Lens, Requires LED Flasher Purchased Separately	\$282.00
M62BTT	LED, Brake/Tail/Turn, 12/24 VDC	\$206.00
M62T	LED, Turn Light Amber, with Multiple Flash Patterns, including Arrow Pattern, 12/24 VDC	\$179.00
M62BU	LED Back-Up Light, 12/24 VDC	\$276.00
M62SLC	NEW M6 Effective Zone "EZ" Scene Light™, Includes Chrome Flange, Includes Slow Ramp Up and Ramp to Low Power Feature, 10-30 VDC	\$439.00
M62SLB	NEW M6 Effective Zone "EZ" Scene Light™, Includes Black Flange, Includes Slow Ramp Up and Ramp to Low Power Feature, 10-30 VDC	\$439.00
M6ZC	Gradient Scenelight	\$475.00
M6FC	Flange, Chrome	\$23.00
M6FB	Flange, Black	\$15.00
M6P15C	15° Angled Surface Mount Housing, Chrome	\$100.00
M6P15B	15° Angled Surface Mount Housing, Black	\$50.00
M6FB600	Flange, Black, Adapts M6 to 600 Series Mounting	\$41.00
M6FC600	Flange, Chrome, Adapts M6 to 600 Series Mounting	\$41.00
M6BRUSH	Brush Guard, Black	\$59.00
6BKT1	"L" Bracket Push Bumper Mounting Kit for 600/M6/600 Rota-Beam, Black, Each	\$31.00
6BKT2	Angled Bracket Push Bumper Mounting Kit for 600/M6/600 Rota-Beam, Black, Each	\$31.00
M6HDL MKB	Headlight Mounting Kit for ATI & KD Housings, Black, Includes Hardware	\$99.00
M6HDL MTK	Headlight Mounting Kit for ATI & KD Housings, Chrome, Includes Hardware	\$99.00
M6FCV2	Flange, Chrome, Two Light, Vertical, Lighthoods Purchased Separately	\$144.00
M6FCV3	Flange, Chrome, Three Light, Vertical, Lighthoods Purchased Separately	\$196.00
M6FCV4	Flange, Chrome, Four Light, Vertical, Lighthoods Purchased Separately	\$279.00

## M7 Series Linear Super-LED® Surface Mount

*Color Outer Lens, Unless Specified. Optional Mounting Flanges Available.*

M7*	Warning, Amber or White. Internal Flasher with Flash Patterns and Synchronize Feature	\$282.00
M7D#	DUO™ Amber/White or Blue/Amber Only. Scan-Lock™ Flash Patterns and Low Power.	\$307.00

MODEL	DESCRIPTION	LIST
M7*S	Amber or White, Requires LED Flasher Purchased Separately	\$282.00
M7*CS	Amber or White with Clear Outer Lens, Requires LED Flasher Purchased Separately	\$282.00
M7ZC	Gradient Scenelight	\$282.00
M7FC	Flange, Chrome	\$23.00
M7FB	Flange, Black	\$15.00
M7F2C	Optional Chrome, Dual Surface Mount Flange Kit, for Two Lightheads	\$39.00
M7F2B	Optional Black, Dual Surface Mount Flange Kit, for Two Lightheads	\$21.00
M7FB700	Flange, Black, Adapts M7 to 700 Series Mounting	\$48.00
M7FC700	Flange, Chrome, Adapts M7 to 700 Series Mounting	\$48.00
M7BRUSH	Brush Guard, Black	\$59.00
M7BKT1	Optional Universal Mounting Bracket for One Lighthead	\$27.00

**M9 Series Linear Super-LED® Surface Mount**
Color Outer Lens, Unless Specified. Optional Mounting Flanges Available.

M9V2A	V-Series™, Combination 180° Warning and Scene Light, Scan-Lock™ Flash Patterns with Color Outer Lens Over the Warning Light, Amber Warning, Includes Chrome-Plated Flange	\$1,107.00
M9*	Warning, Amber or White. Internal Flasher with Flash Patterns and Synchronize Feature	\$422.00
M9*S	Amber or White, Requires LED Flasher Purchased Separately	\$422.00
M9D#	DUO™ Red/Blue, Red/White, Blue/White, Amber/White or Blue/Amber Only. Scan-Lock™ Flash Patterns and Low Power.	\$459.00
M92#	† DUO™ Amber/White or Blue/Amber Only, Scan-Lock™ Flash Patterns and Low Power	\$438.00
M9*CZ	Combination Warning/Scene Light, Scan-Lock™ Flash Patterns, Synchronize Feature and Hi/Low with Clear Outer Lens	\$422.00
M92SLC	M9 Effective Zone "EZ" Scene Light™, Includes Chrome Flange, Includes Slow Ramp Up and Ramp to Low Power Feature	\$672.00
M92SLB	M9 Effective Zone "EZ" Scene Light™, Includes Black Flange, Includes Slow Ramp Up and Ramp to Low Power Feature	\$672.00
M9LZC	Scenelight, White, Includes Flange	\$712.00
M92BTT	LED, Brake/Tail/Turn, 12/24 VDC	\$457.00
M92T	Turn Light Amber, with Multiple Flash Patterns, including Arrow Pattern, 12/24 VDC	\$508.00
M92BU	LED Back-Up Light, 12/24 VDC	\$532.00
M9FC	Flange, Chrome	\$36.00
M9FB	Flange, Black	\$15.00
M9FB900	Flange, Black Adapts M9 Warning to 900 Series Mounting	\$64.00
M9FC900	Flange, Chrome, Adapts M9 Warning to 900 Series Mounting	\$64.00
M9FCZ900	Flange Chrome, Adapts M9 Scenelight to 900 Series Mounting	\$79.00

**Micro Freedom® Super-LED®**
Lighthead Assemblies, Mirror Mount Bracket Sold Separately (with 20' Cable), 8.2"W x 10"D x 3.5"H. Two Color Models have Clear Lenses.

†† MCFLED2A	Freedom®, Two Linear Super-LED®s with a Built-in Flasher, 8.2"W x 10"D x 3.5"H, Amber	\$945.00
†† MCFLEDAC	Freedom®, Two Linear Super-LED®s with a Built-in Flasher, Amber (Pos. 1) and White (Pos. 2)	\$945.00
†† MCFLEDCA	Freedom®, Two Linear Super-LED®s with a Built-in Flasher, White (Pos. 1) and Amber (Pos. 2)	\$945.00

**Micron™ Series Super-LED® Lighthead**
Includes Scan-Lock™ Flash Patterns, and a 4-Wire Pigtail.

MCRNS*	Surface Mount, Amber or White, Black Flange	\$157.00
MCRNSF	Surface Mount, Split Color, Clear Lens, Amber/White Only, Black Flange	\$164.00
MCRNT*	Stud Mount, Amber or White	\$157.00
MCRNT#	Stud Mount, Split Color, Amber/White or Blue/Amber Only	\$164.00
MCRNB2	Optional Universal License Plate Bracket for Two MCRNS Lightheads, Horizontal Mount	\$44.00

**PAR-36 Super-LED® Floodlights and Spotlights**

P36SLC	PAR-36, 12/24 VDC, Replacement	\$239.00
P36SLCHG	PAR-36, 12/24 VDC, Combination Spotlight/Floodlight. Includes Rubber Swivel Housing with Stainless Steel Bracket and Hardware	\$268.00
P36HHS	PAR-36, Super-LED® Hand Held Combination Spotlight/Floodlight, 12/24 VDC, Includes Cigar Cord, On/Off Switch and Magnet	\$504.00

**PAR-36 Round Super-LED® Work Light**
Cast Aluminum and Includes Pedestal/Swivel Mount, Standard.

3PC0C0CD	White, Intensity Level 3, Deutsch® Connector	\$460.00
----------	--	----------

All models are 12 Volt D.C. only unless otherwise noted above. For other voltages contact factory. \* Replace symbol in model number with letter indicating lens color or LED color desired: A=Amber; B=Blue; C=Clear/White; R=Red; G=Green; # Replace symbol in model number with letter indicating SPLIT lens or LED color desired: D=Red/Clear or White; E=Blue/Clear or White; F=Amber/Clear or White; H=Green/Clear or White; J=Red/Blue; K=Red/Amber; L=Red/Green; M=Blue/Amber; † To be discontinued, check availability †† NCNR Special order, check availability, non-cancellable, non-returnable † Indicate length desired: 5 foot, 6 foot, 7 foot or 8 foot \$ Indicates Lower Price
⚠ WARNING: This product may contain chemicals known to the State of California to cause cancer and birth defects or other reproductive harm. For more information, visit whelen.com/regulatory.



No. PL24.0UA

\*\* NCNR (special-order, non-cancellable, non-returnable, check availability). See "Made-To-Order" Statement on Table of Contents Page of this Price List.

# AMBER LIST PRICE

EFFECTIVE: DECEMBER 14, 2023 | VOID: DECEMBER 18, 2024

MODEL	DESCRIPTION	LIST
<b>PAR-36 Round Super-LED® Work Light with Pedestal/Swivel Mount</b>		
<i>Built-in On/Off Switch and Removable "T" Handle.</i>		
PFBP12	12 Super-LED® Floodlight, Black Housing	\$542.00
PFBP12C	12 Super-LED® Floodlight, Black Housing with Chrome Rear Cover	\$557.00
PFBP6	6 Super-LED® Floodlight, Black Housing	\$461.00
PFBP6C	6 Super-LED® Floodlight, Black Housing with Chrome Rear Cover	\$475.00
PSBP12	12 Super-LED® Spotlight, Black Housing	\$542.00
PSBP12C	12 Super-LED® Spotlight, Black Housing with Chrome Rear Cover	\$557.00
PSBP6	6 Super-LED® Spotlight, Black Housing	\$461.00
PSBP6C	6 Super-LED® Spotlight, Black Housing with Chrome Rear Cover	\$475.00
<b>PAR-36 Round Super-LED® Work Light with Stud/Swivel Mount</b>		
PFBS12	12 Super-LED® Floodlight, Black Housing	\$367.00
PFBS12C	12 Super-LED® Floodlight, Black Housing with Chrome Rear Cover	\$380.00
PFBS6	6 Super-LED® Floodlight, Black Housing	\$289.00
PFBS6C	6 Super-LED® Floodlight, Black Housing with Chrome Rear Cover	\$300.00
PSBS12	12 Super-LED® Spotlight, Black Housing	\$367.00
PSBS12C	12 Super-LED® Spotlight, Black Housing with Chrome Rear Cover	\$380.00
PSBS6	6 Super-LED® Spotlight, Black Housing	\$289.00
PSBS6C	6 Super-LED® Spotlight, Black Housing with Chrome Rear Cover	\$300.00
PFBS6S	6 Super-LED® Floodlight, Black Housing with Switch	\$289.00
PFBS12S	12 Super-LED® Floodlight, Black Housing with Switch	\$367.00
PSBS6S	6 Super-LED® Spotlight, Black Housing with Switch	\$289.00
PSBS12S	12 Super-LED® Spotlight, Black Housing with Switch	\$367.00
<b>PAR-46 Super-LED®</b>		
<i>Steady-Burn Floodlights, Spotlights and Combination Spotlight and Warning Light</i>		
P46SC	PAR-46, 12 VDC, Replacement, 2° Spotlight	\$307.00
P46SLCHG	PAR-46, Spotlight 12 VDC, Includes Rubber Swivel Housing with Stainless Steel Bracket and Hardware	\$342.00
P46HHS	PAR-46, Super-LED® Hand Held Spotlight, 12 VDC, Includes Cigar Cord, On/Off Switch and Magnet	\$585.00
<b>Perimeter Enhancement Light, Super-LED®</b>		
PEL2C	White, Steady, Chrome Flange, 12-24 VDC	\$259.00
PEL2B	White, Steady, Black Flange, 12-24 VDC	\$259.00
PEL2W	White, Steady, White Flange, 12-24 VDC	\$259.00
PEL2R	White, Steady, Red Flange, 12-24 VDC	\$259.00
PEL2Y	White, Steady, Yellow Flange, 12-24 VDC	\$259.00
<b>Pioneer Micro™ Series, Super-LED® Work/Scene Light</b>		
<i>Includes Mounting Bracket and 3 Additional Interchangeable Optic Lenses.</i>		
MPBW	Bail/Stud Mount, White Housing	\$517.00
MPBB	Bail/Stud Mount, Black Housing	\$517.00
MPPW	Low-Profile Pedestal/Swivel Mount, White Housing	\$735.00
MPPWCS	Low-Profile Pedestal/Swivel Mount, White Housing with Chrome Cover and On/Off Switch	\$760.00
MPPB	Low-Profile Pedestal/Swivel Mount, Black Housing	\$735.00
MPPBBS	Low-Profile Pedestal/Swivel Mount, Black Housing with Black Cover and On/Off Switch	\$735.00
MPPBCS	Low-Profile Pedestal/Swivel Mount, Black Housing with Chrome Cover and On/Off Switch	\$760.00
MPRW	Straight Recessed Mount, White	\$634.00
MPRB	Straight Recessed Mount, Black	\$634.00
MPR15W	15 Degree Recessed Mount, White	\$634.00
MPR15B	15 Degree Recessed Mount, Black	\$634.00
<b>Pioneer Nano™ NP Series</b>		
<i>Includes Bail Mount, Two Interchangeable Lenses (8° and 40° X 20°) and a 6' Harness.</i>		
NP3BW	3-LED, with Bail Mount, White, Includes Invert Mounting Bracket	\$266.00
NP3BB	3-LED, with Bail Mount, Black, Includes Invert Mounting Bracket	\$266.00
NP6BW	6-LED, with Bail Mount, White, Includes Invert Mounting Bracket	\$329.00
NP6BB	6-LED, with Bail Mount, Black, Includes Invert Mounting Bracket	\$329.00
NPBKT3	Mounting Brackets (Pair) and Hardware for Two Pioneer Nano™ 3-LED Series Lightheads Under a Lightbar, Black (Requires Minimum Clearance of 3" from Base of Lightbar to Top of Flat Roof Surface), Lightheads Purchased Separately	\$160.00
NPBKT4	Mounting Brackets (Pair) and Hardware for Two Pioneer Nano™ 6-LED Series Lightheads Under a Lightbar, Black (Requires Minimum Clearance of 3 1/2" from Base of Lightbar to Top of Flat Roof Surface), Lightheads Purchased Separately	\$160.00

MODEL	DESCRIPTION	LIST
<b>Pioneer™ Series and Pioneer Plus™ Series</b>		
<i>White Housing, 12 VDC unless noted, Super-LED® Flood/Spot Lights. For Black Housing, Add a "B" to the End of the Model Number, Contact Factory for Availability. Requires Optional Mounting Kit Purchased Separately, Unless Specified.</i>		
PFH1	Single Pioneer Plus™ Floodlight	\$1,052.00
PCH1	Single Panel Pioneer Plus™ Combination Flood/Spot with Proclera® Silicone Optics	\$1,052.00
PFH2	Dual Panel Pioneer Plus™ Floodlight	\$1,834.00
PCH2	Dual Panel Pioneer Plus™ Combination Flood/Spot with Proclera® Silicone Optics	\$1,834.00
PFP1AC	Single Panel Pioneer Plus™ Floodlight, 115 VAC, UL® Listed	\$1,262.00
PSP1AC	Single Panel Pioneer Plus™, Spot Light, 8°, 115 VAC, UL® Listed	\$1,262.00
PSP1ALP	PSP1AC with Low-Profile Pedestal/Swivel Mount, 115 VAC, UL® Listed	\$1,453.00
PFP2AC	Dual Panel Pioneer Plus™ Floodlight, 115 VAC, UL® Listed	\$2,188.00
PCP2AFS	Dual Panel Pioneer Plus™ Combination Flood (Left)/Spotlight (Right), 115 VAC, UL® Listed	\$2,188.00
PCP2ASF	Dual Panel Pioneer Plus™ Combination Spot (Left)/Floodlight (Right), 115 VAC, UL® Listed	\$2,188.00
PCP3	Pioneer Plus™ Max Combination Flood and 8° Spotlight	\$2,351.00

**Options for Pioneer™ & Pioneer Plus™ Series**
For Black Housing, Add a "B" to the End of the Model Number, Contact Factory for Availability.

PBA106U	Universal Bail Mount Bracket (Vertical or Horizontal), White, For Single Pioneer™ (PFA1/PFP1)	\$127.00
PBH106U	Universal Bail Mount Bracket (Vertical or Horizontal), White, For Single Pioneer™ PFH1/PCH1	\$127.00
PBA206U	Universal Bail Mount Bracket (Vertical or Horizontal), White, For Dual Pioneer™ (PFA2/PFP2)	\$146.00
PBH206U	Universal Bail Mount Bracket (Vertical or Horizontal), White, For Dual Pioneer™ (PFH2/PCH2)	\$146.00
PH1LPED	Low-Profile Pedestal/Swivel Mount for PFH1 or PCH1, White. (Replaces PFH1LP when used with PFH1). Only Available when Purchased with a PFH1 or PCH1 Pioneer™	\$246.00
PBA103	Semi-Recess Housing with Chrome Flange, Mounts Single Pioneer™ (PFA1/PFP1) Straight or at a 15° Angle	\$393.00
PBH103	Semi-Recess Housing with Chrome Flange, Mounts Single Pioneer™ (PFH1/PCH1) Straight or at a 15° Angle	\$393.00
PBH203	Semi-Recess Housing with Chrome Flange, Mounts Dual Pioneer™ (PFH2/PCH2) Straight or at a 15° Angle	\$426.00
PBAINTC	Brow Mount Brackets, Center Mount for International 4300, 4400, 7400 and Terrastar Chassis (Dual Pioneer™ Only)	\$203.00
PBHINTC	Brow Mount Brackets, Center Mount for International 4300, 4400, 7400 and Terrastar Chassis (PFH2/PCH2 Only)	\$203.00
PFLASH	Flasher with Steady-Burn Override, Multiple Flash Patterns	\$137.00

**Pioneer™ and Pioneer Plus™ Series Includes Handle and Pole/Pedestal Mount Adapter**
(Pole or Pedestal Purchased Separately)
White Housing, 12 VDC unless noted, Super-LED® Flood/Spot Lights. For Black Housing, Add a "B" to the End of the Model Number, Contact Factory for Availability.

PFH1P	Single Panel Pioneer Plus™ with Pole/Pedestal Mount Adapter	\$1,348.00
PFH1P1	Single Panel Pioneer Plus™ with Pole/Pedestal Mount Adapter and On/Off Switch	\$1,379.00
PFH2P	Dual Panel Pioneer Plus™ with Pole/Pedestal Mount Adapter	\$2,132.00
PFH2P1	Dual Panel Pioneer Plus™ with Pole/Pedestal Mount Adapter and On/Off Switch	\$2,162.00
PCH1P	Single Panel Pioneer™ with Pole/Pedestal Mount Adapter, Combination Flood/Spot with Proclera® Silicone Optics	\$1,348.00
PCH1P1	Single Panel Pioneer™ with Pole/Pedestal Mount Adapter and On/Off Switch, Combination Flood/Spot with Proclera® Silicone Optics	\$1,379.00
PCH2P	Dual Panel Pioneer™ with Pole/Pedestal Mount Adapter, Combination Flood/Spot with Proclera® Silicone Optics	\$2,132.00
PCH2P1	Dual Panel Pioneer™ with Pole/Pedestal Mount Adapter and On/Off Switch, Combination Flood/Spot with Proclera® Silicone Optics	\$2,162.00
PFP1AP	Single Panel Pioneer Plus™, 115 VAC, with Pole/Pedestal Mount Adapter	\$1,559.00
PFP1AP1	Single Panel Pioneer Plus™, 115 VAC, with Pole/Pedestal Mount Adapter and On/Off Switch	\$1,592.00
PFP2AP	Dual Panel Pioneer Plus™, 115 VAC, with Pole/Pedestal Mount Adapter	\$2,484.00
PFP2AP1	Dual Panel Pioneer Plus™, 115 VAC, with Pole/Pedestal Mount Adapter and On/Off Switch	\$2,517.00
PBAPEDD	Pedestal Mount Kit for Pioneer™ with Pole/Pedestal Mount Adapter	\$394.00
PBAPEDDL	Locking Pedestal Mount Kit for Pioneer™ with Pole/Pedestal Mount Adapter	\$463.00
PBAPEDA	Pedestal Mount Kit for 115 VAC Pioneer™ with Pole/Pedestal Mount Adapter	\$394.00
PBAPEDAL	Locking Pedestal Mount Kit for 115 VAC Pioneer™ with Pole/Pedestal Mount Adapter	\$463.00

All models are 12 Volt D.C. only unless otherwise noted above. For other voltages contact factory. \* Replace symbol in model number with letter indicating lens color or LED color desired: A=Amber; B=Blue; C=Clear/White; F=Red; G=Green; I=Green; J=Red/Blue; K=Red/Amber; L=Red/Green; M=Blue/Amber; N=White. † To be discontinued, check availability †† NCNR Special order, check availability, non-cancellable, non-returnable † Indicate length desired: 5 foot, 6 foot, 7 foot or 8 foot ‡ Indicates Lower Price
⚠ WARNING: This product may contain chemicals known to the State of California to cause cancer and birth defects or other reproductive harm. For more information, visit whelen.com/regulatory.



MODEL	DESCRIPTION	LIST
PCP2AP	Dual Panel Pioneer Plus™ Combination Flood/8° Spotlight, 115 VAC, UL® Listed with Pole/Pedestal Mount Adapter	\$2,517.00
PCP2AP1	Dual Panel Pioneer Plus™ Combination Flood/8° Spotlight, 115 VAC, UL® Listed with Pole/Pedestal Mount Adapter and On/Off Switch	\$2,517.00
PCP3P	Pioneer Max™ Combination Flood and 8° Spotlight with Pole/Pedestal Mount Adapter	\$2,542.00
PCP3P1	Pioneer Max™ Combination Flood and 8° Spotlight with Pole/Pedestal Mount Adapter and On/Off Switch	\$2,573.00

**Pioneer Quad™**
4 Panel, 115 VAC Floodlight and Combination Flood/Spotlight

PFP4AWB	Pioneer Quad™, Flood, 115 VAC, UL® Listed with Bail Mount Bracket	\$3,452.00
PFP4AWP	Pioneer Quad™, Flood, 115 VAC, UL® Listed with Pole/Pedestal Mount Adapter	\$4,012.00
PFP4AWP1	Pioneer Quad™, Flood, 115 VAC, UL® Listed with Pole/Pedestal Mount Adapter and 1 Switch	\$4,043.00

**Pioneer™ Series & Pioneer Plus™ Series, Lightbar Mount, Super-LED® Flood/Spot Lights**
Includes Permanent Mounting Feet, White Flood/Spot Mounting Bracket and Flasher with Scan-Lock™ Flash Patterns, Including Steady Burn
For Black Housing, Add a "B" to the End of the Model Number, Contact Factory for Availability.
Factory Installed on Freedom® IV Lightbars Only. Lightbar Purchased Separately and May Prevent the Use of Other Options. Freight Surcharge May Apply.

PFH1F41	1 Single PFH1 Pioneer™ Center Mounted for 55" and Up, Floodlight	\$2,009.00
PFH1F42	2 Single PFH1 Pioneer™s with Mounting Brackets for 72" and Up, Floodlight	\$3,327.00
PFH2F41	1 Dual PFH2 Pioneer™ Center Mounted for 55" and Up, Floodlight	\$2,855.00
PCH2F41	1 Dual PCH2 Pioneer™ Center Mounted for 55" and Up, Combination Flood/Spot with Proclera® Silicone Optics	\$2,855.00
PFH2F42	2 Dual PFH2 Pioneer™s with Mounting Brackets for 72" and Up, Floodlight	\$5,150.00
PCH2F42	2 Dual PCH2 Pioneer™s with Mounting Brackets for 72" and Up, Combination Flood/Spot with Proclera® Silicone Optics	\$5,150.00
PCH1F41	1 Single PCH1 Pioneer™ Center Mount for 55" and Up, Combination Flood/Spot with Proclera® Silicone Optics	\$2,009.00
PCH1F42	2 Single PCH1 Pioneer™s with Mounting Brackets for 72" and Up, Combination Flood/Spot with Proclera® Silicone Optics	\$3,327.00

**Pioneer Plus™ Surface Mount Single and Dual Flood/Spot Combination**

PCPSM1C	Single Panel, Combination Flood/Spot, Chrome Flange	\$1,020.00
PCPSM1B	Single Panel, Combination Flood/Spot, Black Flange	\$1,020.00
PCPSM1AC	Single Panel, Combination Flood/Spot, 115 VAC, UL® Listed, Chrome Flange	\$1,196.00
PCPSM1AB	Single Panel, Combination Flood/Spot, 115 VAC, UL® Listed, Black Flange	\$1,196.00
PCPSM2C	Dual Panel, Combination Flood/Spot, Chrome Flange	\$1,974.00
PCPSM2B	Dual Panel, Combination Flood/Spot, Black Flange	\$1,974.00
PCPSM2AC	Dual Panel, Combination Flood/Spot, 115 VAC, UL® Listed, Chrome Flange	\$2,328.00
PCPSM2AB	Dual Panel, Combination Flood/Spot, 115 VAC, UL® Listed, Black Flange	\$2,328.00

**Pioneer SlimLine™ Series**
12 VDC, Super-LED®. Standard Spotlight includes Interchangeable Flood/Flood Lens and the PSL2 also Includes a Combination Flood/Spot Light Lens.

PSL1B	Single Panel, Bail/Stud Mount, White Housing	\$517.00
PSL1BB	Single Panel, Bail/Stud Mount, Black Housing	\$517.00
PSL1P	Single Panel, Low-Profile Pedestal/Swivel Mount, White Housing	\$701.00
PSL1PB	Single Panel, Low-Profile Pedestal/Swivel Mount, Black Housing	\$701.00
PSL1R	Single Panel, Semi-Recessed, Chrome Flange Mount, White Housing	\$595.00
PSL1RB	Single Panel, Semi-Recessed, Chrome Flange Mount, Black Housing	\$595.00
PSL1R5	Single Panel, Semi-Recessed 15° Angle Chrome Flange Mount, White Housing	\$595.00
PSL1R5B	Single Panel, Semi-Recessed 15° Angle Chrome Flange Mount, Black Housing	\$595.00
PSL2B	Dual Panel, Bail/Stud Mount, White Housing	\$1,052.00
PSL2BB	Dual Panel, Bail/Stud Mount, Black Housing	\$1,052.00
PSL2P	Dual Panel, Low-Profile Pedestal/Swivel Mount, White Housing	\$1,244.00
PSL2PB	Dual Panel, Low-Profile Pedestal/Swivel Mount, Black Housing	\$1,244.00
PSL2R	Dual Panel, Semi-Recessed, Chrome Flange Mount, White Housing	\$1,052.00
PSL2RB	Dual Panel, Semi-Recessed, Chrome Flange Mount, Black Housing	\$1,052.00
PSL2R5	Dual Panel, Semi-Recessed 15° Angle Chrome Flange Mount, White Housing	\$1,052.00
PSL2R5B	Dual Panel, Semi-Recessed 15° Angle Chrome Flange Mount, Black Housing	\$1,052.00

**Pioneer Summit™ Series Light Array**
30" Cable, Black Housing (Replace the Last "B" in the Model Number with "W" for a White Housing), 12/24 VDC, Super-LED®

S86MB	86" Separate Control of Scene, Flood, and Spot Lights with Built-in Amber Clearance and Identification Lights	\$5,537.00
S86MAB	86" Separate Control of Scene, Flood, and Four Amber Warning Lights (Requires Remote Flasher Purchased Separately) with Built-in Amber Clearance and Identification Lights	\$5,537.00
S72MB	72" Separate Control of Scene, Flood, and Spot Lights with Built-in Amber Clearance and Identification Lights	\$4,687.00



No. PL24.0UA

\*\* NCNR (special-order, non-cancellable, non-returnable, check availability).  
See "Made-To-Order" Statement on Table of Contents Page of this Price List.

# AMBER LIST PRICE

EFFECTIVE: DECEMBER 14, 2023 | VOID: DECEMBER 18, 2024

MODEL	DESCRIPTION	LIST
S72MAB	72" Separate Control of Scene, Flood, and Four Amber Warning Lights (Requires Remote Flasher Purchased Separately) with Built-in Amber Clearance and Identification Lights	\$4,687.00
S58MB	58" Separate Control of Scene, Flood, and Spot Lights with Built-in Amber Clearance and Identification Lights	\$3,041.00
S58MAB	58" Separate Control of Scene, Flood, and Four Amber Warning Lights (Requires Remote Flasher Purchased Separately) with Built-in Amber Clearance and Identification Lights	\$3,041.00
S44MB	44" Separate Control of Scene, Flood, and Spot Lights with Built-in Amber Identification Lights	\$2,380.00
S44MAB	44" Separate Control of Scene, Flood, and Two Amber Warning Lights (Requires Remote Flasher Purchased Separately) with Built-in Amber Identification Lights	\$2,380.00
S30MB	30" Separate Control of Scene, Flood, and Spot Lights with Built-in Amber Identification Lights	\$1,648.00
S30MAB	30" Separate Control of Scene, Flood, and Two Amber Warning Lights (Requires Remote Flasher Purchased Separately) with Built-in Amber Identification Lights	\$1,648.00
S161MB	16" Wide Flood Light with Built-in Amber Clearance Light	\$1,011.00
S162MB	16" Spot Light with Built-in Amber Clearance Light	\$1,011.00
S091MB	9" Wide Flood Light with Built-in Amber Clearance Light	\$528.00
S092MB	9" Spot Light with Built-in Amber Clearance Light	\$528.00

## Options for Pioneer Summit™ Series

(Replace the Last "B" in the Model Number with "W" for a White Bracket)

SUBKT1B	Universal "L" Mounting Brackets for 9" to 44" Models, Black, No Charge when Purchased with the Pioneer Summit™	
SUBKT2B	Universal "L" Mounting Brackets for 58" to 86" Models, Black, No Charge when Purchased with the Pioneer Summit™	
SUBKT3B	Universal "L" Mounting Bracket, Horizontal, Non Adjustable, Black. Up to 30" Requires 2 Brackets, 38" - 44" Requires 3 Brackets, 72" Requires 4 Brackets, and 86" Requires 5 Brackets, No charge when Purchased with the Pioneer Summit™	
SUBKT4B	Flat Mount Low, Horizontal, Adjustable Up and Down, Black. Up to 30" Requires 2 Brackets, 38" - 44" Requires 3 Brackets, 72" Requires 4 Brackets, and 86" Requires 5 Brackets, No charge when Purchased with the Pioneer Summit™	
SUBKT5B	Flat Mount High, Horizontal, Adjustable Up and Down, Black. Up to 30" Requires 2 Brackets, 38" - 44" Requires 3 Brackets, 72" Requires 4 Brackets, and 86" Requires 5 Brackets, No charge when Purchased with the Pioneer Summit™	
SUBKT6B	45 Degree Mount Low, Horizontal, Adjustable Up and Down, Black. Up to 30" Requires 2 Brackets, 38" - 44" Requires 3 Brackets, 72" Requires 4 Brackets, and 86" Requires 5 Brackets, No charge when Purchased with the Pioneer Summit™	
SUBKT7B	Wall Mount, Vertical, Up to 30" Requires 2 Brackets, 38" - 44" Requires 3 Brackets, 72" Requires 4 Brackets, and 86" Requires 5 Brackets, No charge when Purchased with the Pioneer Summit™	
SUBKT8S	Freedom® IV Mount, Stainless Steel. See the Pioneer Designer for Required Quantity, No charge when Purchased with the Pioneer Summit™	
SUCBL15	15' Cable, Two Cables Required for 30" and Longer Models, Each	\$115.00

## WorkSide™ Light, Super-LED®

Includes Slow Ramp Up and Ramp to Low Power Feature, 10-30 VDC, Steady-Burn, Low-Profile

WSLC	WorkSide™ Light, Includes Chrome Flange,	\$391.00
WSLB	WorkSide™ Light, Includes Black Flange	\$391.00

## Strip-Lite™ Plus Surface Mount Super-LED® Series

Includes Black Flange.

PS*01FCR	SOLO™, Amber or White, 25 Flash Patterns including Steady-Burn, Clear Lens	\$163.00
PS#02FCR	DUO™, Amber/White or Blue/Amber, 69 Flash Patterns including Steady-Burn, Clear Lens	\$213.00
PSSEQACR	Sequencing Light, Amber, 6 Sequencing Patterns, 11 Flashing Patterns, Clear Lens	\$233.00
PSCOMPL	Compartment Light, Low Intensity	\$114.00
PSBKT45	45° Mounting Bracket for 1 Strip-Lite™ Plus Lighthouse	\$31.00
PSBKT2	Guard for 1 Strip-Lite™ Plus Lighthouse	\$44.00
PSBKT90	90° Mounting Bracket for 1 Strip-Lite™ Plus Lighthouse	\$31.00

## Strip-Lite™ Plus XL Surface Mount Super-LED® Series

Includes Black Flange.

PSXLBKT2	Guard for 1 Strip-Lite™ Plus XL Light	\$44.00
----------	---------------------------------------	---------

All models are 12 Volt D.C. only unless otherwise noted above. For other voltages contact factory. \* Replace symbol in model number with letter indicating lens color or LED color desired: A=Amber; B=Blue; C=Clear/White; R=Red; G=Green; S=Split; # Replace symbol in model number with letter indicating SPLIT lens or LED color desired: D=Red/Clear or White; E=Blue/Clear or White; F=Amber/Clear or White; H=Green/Clear or White; J=Red/Blue; K=Red/Amber; L=Red/Green; M=Blue/Amber; N=Blue/Amber; O=Blue/Amber; P=Blue/Amber; Q=Blue/Amber; R=Red/Amber; S=Red/Amber; T=Red/Amber; U=Red/Amber; V=Red/Amber; W=Red/Amber; X=Red/Amber; Y=Red/Amber; Z=Red/Amber; AA=Red/Amber; AB=Red/Amber; AC=Red/Amber; AD=Red/Amber; AE=Red/Amber; AF=Red/Amber; AG=Red/Amber; AH=Red/Amber; AI=Red/Amber; AJ=Red/Amber; AK=Red/Amber; AL=Red/Amber; AM=Red/Amber; AN=Red/Amber; AO=Red/Amber; AP=Red/Amber; AQ=Red/Amber; AR=Red/Amber; AS=Red/Amber; AT=Red/Amber; AU=Red/Amber; AV=Red/Amber; AW=Red/Amber; AX=Red/Amber; AY=Red/Amber; AZ=Red/Amber; BA=Red/Amber; BB=Red/Amber; BC=Red/Amber; BD=Red/Amber; BE=Red/Amber; BF=Red/Amber; BG=Red/Amber; BH=Red/Amber; BI=Red/Amber; BJ=Red/Amber; BK=Red/Amber; BL=Red/Amber; BM=Red/Amber; BN=Red/Amber; BO=Red/Amber; BP=Red/Amber; BQ=Red/Amber; BR=Red/Amber; BS=Red/Amber; BT=Red/Amber; BU=Red/Amber; BV=Red/Amber; BW=Red/Amber; BX=Red/Amber; BY=Red/Amber; BZ=Red/Amber; CA=Red/Amber; CB=Red/Amber; CC=Red/Amber; CD=Red/Amber; CE=Red/Amber; CF=Red/Amber; CG=Red/Amber; CH=Red/Amber; CI=Red/Amber; CJ=Red/Amber; CK=Red/Amber; CL=Red/Amber; CM=Red/Amber; CN=Red/Amber; CO=Red/Amber; CP=Red/Amber; CQ=Red/Amber; CR=Red/Amber; CS=Red/Amber; CT=Red/Amber; CU=Red/Amber; CV=Red/Amber; CW=Red/Amber; CX=Red/Amber; CY=Red/Amber; CZ=Red/Amber; DA=Red/Amber; DB=Red/Amber; DC=Red/Amber; DD=Red/Amber; DE=Red/Amber; DF=Red/Amber; DG=Red/Amber; DH=Red/Amber; DI=Red/Amber; DJ=Red/Amber; DK=Red/Amber; DL=Red/Amber; DM=Red/Amber; DN=Red/Amber; DO=Red/Amber; DP=Red/Amber; DQ=Red/Amber; DR=Red/Amber; DS=Red/Amber; DT=Red/Amber; DU=Red/Amber; DV=Red/Amber; DW=Red/Amber; DX=Red/Amber; DY=Red/Amber; DZ=Red/Amber; EA=Red/Amber; EB=Red/Amber; EC=Red/Amber; ED=Red/Amber; EE=Red/Amber; EF=Red/Amber; EG=Red/Amber; EH=Red/Amber; EI=Red/Amber; EJ=Red/Amber; EK=Red/Amber; EL=Red/Amber; EM=Red/Amber; EN=Red/Amber; EO=Red/Amber; EP=Red/Amber; EQ=Red/Amber; ER=Red/Amber; ES=Red/Amber; ET=Red/Amber; EU=Red/Amber; EV=Red/Amber; EW=Red/Amber; EX=Red/Amber; EY=Red/Amber; EZ=Red/Amber; FA=Red/Amber; FB=Red/Amber; FC=Red/Amber; FD=Red/Amber; FE=Red/Amber; FF=Red/Amber; FG=Red/Amber; FH=Red/Amber; FI=Red/Amber; FJ=Red/Amber; FK=Red/Amber; FL=Red/Amber; FM=Red/Amber; FN=Red/Amber; FO=Red/Amber; FP=Red/Amber; FQ=Red/Amber; FR=Red/Amber; FS=Red/Amber; FT=Red/Amber; FU=Red/Amber; FV=Red/Amber; FW=Red/Amber; FX=Red/Amber; FY=Red/Amber; FZ=Red/Amber; GA=Red/Amber; GB=Red/Amber; GC=Red/Amber; GD=Red/Amber; GE=Red/Amber; GF=Red/Amber; GG=Red/Amber; GH=Red/Amber; GI=Red/Amber; GJ=Red/Amber; GK=Red/Amber; GL=Red/Amber; GM=Red/Amber; GN=Red/Amber; GO=Red/Amber; GP=Red/Amber; GQ=Red/Amber; GR=Red/Amber; GS=Red/Amber; GT=Red/Amber; GU=Red/Amber; GV=Red/Amber; GW=Red/Amber; GX=Red/Amber; GY=Red/Amber; GZ=Red/Amber; HA=Red/Amber; HB=Red/Amber; HC=Red/Amber; HD=Red/Amber; HE=Red/Amber; HF=Red/Amber; HG=Red/Amber; HH=Red/Amber; HI=Red/Amber; HJ=Red/Amber; HK=Red/Amber; HL=Red/Amber; HM=Red/Amber; HN=Red/Amber; HO=Red/Amber; HP=Red/Amber; HQ=Red/Amber; HR=Red/Amber; HS=Red/Amber; HT=Red/Amber; HU=Red/Amber; HV=Red/Amber; HW=Red/Amber; HX=Red/Amber; HY=Red/Amber; HZ=Red/Amber; IA=Red/Amber; IB=Red/Amber; IC=Red/Amber; ID=Red/Amber; IE=Red/Amber; IF=Red/Amber; IG=Red/Amber; IH=Red/Amber; II=Red/Amber; IJ=Red/Amber; IK=Red/Amber; IL=Red/Amber; IM=Red/Amber; IN=Red/Amber; IO=Red/Amber; IP=Red/Amber; IQ=Red/Amber; IR=Red/Amber; IS=Red/Amber; IT=Red/Amber; IU=Red/Amber; IV=Red/Amber; IW=Red/Amber; IX=Red/Amber; IY=Red/Amber; IZ=Red/Amber; JA=Red/Amber; JB=Red/Amber; JC=Red/Amber; JD=Red/Amber; JE=Red/Amber; JF=Red/Amber; JG=Red/Amber; JH=Red/Amber; JI=Red/Amber; JJ=Red/Amber; JK=Red/Amber; JL=Red/Amber; JM=Red/Amber; JN=Red/Amber; JO=Red/Amber; JP=Red/Amber; JQ=Red/Amber; JR=Red/Amber; JS=Red/Amber; JT=Red/Amber; JU=Red/Amber; JV=Red/Amber; JW=Red/Amber; JX=Red/Amber; JY=Red/Amber; JZ=Red/Amber; KA=Red/Amber; KB=Red/Amber; KC=Red/Amber; KD=Red/Amber; KE=Red/Amber; KF=Red/Amber; KG=Red/Amber; KH=Red/Amber; KI=Red/Amber; KJ=Red/Amber; KK=Red/Amber; KL=Red/Amber; KM=Red/Amber; KN=Red/Amber; KO=Red/Amber; KP=Red/Amber; KQ=Red/Amber; KR=Red/Amber; KS=Red/Amber; KT=Red/Amber; KU=Red/Amber; KV=Red/Amber; KW=Red/Amber; KX=Red/Amber; KY=Red/Amber; KZ=Red/Amber; LA=Red/Amber; LB=Red/Amber; LC=Red/Amber; LD=Red/Amber; LE=Red/Amber; LF=Red/Amber; LG=Red/Amber; LH=Red/Amber; LI=Red/Amber; LJ=Red/Amber; LK=Red/Amber; LL=Red/Amber; LM=Red/Amber; LN=Red/Amber; LO=Red/Amber; LP=Red/Amber; LQ=Red/Amber; LR=Red/Amber; LS=Red/Amber; LT=Red/Amber; LU=Red/Amber; LV=Red/Amber; LW=Red/Amber; LX=Red/Amber; LY=Red/Amber; LZ=Red/Amber; MA=Red/Amber; MB=Red/Amber; MC=Red/Amber; MD=Red/Amber; ME=Red/Amber; MF=Red/Amber; MG=Red/Amber; MH=Red/Amber; MI=Red/Amber; MJ=Red/Amber; MK=Red/Amber; ML=Red/Amber; MM=Red/Amber; MN=Red/Amber; MO=Red/Amber; MP=Red/Amber; MQ=Red/Amber; MR=Red/Amber; MS=Red/Amber; MT=Red/Amber; MU=Red/Amber; MV=Red/Amber; MW=Red/Amber; MX=Red/Amber; MY=Red/Amber; MZ=Red/Amber; NA=Red/Amber; NB=Red/Amber; NC=Red/Amber; ND=Red/Amber; NE=Red/Amber; NF=Red/Amber; NG=Red/Amber; NH=Red/Amber; NI=Red/Amber; NJ=Red/Amber; NK=Red/Amber; NL=Red/Amber; NM=Red/Amber; NN=Red/Amber; NO=Red/Amber; NP=Red/Amber; NQ=Red/Amber; NR=Red/Amber; NS=Red/Amber; NT=Red/Amber; NU=Red/Amber; NV=Red/Amber; NW=Red/Amber; NX=Red/Amber; NY=Red/Amber; NZ=Red/Amber; OA=Red/Amber; OB=Red/Amber; OC=Red/Amber; OD=Red/Amber; OE=Red/Amber; OF=Red/Amber; OG=Red/Amber; OH=Red/Amber; OI=Red/Amber; OJ=Red/Amber; OK=Red/Amber; OL=Red/Amber; OM=Red/Amber; ON=Red/Amber; OO=Red/Amber; OP=Red/Amber; OQ=Red/Amber; OR=Red/Amber; OS=Red/Amber; OT=Red/Amber; OU=Red/Amber; OV=Red/Amber; OW=Red/Amber; OX=Red/Amber; OY=Red/Amber; OZ=Red/Amber; PA=Red/Amber; PB=Red/Amber; PC=Red/Amber; PD=Red/Amber; PE=Red/Amber; PF=Red/Amber; PG=Red/Amber; PH=Red/Amber; PI=Red/Amber; PJ=Red/Amber; PK=Red/Amber; PL=Red/Amber; PM=Red/Amber; PN=Red/Amber; PO=Red/Amber; PP=Red/Amber; PQ=Red/Amber; PR=Red/Amber; PS=Red/Amber; PT=Red/Amber; PU=Red/Amber; PV=Red/Amber; PW=Red/Amber; PX=Red/Amber; PY=Red/Amber; PZ=Red/Amber; QA=Red/Amber; QB=Red/Amber; QC=Red/Amber; QD=Red/Amber; QE=Red/Amber; QF=Red/Amber; QG=Red/Amber; QH=Red/Amber; QI=Red/Amber; QJ=Red/Amber; QK=Red/Amber; QL=Red/Amber; QM=Red/Amber; QN=Red/Amber; QO=Red/Amber; QP=Red/Amber; QQ=Red/Amber; QR=Red/Amber; QS=Red/Amber; QT=Red/Amber; QU=Red/Amber; QV=Red/Amber; QW=Red/Amber; QX=Red/Amber; QY=Red/Amber; QZ=Red/Amber; RA=Red/Amber; RB=Red/Amber; RC=Red/Amber; RD=Red/Amber; RE=Red/Amber; RF=Red/Amber; RG=Red/Amber; RH=Red/Amber; RI=Red/Amber; RJ=Red/Amber; RK=Red/Amber; RL=Red/Amber; RM=Red/Amber; RN=Red/Amber; RO=Red/Amber; RP=Red/Amber; RQ=Red/Amber; RR=Red/Amber; RS=Red/Amber; RT=Red/Amber; RU=Red/Amber; RV=Red/Amber; RW=Red/Amber; RX=Red/Amber; RY=Red/Amber; RZ=Red/Amber; SA=Red/Amber; SB=Red/Amber; SC=Red/Amber; SD=Red/Amber; SE=Red/Amber; SF=Red/Amber; SG=Red/Amber; SH=Red/Amber; SI=Red/Amber; SJ=Red/Amber; SK=Red/Amber; SL=Red/Amber; SM=Red/Amber; SN=Red/Amber; SO=Red/Amber; SP=Red/Amber; SQ=Red/Amber; SR=Red/Amber; SS=Red/Amber; ST=Red/Amber; SU=Red/Amber; SV=Red/Amber; SW=Red/Amber; SX=Red/Amber; SY=Red/Amber; SZ=Red/Amber; TA=Red/Amber; TB=Red/Amber; TC=Red/Amber; TD=Red/Amber; TE=Red/Amber; TF=Red/Amber; TG=Red/Amber; TH=Red/Amber; TI=Red/Amber; TJ=Red/Amber; TK=Red/Amber; TL=Red/Amber; TM=Red/Amber; TN=Red/Amber; TO=Red/Amber; TP=Red/Amber; TQ=Red/Amber; TR=Red/Amber; TS=Red/Amber; TT=Red/Amber; TU=Red/Amber; TV=Red/Amber; TW=Red/Amber; TX=Red/Amber; TY=Red/Amber; TZ=Red/Amber; UA=Red/Amber; UB=Red/Amber; UC=Red/Amber; UD=Red/Amber; UE=Red/Amber; UF=Red/Amber; UG=Red/Amber; UH=Red/Amber; UI=Red/Amber; UJ=Red/Amber; UK=Red/Amber; UL=Red/Amber; UM=Red/Amber; UN=Red/Amber; UO=Red/Amber; UP=Red/Amber; UQ=Red/Amber; UR=Red/Amber; US=Red/Amber; UT=Red/Amber; UU=Red/Amber; UV=Red/Amber; UW=Red/Amber; UX=Red/Amber; UY=Red/Amber; UZ=Red/Amber; VA=Red/Amber; VB=Red/Amber; VC=Red/Amber; VD=Red/Amber; VE=Red/Amber; VF=Red/Amber; VG=Red/Amber; VH=Red/Amber; VI=Red/Amber; VJ=Red/Amber; VK=Red/Amber; VL=Red/Amber; VM=Red/Amber; VN=Red/Amber; VO=Red/Amber; VP=Red/Amber; VQ=Red/Amber; VR=Red/Amber; VS=Red/Amber; VT=Red/Amber; VU=Red/Amber; VV=Red/Amber; VW=Red/Amber; VX=Red/Amber; VY=Red/Amber; VZ=Red/Amber; WA=Red/Amber; WB=Red/Amber; WC=Red/Amber; WD=Red/Amber; WE=Red/Amber; WF=Red/Amber; WG=Red/Amber; WH=Red/Amber; WI=Red/Amber; WJ=Red/Amber; WK=Red/Amber; WL=Red/Amber; WM=Red/Amber; WN=Red/Amber; WO=Red/Amber; WP=Red/Amber; WQ=Red/Amber; WR=Red/Amber; WS=Red/Amber; WT=Red/Amber; WU=Red/Amber; WV=Red/Amber; WW=Red/Amber; WX=Red/Amber; WY=Red/Amber; WZ=Red/Amber; XA=Red/Amber; XB=Red/Amber; XC=Red/Amber; XD=Red/Amber; XE=Red/Amber; XF=Red/Amber; XG=Red/Amber; XH=Red/Amber; XI=Red/Amber; XJ=Red/Amber; XK=Red/Amber; XL=Red/Amber; XM=Red/Amber; XN=Red/Amber; XO=Red/Amber; XP=Red/Amber; XQ=Red/Amber; XR=Red/Amber; XS=Red/Amber; XT=Red/Amber; XU=Red/Amber; XV=Red/Amber; XW=Red/Amber; XX=Red/Amber; XY=Red/Amber; XZ=Red/Amber; YA=Red/Amber; YB=Red/Amber; YC=Red/Amber; YD=Red/Amber; YE=Red/Amber; YF=Red/Amber; YG=Red/Amber; YH=Red/Amber; YI=Red/Amber; YJ=Red/Amber; YK=Red/Amber; YL=Red/Amber; YM=Red/Amber; YN=Red/Amber; YO=Red/Amber; YP=Red/Amber; YQ=Red/Amber; YR=Red/Amber; YS=Red/Amber; YT=Red/Amber; YU=Red/Amber; YV=Red/Amber; YW=Red/Amber; YX=Red/Amber; YY=Red/Amber; YZ=Red/Amber; ZA=Red/Amber; ZB=Red/Amber; ZC=Red/Amber; ZD=Red/Amber; ZE=Red/Amber; ZF=Red/Amber; ZG=Red/Amber; ZH=Red/Amber; ZI=Red/Amber; ZJ=Red/Amber; ZK=Red/Amber; ZL=Red/Amber; ZM=Red/Amber; ZN=Red/Amber; ZO=Red/Amber; ZP=Red/Amber; ZQ=Red/Amber; ZR=Red/Amber; ZS=Red/Amber; ZT=Red/Amber; ZU=Red/Amber; ZV=Red/Amber; ZW=Red/Amber; ZX=Red/Amber; ZY=Red/Amber; ZZ=Red/Amber

⚠ WARNING: This product may contain chemicals known to the State of California to cause cancer and birth defects or other reproductive harm. For more information, visit whelen.com/regulatory.

MODEL	DESCRIPTION	LIST
<b>TIR3™ &amp; LIN3™ Series Super-LED® Lightheads</b>		
<i>Surface Mount, Color Super-LED® with Clear Outer Lens, 3.5" W x 1.1" H x 1.2" D. Includes Black Flange.</i>		
<i>Scan-Lock™ Flash Patterns including Steady-Burn and Synchronize Feature.</i>		
RS*02ZCR	LIN3™, Horizontal Mounting, Amber or White	\$115.00
RS*03ZCR	TIR3™, Horizontal Mounting, Amber or White	\$115.00
RV*03ZCR	TIR3™, Vertical Mounting, Amber or White	\$115.00
<b>LINZ6™ &amp; LINV2™ V-Series™ Linear Super-LED® Lightheads</b>		
<i>Surface Mount, Color Super-LED® with Clear Outer Lens, 4" W x 2" H x 1-9/16" D, Includes Black Flange.</i>		
<i>Scan-Lock™ Flash Patterns Including Steady-Burn and Synchronize Feature.</i>		
LINV2*	V-Series™, Combination 180° Warning and Puddle Light with Scan-Lock™ Warning Flash Patterns, Amber or White Warning	\$290.00
LINSV2A	V-Series™, Combination 180° Warning and Puddle Light with Scan-Lock™ Flash Patterns for Under Surface Mounting, Amber	\$302.00
LINZ6*	† Horizontal Mount, Amber or White	\$209.00
LINZ6#	† Split Color, Clear Lens, Amber/White Only, Horizontal Mount	\$217.00
<b>Options for TIR3™, LIN3™, LINZ6™ &amp; LINV2™ V-Series™ Linear Series Super-LED®</b>		
RFLANGCD	Optional, Deep, Chrome-Plated Mounting Flange Kit (Not for Use with LINV2™ Series)	\$23.00
RFLANGEC	Optional Chrome-Plated Mounting Flange Kit	\$23.00
RFLANGEA	Optional Cast Aluminum Mounting Flange Kit (Not for Use with LINV2™ Series)	\$41.00
RFLANG2B	Optional Black, Dual Surface Mount Flange Kit for Two Lightheads	\$21.00
RFLANG2C	Optional Chrome-Plated, Dual Surface Mount Flange Kit for 2 Lightheads	\$27.00
LINZ6FC	Optional Deep Chrome-Plated Mounting Flange Kit (Not for Use with LINV2™ Series)	\$23.00
RGROMMET	Grommet Mount Kit	\$12.00
L6BKT3	Optional 46 Degree Push Bumper Bracket, Each	\$22.00
RBKT1	Optional "L" Mounting Bracket for 1 Lighthouse (Consider Using LIN3™ Mounting Flange when used with LINZ6™, Purchased Separately and Not for Use with RV Series)	\$19.00
RBKT2	Optional "L" Mounting Bracket for 2 Lightheads (Consider Using LIN3™ Mounting Flange when used with LINZ6™, Purchased Separately and Not for Use with RV Series)	\$32.00
RBKT4	Optional Swivel Mounting Bracket For 1 TIR3™ or LIN3™	\$49.00
RBKT6	Optional License Plate Bracket for 2 Lightheads, Horizontal Mount (Consider Using LIN3™ Mounting Flange when used with LINZ6™, Purchased Separately)	\$33.00
RBKT7	Optional License Plate Bracket for 2 Lightheads, Vertical Mount (Consider Using LIN3™ Mounting Flange when used with LINZ6™, Purchased Separately)	\$33.00
RBKT17	Optional 2014-2018 Ram and Ram 1500 Classic, 2019-2021, Above the Rear Taillight Mounting Bracket, Pair (Consider LIN3™ Mounting Flange, Purchased Separately)	\$81.00
RBKT21	NEW Optional 2023 Ford F-150 Below the Tail light Mounting Brackets, Pair	\$81.00
<b>V23™ Series Super-LED® Surface Mount Lighthouse</b>		
<i>Clear Outer Lens, 4-1/4" Long x 2-11/16" High x 1-1/2" Protrusion, with Flange.</i>		
V23*TPB	Combination 180° Warning, Take-Down and Puddle Light Combination, Amber or White Warning, Black Flange	\$348.00
V23P20B	20° Angled Surface Mount Housing, Black	\$27.00
V23P20C	20° Angled Surface Mount Housing, Chrome	\$37.00
V23PEDB	Pedestal Mount Kit, Black	\$88.00
V23PEDC	Pedestal Mount Kit, Chrome	\$95.00
<b>Vertex™ Super-LED® Light</b>		
<i>Single Self-Contained Lighthouse with 25 Scan-Lock™ Flash Patterns, Including Steady-Burn.</i>		
VTX609*	Omni Directional Lighthouse, Amber or White, 9' Cable	\$141.00
VTX9#	Omni Directional Lighthouse, DUO™ color, Amber, Blue, White, and/or Red, 9' Cable	\$147.00
VTXFB	Flange Kit, Surface Mount, Black	\$13.00
VTXFC	Flange Kit, Surface Mount, Chrome	\$23.00
<b>Wing Plow™ Super-LED® Lightheads</b>		
<b>Wing Plow™ Super-LED® Lightheads</b>		
<i>Includes TIR3™ Super-LED® Encapsulated in a Cast Housing and 20' Cable.</i>		
WPLOW1A	Amber, for use when Wing Plow™ is in Use	\$268.00
WPLOW2A	Amber, for use when Wing Plow™ is Stowed	\$268.00
WPLOW3AA	Includes 1-WPLOW1A and 1-WPLOW2A	\$494.00
<b>Wing Plow LINZ6™ Super-LED® Lighthouse</b>		
<i>Encapsulated in a Cast Housing with 20' Cable</i>		
WPLOWZ1A	Amber, for use when Wing Plow™ is in Use	\$351.00
WPLOWZ2A	Amber, for use when Wing Plow™ is Stowed	\$351.00



No. PL24.0UA

\*\* NCNR (special-order, non-cancellable, non-returnable, check availability).  
See "Made-To-Order" Statement on Table of Contents Page of this Price List.

**AMBER LIST PRICE**

EFFECTIVE: DECEMBER 14, 2023 | VOID: DECEMBER 18, 2024

MODEL	DESCRIPTION	LIST
WPL0WZ3A	Includes WPL0WZ1A and WPL0WZ2A	\$663.00

**Super-LED® Systems #401**

*Two Micro Freedom® With Extended Corner Modules and 60' TPR Cable, Rear Stainless Steel Lighthouse Options With 30' Cables  
LED Flasher/Junction Box and Install Kit.*

**Super-LED® System 401 - 400 Series Lighthoods**

†† SYS401A	System 401-A	\$3,986.00
†† SYS401B	System 401-B	\$4,720.00
†† SYS401D	System 401-D	\$5,113.00

**Super-LED® Systems #402**

*One Remote L31 With 60' TPR Cable, Rear Stainless Steel Lighthouse Options with 30' Cables, LED Flasher/Junction Box and Install Kit.*

**Super-LED® System 402 - 400 Series Lighthoods**

†† SYS402A	System 402-A	\$2,313.00
†† SYS402B	System 402-B	\$3,047.00
†† SYS402D	System 402-D	\$3,443.00

**Super-LED® Systems #103**

*Two Micro Freedom® With Extended Corner Modules and 60' TPR Cable, LED Flasher/Junction Box and Install Kit.*

**Super-LED® Systems 103**

†† SYS103	System 103	\$2,854.00
-----------	------------	------------

**Super-LED® Systems #404**

*Rear Stainless Steel Lighthouse Options With 30' Cables, LED Flasher/Junction Box and Install Kit.*

**Super-LED® System 404 - 400 Series Lighthoods**

†† SYS404A	System 404-A	\$1,548.00
†† SYS404B	System 404-B	\$2,317.00
†† SYS404D	System 404-D	\$2,729.00

**Super-LED® Systems #405**

*Two Micro 400 With 60' TPR Cable, Rear Stainless Steel Lighthouse Options With 30' Cables, LED Flasher/Junction Box and Install Kit.*

**Super-LED® System 405 - 400 Series Lighthoods**

†† SYS405A	System 405-A	\$4,076.00
†† SYS405B	System 405-B	\$4,809.00
†† SYS405D	System 405-D	\$5,202.00

**Super-LED® Systems #406**

*Two Remote L31 with 60' TPR Cable, Rear Stainless Steel Lighthouse Options with 30' warning and BTT cable, LED Flasher/Junction Box and Install Kit.*

**Super-LED® System 406- 400 Series Lighthoods**

†† SYS406A	System 406-A	\$3,158.00
†† SYS406B	System 406-B	\$3,892.00
†† SYS406D	System 406-D	\$4,283.00

**Super-LED® Systems #107**

*Two Remote L31 With 60' TPR Cable, LED Flasher/Junction Box and Install Kit.*

**Super-LED® Systems 107**

†† SYS107	System 107	\$2,027.00
-----------	------------	------------

**Super-LED® Systems #108**

*Two Micro 400 With 60' TPR Cable, LED Flasher/Junction Box and Install Kit.*

**Super-LED® Systems 108**

†† SYS108	System 108	\$2,946.00
-----------	------------	------------

**Super-LED® Systems #109**

*Two Stainless Steel Micro 400 with 60' TPR Cable, LED Flasher/Junction Box and Install Kit.*

**Super-LED® Systems 109**

†† SYS109	System 109	\$3,392.00
-----------	------------	------------

**Super-LED® Systems #410**

*Two Stainless Steel Micro 400 with 60' TPR Cable, Rear Stainless Steel Lighthouse Options with 30' Cables, LED Flasher/Junction Box and Install Kit.*

**Super-LED® System 410- 400 Series Lighthoods**

†† SYS410A	System 410-A	\$4,519.00
†† SYS410B	System 410-B	\$4,871.00
†† SYS410D	System 410-D	\$5,264.00

**System Options**

*CenCom® Core-R™, Remote Siren & Control Center Powered By WeCanX® (WCX®).*

†† C399RD1	Control Module, Includes 8 Digital Inputs, 3 CAN Ports and Controls up to 99 Device/Remote Modules, and One CEM16 Module Mounted in a Single Box, Control Head and Other Optional Modules Purchased Separately. 12 VDC	\$1,069.00
†† C399RD2	Control Module, Includes 8 Digital Inputs, 3 CAN Ports and Controls up to 99 Device/Remote Modules, and Two CEM16 Modules Mounted in a Single Box, Control Head and Other Optional Modules Purchased Separately. 12 VDC	\$1,354.00

All models are 12 Volt D.C. only unless otherwise noted above. For other voltages contact factory. \* Replace symbol in model number with letter indicating lens color or LED color desired: A=Amber, B=Blue, C=Clear/White, D=Red, E=Green, F=Green I # Replace symbol in model number with letter indicating SPLIT lens or LED color desired: D=Red/Clear or White, E=Blue/Clear or White, F=Amber/Clear or White, H=Green/Clear or White, J=Red/Blue, K=Red/Amber, L=Red/Green, M=Blue/Amber ! To be discontinued, check availability \*\* NCNR Special order, check availability, non-cancellable, non-returnable ! Indicate length desired: 5 foot, 6 foot, 7 foot or 8 foot \$ Indicates Lower Price

⚠ WARNING: This product may contain chemicals known to the State of California to cause cancer and birth defects or other reproductive harm. For more information, visit whelen.com/regulatory.



No. PL24.0UA

\*\* NCNR (special-order, non-cancellable, non-returnable, check availability).  
See "Made-To-Order" Statement on Table of Contents Page of this Price List.

# AMBER LIST PRICE

EFFECTIVE: DECEMBER 14, 2023 | VOID: DECEMBER 18, 2024

MODEL	DESCRIPTION	LIST
<b>Add Side TIR3™ (700 &amp; 400 Series Only)</b>		
†† ADD4TIR3	Add Side TIR3™ Warning 400 Series (PAIR)	\$242.00
†† ADD7TIR3	Add Side TIR3™ Warning 700 Series (PAIR)	\$242.00
<b>SnowAway™ Heated Lens System (400 D Housing Only)</b>		
†† H400SD	400 Series "D" Heated Lens System	\$1,993.00
†† H400SDKT	400 Series "D" Heated Lens System when Ordering Separately	\$2,039.00
†† H400VD	400 V-Series™ "D" Heated Lens System "Option SUB4V400 Required"	\$1,993.00
<b>Substitute Two (2) 400 V-Series™ for Standard 400 Warning</b>		
†† SUB4V400	Substitute (2) 400 V-Series™ Warning for Standard 400 Warning (Only Available in 400)	\$464.00
<b>Substitute (2) 404BUH Horizontal Back-Up for Standard 404BUV Vertical Back-Up</b>		
†† SUB44BUH	Substitute (2) 404BUH Horizontal Back-Up for Standard 404BUV Vertical Back-Up (Only Available in 400)	
<b>Substitute 4/C Front/Top Light Cable (Micro Freedom®, Micro 400 and Stainless Steel 400)</b>		
†† SUBF4C45	Substitute 45' Cable for Standard 60' (PAIR) DEDUCT	\$76.00
†† SUBF4C30	Substitute 30' Cable for Standard 60' (PAIR) DEDUCT	\$151.00
<b>Substitute 2/C Front/Top Light Cable (L31 Beacon)</b>		
†† SUBF2C45	Substitute 45' Cable for Standard 60' (SINGLE) - DEDUCT	\$39.00
†† SUBF2C30	Substitute 30' Cable for Standard 60' (SINGLE) - DEDUCT	\$76.00
<b>Substitute 2/C Rear Light Cable (Warning)</b>		
†† SUBR2C45	Substitute 45' 2/C Warning Cable for Standard 30' (PAIR) - ADD	\$160.00
<b>Switches And Control Boxes</b>		
<b>Power Control Centers and Switches</b>		
PCC8R	8 Position Key Pad with Remote Relay Module, Three 20 Amp and Five 10 Amp Relays	\$415.00
PCCS9RW	Switch Control for Standard Switching	\$333.00
PCCS9LW	Programmable Switch Control for Liberty™ II & Freedom® IV Lightbars (Low Current Switching)	\$327.00
PCC4W	Switch Box with Four 25 AMP SPST Switches, Lighted	\$171.00
PCC6W	Switch Box with Six 25 AMP SPST Switches, Lighted	\$215.00
PCC6W1	Similar to PCC6W, Except Last On/Off Switch is Replaced with a Momentary Switch	\$202.00
PCC10W	Switch Box with Ten 25 AMP SPST Switches, Lighted	\$252.00
PCC10W1	Similar to PCC10W, Except Last On/Off Switch is Replaced with a Momentary Switch	\$252.00
1SWITCH	1 Switch Bracket Only, Switch Purchased Separately	\$50.00
2SWITCH	2 Switch Bracket Only, Switches Purchased Separately	\$89.00
3SWITCH	3 Switch Bracket Only, Switches Purchased Separately	\$121.00
4SWITCH	4 Switch Bracket Only, Switches Purchased Separately	\$163.00
PC1	PC-1 Switch, Lighted SPST, 15 AMP Contacts	\$33.00
PC2	PC-2 Switch, Momentary SPST, 15 AMP Contacts	\$32.00
PC3	PC-3 Switch, Lighted SPDT, 15 AMP Contacts	\$57.00
<b>CenCom Core®</b>		
<i>Remote Siren &amp; Control Center Powered By WeCanX® (WCX®), and WCX® Options. Control Head and OBDII CANport™ Installation Kit Purchased Separately.</i>		
C399R	Control Module, Includes 8 Digital Inputs, 3 CAN Ports and Controls up to 99 Device/Remote Modules, Control Head and Other Optional Modules Purchased Separately. 10-30 VDC	\$702.00
CCP9	Core-C™ - Core Control Point and Switch Combination, 4-Position Slide Switch and 6 Push Buttons. One 5 amp output for auxiliary lighting. LED TA Indicator, 10-30 VDC and V2V Sync Capable	\$560.00
CCPKT	Core™ Control Point for use with WeCanX® Devices when NOT using CenCom Core® (For use when not Purchasing a Lightbar)	\$222.00
CCTL8LM	Includes 6 Push-Buttons and a 4-Position Slide Switch.(Microphone Not Included)	\$392.00
CCTLHARN	CenCom Core® Control Head Harness Kit, for use with any Non-Primary Control Head, Control Heads Purchased Separately.	\$9.50
C399RK1	OBDII CANPort™ Installation Kit for C399 for Ford Police Interceptor Utility . 2016-2019, Ford Police Interceptor Utility , 2020-2022, used with Factory Option 61B, Ford F-150, 2016-2020, Ford F-250/350, 2018-2022, Ford, Ford F-450/550, Ford Expedition and Ford Transit, 2018-2019, Ford Fusion, 2017-2019 (All Models), Ford Fusion Hybrid, 2020, and Dodge Charger, 2016-2017 (Not for use with Core-R™ and C399S)	\$173.00
C399RK2	OBDII CANPort™ Installation Kit for C399R and C399S for Chevy Tahoe PPV/SSV, 2017-2020, Chevy Silverado 1500, 2017-2018, Silverado 1500 SSV (Body Style), 2019-2021, Colorado 1500, 2019-2021, Chevy Suburban, 2018	\$173.00

MODEL	DESCRIPTION	LIST
C399RK3	OBDII CANPort™ Installation Kit for C399 for Ram Classic 1500, 2018-2020, Ram 1500, 2019-2020, Ram 2500/3500, 2021-2022, Dodge Charger, 2018-2022, and Dodge Durango, 2018-2023 (Not for use with Core-R™ and C399S)	\$62.00
C399RK5	Ford Expedition, 2020-2021, Ford F-250/F-350/F-450/F550/F-600 Super Duty, 2020-2022, and Ford Transit, 2020-2021, Gateway Installation Kit for C399R and C399S Only	\$173.00
C399RK7	Ford F-150, 2021-2023, Ford F-150 Lightning, 2022-2023, Ford Police Interceptor Utility, 2020-2022, Ford Escape, 2022-2023, Ford Expedition, 2022-2023, and Ford Mustang Mach-E, 2021-2023, Ford Ranger, 2022-2023, Installation Kit for C399R and C399S Only	\$62.00
WCCBL100	WeCanX® Communication Cable, Bulk, 100'	\$246.00
CEM8	8 Output, 4 Input WeCanX® Expansion Module	\$222.00
CEM16	16 Output, 4 Input WeCanX® Expansion Module	\$286.00
CEM4HC	WeCanX® High Current Remote Expansion Module, 4-15 Amp Output	\$455.00
CTA	WeCanX® Traffic Advisor™ Remote Module, Traffic Advisor™ Purchased Separately	\$294.00
CV2V	Vehicle To Vehicle Module, Includes Internal Antenna	\$363.00

**Safety Site™**
(No Other Discounts Apply To This Section)
**Safety Site™**
Super-LED® Traffic Control Light.

W20SS	Red Module, Each	\$137.00
-------	------------------	----------

**Back-Up Alarms, Electronic**
**Back-Up Alarms**

WBUA107	Back-Up Alarm, 107dB, 12-24 VDC	\$89.00
WBUA97	Back-Up Alarm, 97dB, 12-24 VDC	\$86.00
WBUA112C	Back-Up Alarm, 112 dB, 12-24 VDC	\$123.00

**Traffic Advisor™ Series & Accessories**
All Models include Control Head for Light Array (Unless Specified)
Programmable Flash Patterns Standard on TACTL5, allows for Remote Activation of the "Flash Pattern" and End Lamp Enable/Disable Feature.
**Traffic Advisor™**
TA2200 Series Super-LED®, Includes Slide Bolt Mounting, 1-5/8" High x 3" Deep, Control Head Included

TA2230F	32" Long, 6 Amber Lighthouse Traffic Advisor™ with Flat End Caps	\$1,132.00
TA2240F	42" Long, 8 Amber Lighthouse Traffic Advisor™ with Flat End Caps	\$1,235.00

**Dominator™ Traffic Advisor™**
TIR3™ Super-LED® Low-Profile, Control Head Optional, 1.74" High x 2.17" Deep Housing, Three Super-LED®s Per Panel.

DTA6A	Amber, 6 Lamp TIR3™ Super-LED® Traffic Advisor™, 23.26" Long, Less Control Head	\$685.00
DTA6	6 Lamp TIR3™ Super-LED® Traffic Advisor™, 23.26" Long, Less Control Head, Requires Six D*, No Charge When Ordered with DTA6	\$685.00
DTA8A	Amber, 8 Lamp TIR3™ Super-LED® Traffic Advisor™, 30.36" Long, Less Control Head	\$854.00
DTA8	8 Lamp TIR3™ Super-LED® Traffic Advisor™, 30.36" Long, Less Control Head, Requires Eight D*, No Charge When Ordered with DTA8	\$854.00
DTAW8	8 Lamp TIR3™, 6 Light Traffic Advisor™ with 2 End Warning Lights, 30.36" Long, Less Control Head, Requires Eight D*, No Charge When Ordered with DTAW8	\$868.00
D*	TIR3™ Super-LED® Lighthouse, Amber or White	

**Dominator Plus™ Traffic Advisor™**
LINZ6™ Super-LED® Low-Profile, Control Head Optional, 1.74" High x 2.17" Deep Housing, Six Super-LED®s Per Lamp.

DPTA6A	Amber, 6 Lamp LINZ6™ Super-LED® Traffic Advisor™, 23.26" Long, Less Control Head	\$1,175.00
DPTA6	6 Lamp LINZ6™ Super-LED® Traffic Advisor™, 23.26" Long, Less Control Head, Requires Six DP*, No Charge When Ordered with DPTA6	\$1,175.00
DPTA8A	Amber, 8 Lamp LINZ6™ Super-LED® Traffic Advisor™, 30.36" Long, Less Control Head	\$1,530.00
DPTA8	8 Lamp LINZ6™ Super-LED® Traffic Advisor™, 30.36" Long, Less Control Head, Requires Eight DP*, No Charge When Ordered with DPTA8	\$1,530.00
DPTAW8	8 Lamp LINZ6™, 6 Light Traffic Advisor™ with 2 End Warning Lights, 30.36" Long, Less Control Head, Requires Eight DP*, No Charge When Ordered with DPTAW8	\$1,549.00
DP*	LINZ6™ Super-LED® Lighthouse, Amber or White	

**Traffic Advisor™ TIR3™ Super-LED®**
1.74" High x 2.17" Deep Housing, Three Super-LED®s Per Panel.

TAM63	Six Lamp TIR3™ Super-LED® Traffic Advisor™, 23.26" Long	\$901.00
TAM83	Eight Lamp TIR3™ Super-LED® Traffic Advisor™, 30.36" Long	\$1,098.00

All models are 12 Volt D.C. only unless otherwise noted above. For other voltages contact factory. \* Replace symbol in model number with letter indicating lens color or LED color desired: A=Amber; B=Blue; C=Clear/White; D=Red; E=Green; F=Green I # Replace symbol in model number with letter indicating SPLIT lens or LED color desired: D=Red/Clear or White; E=Blue/Clear or White; F=Amber/Clear or White; H=Green/Clear or White; J=Red/Blue; K=Red/Amber; L=Red/Green; M=Blue/Amber; N=Blue/Amber I # To be discontinued, check availability \*\* NCNR Special order, check availability, non-cancellable, non-returnable ! Indicate length desired: 5 foot, 6 foot, 7 foot or 8 foot \$ Indicates Lower Price
⚠ WARNING: This product may contain chemicals known to the State of California to cause cancer and birth defects or other reproductive harm. For more information, visit whelen.com/regulatory.



No. PL24.0UA

\*\* NCNR (special-order, non-cancellable, non-returnable, check availability).  
See "Made-To-Order" Statement on Table of Contents Page of this Price List.

# AMBER LIST PRICE

EFFECTIVE: DECEMBER 14, 2023 | VOID: DECEMBER 18, 2024

MODEL	DESCRIPTION	LIST
†† TAM83**	Eight Lamp TIR3™ Super-LED® Traffic Advisor™, 30.36" Long, with Two End Flashing LEDs, Amber	\$1,110.00
<b>Traffic Advisor™ LINZ6™ Super-LED®</b>		
<i>1.74" High x 2.17" Deep Housing, Six LED's Per Panel.</i>		
TAZ66	Six Lamp LINZ6™ Super-LED® Traffic Advisor™, 23.26" Long	\$1,349.00
TAZ86	Eight Lamp LINZ6™ Super-LED® Traffic Advisor™, 30.36" Long	\$1,721.00
†† TAZ86**	Eight Lamp, Six Lamp LINZ6™ Super-LED® Traffic Advisor™ with Two End Flashing Super-LEDs®, Amber, 30.36" Long	\$1,737.00
<b>Traffic Advisor™ Low-Profile</b>		
<i>5mm LED Low-Profile, 2.84" High x 2.25" Deep "C" Style Housing. Now with Waterproof Connectors Standard.</i>		
TAL65	Six Lamp LED Traffic Advisor™, 36" Long	\$1,183.00
TAL85	Eight Lamp LED Traffic Advisor™, 46.82" Long	\$1,318.00
<b>Traffic Advisor™ Front Load Super-LED®</b>		
<i>2.35" High x 2.38" Deep Housing.</i>		
TANF65	Six Lamp Linear-LED® Traffic Advisor™, 34" Long	\$1,255.00
TANF85	Eight Lamp Linear-LED® Traffic Advisor™, 45.12" Long	\$1,466.00
†† TANF85**	Six Lamp Linear-LED® Traffic Advisor™ with Two End Flashing Super-LEDs®, Amber, 45.12" Long	\$1,482.00
TACF85	Eight Lamp CON3™ Super-LED® Traffic Advisor™, 45.12" Long	\$1,189.00
†† TACF85**	Eight Lamp CON3™ Super-LED® Traffic Advisor™ with 2 End Flashers, Amber, 45.12" Long	\$1,204.00
TANBKT1	Mounting Bracket, for top of Vehicle (Horizontal) Mounting	\$31.00
<b>Traffic Advisor™ Front Load DUO™ Super-LED®</b>		
<i>2.35" High x 2.38" Deep Housing, No Control Head Required.</i>		
TADF6	Six DUO™ Color Linear Super-LED® Traffic Advisor™, Requires No Special Control Head, 34" Long	\$2,046.00
TADF8	Eight DUO™ Color Linear Super-LED® Traffic Advisor™, Requires No Special Control Head, 45.12" Long	\$2,193.00
TDP\$\$\$00	Six or Eight DUO™ Super-LED® Modules, No Charge when Ordered with DUO™ Traffic Advisor™, Replace Symbol \$\$\$ with Number of Warning LED Colors, Order Amber.	
<b>Traffic Advisor™ TIR6™ Super-LED®</b>		
<i>Low-Profile, 2.84" High x 2.25" Deep Housing, Six Super-LEDs Per Panel. Now with Waterproof Connectors Standard.</i>		
TAM65	Six Lamp Super-LED® Traffic Advisor™, 36" Long	\$1,482.00
TAM85	Eight Lamp Super-LED® Traffic Advisor™, 46.82" Long	\$1,835.00
†† TAM85**	Six Lamp Super-LED® Traffic Advisor™ with Two End Flashing Super-LEDs®, Amber, 46.82" Long	\$1,846.00
<b>Traffic Advisor™ TAC8 Super-LED®</b>		
<i>2" High x 2.64" Deep "C" Style Housing x 47.75" Length, Control Head Included</i>		
TAC815	Eight Lamp Super-LED® Traffic Advisor™, with 15' Cable	\$1,011.00
TAC830	Eight Lamp Super-LED® Traffic Advisor™, with 30' Cable	\$1,113.00
TAC850	Eight Lamp Super-LED® Traffic Advisor™, with 50' Cable	\$1,244.00
<b>Traffic Advisor™ Straight or Split Style Super-LED®</b>		
TA45B72	700 Series, Eight Lamp, Includes TACTL5, 72"	\$2,448.00
TA4437M	500 Series, Eight Lamp Traffic Advisor™, TIR6™ Super-LEDs®, Rectangular Aluminum Housing, Two Piece, 21 7/8", with 15' Cable	\$1,689.00
TA4437M1	500 Series, Eight Lamp Traffic Advisor™, TIR6™ Super-LEDs®, Rectangular Aluminum Housing, Two Piece, 21 7/8" Long, with 30' Cable	\$1,826.00
TA4437M2	500 Series, Eight Lamp Traffic Advisor™, TIR6™ Super-LEDs®, Rectangular Aluminum Housing, Two Piece, 21 7/8" Long, with 50' Cable	\$2,008.00
<b>Traffic Advisor™ Arrow Head Style</b>		
<i>Includes TACTL6 Control Head Unless Noted.</i>		
†† TA166AL5	600 Series, 16 LED Lamps, One Piece	\$5,567.00
<b>Traffic Advisor™ Front Load, Arrow Head Style</b>		
<i>Linear™ Super-LED®, 3.5" Deep x 46" Long, Includes TACTL6</i>		
†† TA165NF1	Sixteen Lamp, 23" High with 25' Cable	\$2,790.00
†† TA165NF2	Sixteen Lamp 23" High with 50' Cable	\$3,243.00
†† TA125NF1	Twelve Lamp 15" High with 25' Cable	\$2,682.00
†† TA125NF2	Twelve Lamp 15" High with 50' Cable	\$2,937.00
<b>Traffic Advisor™ Accessories</b>		
TACTL5	Control Head Only, Programmable for 6 or 8 Lamp Halogen or LED Traffic Advisor™. Includes Auxiliary On/Off Switch	\$515.00
TACTL6	Control Head Only, Programmable for 16 Lamp Halogen or LED Traffic Advisor™. Includes Auxiliary On/Off Switch. Meets Federal Standards	\$515.00
TADCTL1	DTA/DPTA Series Control Head Only	\$169.00
TADSW1	On/Off Non-Lighted, SPDT 20 Amp Switch, for TADCTL1	\$22.00

MODEL	DESCRIPTION	LIST
TADSW2	On/Off/On Non-Lighted, SPDT 20 Amp Switch for TADCTL1	\$22.00
DELTAC5	Delete TACTL5 from 6 to 8 Light LED or Halogen Traffic Advisor™ - DEDUCT	\$100.00
DELTAC6	Delete TACTL6 from 16 Lamp LED or Halogen Traffic Advisor™ - DEDUCT	\$100.00

**Traffic Advisor™ Substitute Cables**
Replaces Standard Length Cables, Not for use in Sequence to Solid or Sequence On/Off Flash Patterns

STA155	TA166AL5 - Substitute 55' Cable for Standard 51' Cable - ADD	\$107.00
STA235	TAL65/TAM65 - Substitute 35' Cable for Standard 15' Cable - ADD	\$135.00
STA245	TAL65/TAM65 - Substitute 45' Cable for Standard 15' Cable - ADD	\$197.00
STA255	TAL65/TAM65 - Substitute 55' Cable for Standard 15' Cable - ADD	\$258.00
STA335	TAL85/TAM85 - Substitute 35' Cable for Standard 15' Cable - ADD	\$135.00
STA345	TAL85/TAM85 - Substitute 45' Cable for Standard 15' Cable - ADD	\$197.00
STA355	TAL85/TAM85 - Substitute 55' Cable for Standard 15' Cable - ADD	\$258.00
STA445	TA45B72 - Substitute 45' Cable for Standard 35' Cable - ADD	\$74.00
STA455	TA45B72 - Substitute 55' Cable for Standard 35' Cable - ADD	\$135.00
STA535	TAM63/TAM83/TAZ66/TAZ86 - Substitute 35' Cable for Standard 15' Cable - ADD	\$148.00
STA545	TAM63/TAM83/TAZ66/TAZ86 - Substitute 45' Cable for Standard 15' Cable - ADD	\$222.00
STA555	TAM63/TAM83/TAZ66/TAZ86 - Substitute 55' Cable for Standard 15' Cable - ADD	\$294.00
STA635	TAD6/TAD8/TADP6/TADP8 - Substitute 35' Cable for Standard 15' Cable - ADD	\$87.00
STA735	TADF6/TADF8 - Substitute 35' Cable for Standard 15' Cable - ADD	\$160.00
STA745	TADF6/TADF8 - Substitute 45' Cable for Standard 15' Cable - ADD	\$233.00
STA755	TADF6/TADF8 - Substitute 55' Cable for Standard 15' Cable - ADD	\$319.00
STA835	TACF85/TANF65/TANF85 - Substitute 35' Cable for Standard 15' Cable - ADD	\$135.00
STA845	TACF85/TANF65/TANF85 - Substitute 45' Cable for Standard 15' Cable - ADD	\$197.00
STA855	TACF85/TANF65/TANF85 - Substitute 55' Cable for Standard 15' Cable - ADD	\$258.00
STA935	TACF85**/TANF85** - Substitute 35' Cable for Standard 15' Cable - ADD	\$135.00
STA945	TACF85**/TANF85** - Substitute 45' Cable for Standard 15' Cable - ADD	\$197.00
STA955	TACF85**/TANF85** - Substitute 55' Cable for Standard 15' Cable - ADD	\$258.00

**Tracer™ WeCanX® Series**
**Tracer™ WeCanX® Series Super-LED® Light Array**
SOLO™, DUO™ or TRIO™ Versions Available in 1 to 6 Lamp Versions. Lighthoods and mounting ordered as Separate Line Item (Replaces original Tracer Series)

TCRWX1	1 Lamp Housing, requires 1 Lighthead. "L" Bracket Mounting (2 Required) Purchased Separately	\$395.00
TCRWX2	2 Lamp Housing, requires 2 Lighthoods. "L" Bracket Mounting (3 Required) Purchased Separately	\$587.00
TCRWX3	3 Lamp Housing, requires 3 Lighthoods. "L" Bracket Mounting (4 Required) Purchased Separately	\$774.00
TCRWX4	4 Lamp Housing, requires 4 Lighthoods. "L" Bracket Mounting (5 Required) Purchased Separately	\$951.00
TCRWX5	5 Lamp Housing, requires 5 Lighthoods. "L" Bracket Mounting (6 Required) or Vehicle Specific Mounting Purchased Separately	\$1,150.00
TCRWX6	6 Lamp Housing, requires 6 Lighthoods. "L" Bracket Mounting (7 Required) or Vehicle Specific Mounting Purchased Separately	\$1,337.00
TCRWXP*	Primary SOLO™ Lighthead Includes Lamp driver, One Required in Position 1, for each SOLO™ Tracer™, Red, Blue, Amber, Green, or White. No Charge When Ordered with the Appropriate Housing	
TCRWXS*	Secondary SOLO™ Lighthead, Red, Blue, Amber, Green, or White. For use in Positions 2-6. No Charge When Ordered with the Appropriate Housing	
TCRWXP#	Primary DUO™ Lighthead Includes Lamp driver, One Required in Position 1, for each DUO™ Tracer™, Blue/White, Blue/Amber, Red/Blue, Red/White, Red/Amber, Red/Green, or Amber/White. Add	\$57.00
TCRWXS#	Secondary DUO™ Lighthead, Blue/White, Blue/Amber, Red/Blue, Red/White, Red/Amber, Red/Green, or Amber/White. For use in Positions 2-6, Add Each	\$57.00
TCRWXPJC	Primary TRIO™ Lighthead Includes Lamp driver, One Required in Position 1, for each TRIO™ Tracer™, Red/Blue/White, Add Each	\$113.00
TCRWXSJC	Secondary TRIO™ Lighthead, Red/Blue/White, Add Each	\$113.00
TCRWXPJA	Primary TRIO™ Lighthead Includes Lamp driver, One Required in Position 1, for each TRIO™ Tracer™, Red/Blue/Amber, Add Each	\$113.00
TCRWXSJA	Secondary TRIO™ Lighthead, Red/Blue/Amber, Add Each	\$113.00
TCRWXPJC	Primary TRIO™ Lighthead Includes Lamp driver, One Required in Position 1, for each TRIO™ Tracer™, Blue/Amber/White, Add Each	\$113.00
TCRWXSJC	Secondary TRIO™ Lighthead, Blue/Amber/White, Add Each	\$113.00
TCRWXPJC	Primary TRIO™ Lighthead Includes Lamp driver, One Required in Position 1, for each TRIO™ Tracer™, Red/Amber/White, Add Each	\$113.00
TCRWXSJC	Secondary TRIO™ Lighthead, Red/Amber/White, Add Each	\$113.00

All models are 12 Volt D.C. only unless otherwise noted above. For other voltages contact factory. \* Replace symbol in model number with letter indicating lens color or LED color desired: A=Amber, B=Blue, C=Clear/White, F=Red, G=Green, I ≠ Replace symbol in model number with letter indicating SPLIT lens or LED color desired: D=Red/Clear or White, E=Blue/Clear or White, F=Amber/Clear or White, H=Green/Clear or White, J=Red/Blue, K=Red/Amber, L=Red/Green, M=Blue/Amber | † To be discontinued, check availability \*\* NCNR Special order, check availability, non-cancellable, non-returnable † Indicate length desired: 5 foot, 6 foot, 7 foot or 8 foot \$ Indicates Lower Price
⚠ WARNING: This product may contain chemicals known to the State of California to cause cancer and birth defects or other reproductive harm. For more information, visit whelen.com/regulatory.





No. PL24.0UA

\*\* NCNR (special-order, non-cancellable, non-returnable, check availability).  
See "Made-To-Order" Statement on Table of Contents Page of this Price List.

# AMBER LIST PRICE

EFFECTIVE: DECEMBER 14, 2023 | VOID: DECEMBER 18, 2024

MODEL	DESCRIPTION	LIST
TCRWXSMC	Secondary TRIO™ Lighthead, Red/Amber/White, Add Each	\$113.00

### Options for Tracer™

Series, All SUVs and Pick Up Trucks must have Factory Running Boards.

CCP	Core™ Control Point for use with One or Two WeCanX® Tracers when NOT using CenCom Core®	\$222.00
TCRB42	2015-2018 Ram 1500 Crew Cab, Ram 1500 Classic Crew Cab, 2019-2021, and RAM 2500/3500 Running Board Mounting Kit, for 6-Lamp Tracer™, Each	\$68.00
TCRB49	Chevy Silverado 1500 Crew Cab, 2019-2023, Chevy Silverado 2500/3500 HD, 2023-2024, Running Board Mounting Kit, for 6-Lamp Tracer™, Each	\$61.00
TCRB47	2015-2023 Ford F-150 SuperCrew, 2022-2023 Ford F-150 Lightning, 2017-2023 Ford F-250/F-350 Crew Cab, 2018-2023 F450/F550, 2018-2023 F600, and 2018-2023 Ford Expedition SSV, Running Board Mounting Kit, for 6-Lamp Tracer™, Each	\$107.00
TCRLBKT	1 "L" Bracket and Hardware, See Tracer™ Description for Quantity Required	\$15.00
TCRLBKT1	1 Single Mounting Bracket and Hardware for Front or Rear Mounting of the Tracer™ Series Under a Lightbar. See Tracer Description for Quantity Required. NOTE: Tracer length will Depend on Lightbar Length and Placement of Mounting Feet. Not for Use with Low-Profile Mounting Feet.	\$15.00
TCRLBKT2	1 Dual Mounting Bracket and Hardware for Front and Rear Mounting of the Tracer™ Series Under a Lightbar. See Tracer Description for Quantity Required. NOTE: Tracer Length will Depend on Lightbar Length and Placement of Mounting Feet. Not for Use with Low-Profile Mounting Feet.	\$18.00

### Century™ Series Mini Lightbars

#### Century™ Series LED Mini Lightbars

Aluminum Base with Color Outer Dome, Unless Specified

MC11P*	11", Permanent Mount, Amber or Clear	\$454.00
MC11M*	11", Magnetic Mount, Amber or Clear	\$484.00
MC11S*	11", Stud Mount, Amber or Clear	\$444.00
MC16P*	16", Permanent Mount, Amber or Clear	\$495.00
MC16M*	16", Magnetic Mount, Amber or Clear	\$559.00
MC16V*	16", Magnetic/Suction Mount, Amber or Clear	\$554.00
MC16S*	16", Stud Mount, Amber or Clear	\$506.00
MC16PF	16", Permanent Mount, Driver Side Amber, Passenger Side White with Clear Dome	\$495.00
MC16MF	16", Magnetic Mount, Driver Side Amber, Passenger Side White with Clear Dome	\$541.00
MC16VF	16", Magnetic/Suction Mount, Driver Side Amber, Passenger Side White with Clear Dome	\$554.00
MC16SF	16", Stud Mount, Driver Side Amber, Passenger Side White with Clear Dome	\$494.00
MC23P*	23", Permanent Mount, Amber or Clear	\$696.00
MC23M*	23", Magnetic Mount, Amber or Clear	\$745.00
MC23V*	23", Magnetic/Suction Mount, Amber or Clear	\$750.00
MC23S*	23", Stud Mount, Amber or Clear	\$726.00

### Mini Legacy™, Super-LED® Series Lightbars

#### Mini Legacy™

ET9 & GT9 Series Lightbars, 19.31" Long, Includes Four Linear Super-LED® Corner Modules

ET9****P	WeCanX®, SOLO™ Permanent Mount with 15' Cable, Amber and/or White	\$1,745.00
ET9####P	WeCanX®, DUO™ Permanent Mount with 15' Cable, Amber and/or White	\$2,321.00
GT****P	Standard Current, Permanent Mount with 15' Cable, Amber or White	\$1,664.00
GT****M	Standard Current, Magnetic Mount with Cigar Cord, Amber or White	\$1,664.00
GT****V	Standard Current, Magnetic/Suction Mount with Cigar Cord, Amber or White	\$1,787.00
GSDS*	One Short Super-LED® Single Color Amber or White	\$98.00
GBTS	Two Short Super-LED® Take-Down Lights, For ET9 Models Only	\$162.00
GBA	Two Super-LED® Alley Lights, For ET9 Models Only	\$162.00
GTTS	Two Short Super-LED® Take-Down Lights, For GT9 Permanent Mount Only	\$183.00
GTA	Two Super-LED® Alley Lights, For GT9 Permanent Mount Only	\$183.00
GT TSA	Two Short Super-LED® Take-Down and Alley Lights, For GT9 Permanent Mount Only	\$351.00

### Mini

#### Mini Liberty™ II

BT9 & IT9 Series Lightbars, 19.31" Long, Includes Four Linear Super-LED® Corner Modules

BT9****P	WeCanX®, Permanent Mount with 15' Cable, SOLO™ Color Lightheads, Amber and/or White	\$1,545.00
BT9####P	WeCanX®, Permanent Mount with 15' Cable, DUO™ Color Lightheads, Amber and/or White	\$2,121.00
IT9****P	Standard Current, Permanent Mount with 15' Cable, Amber or White	\$1,464.00
IT9****M	Standard Current, Magnetic Mount with Cigar Cord, Amber or White	\$1,464.00



No. PL24.0UA

\*\* NCNR (special-order, non-cancellable, non-returnable, check availability). See "Made-To-Order" Statement on Table of Contents Page of this Price List.

# AMBER LIST PRICE

EFFECTIVE: DECEMBER 14, 2023 | VOID: DECEMBER 18, 2024

MODEL	DESCRIPTION	LIST
IT9***V	Standard Current, Magnetic/Suction Mount with Cigar Cord, Amber or White	\$1,586.00
IWDS*	One Single Color Short 3 Super-LED® Lighthouse, Amber or White	\$141.00
ITS3	Two Short 3 Super-LED® Take-Down Lights, For BT9 Models	\$162.00
IA3	Two 3 Super-LED® Alley Lights, with 15° Horizontal Adjustment, For BT9 Models	\$162.00
ITTS	Two Short Super-LED® Take-Down Lights, For IT9 Permanent Mount Only	\$183.00
ITA	Two Super-LED® Alley Lights, For IT9 Permanent Mount Only	\$183.00
ITTSA	Two Short Super-LED® Take-Down and Alley Lights, For IT9 Permanent Mount Only	\$351.00

## Responder® LP Series Mini Lightbars

Low-Profile, Super-LED®. For Multiple Color Lightbars with Clear Outer Dome, Replace " " " " with an "S" and use Lighting Package R1\$\$\$00 for R1 Models and R2\$\$\$00 for R2 Models. Replace Symbol "\$" with the Number of Color LED Lighthoods Required (Maximum of Six). Order of Color is Red, Blue and Amber.

### Responder® LP Series Lightbars

Polycarbonate Base, with Color Outer Dome Standard on Single Color Models.

R1LPPA	Six CON3™ Super-LED® Modules, Permanent Mount, Amber	\$604.00
R1LPPACA	Six Amber CON3™ Super-LED® Modules, Permanent Mount, CA TTL13 Compliant	\$604.00
R1LPPF	Six CON3™ Super-LED® Modules, Permanent Mount, Driver Side Amber & Passenger Side White with Clear Dome	\$604.00
R1LPM*	Six CON3™ Super-LED® Modules, Magnetic Mount, Amber or Clear	\$634.00
R1LPMF	Six CON3™ Super-LED® Modules, Magnetic Mount, Driver Side Amber & Passenger Side White with Clear Dome	\$634.00
R1LPV*	Six CON3™ Super-LED® Modules, Magnetic/Suction Mount, Amber or Clear	\$662.00
R1LPVF	Six CON3™ Super-LED® Modules, Magnetic/Suction Mount, Driver Side Amber & Passenger Side White with Clear Dome	\$662.00
R2LPP*	Six LIN6™ Super-LED® Modules, Permanent Mount, Amber or Clear	\$779.00
R2LPPACA	Six Amber LIN6™ Super-LED® Modules, Permanent Mount, CA TTL13 Compliant	\$779.00
R2LPM*	Six LIN6™ Super-LED® Modules, Magnetic Mount, Amber or Clear	\$809.00
R2LPV*	Six LIN6™ Super-LED® Modules, Magnetic/Suction Mount, Amber or Clear	\$837.00
†† R2LPPA4	Six LIN6™ Super-LED® Modules, Permanent Mount, Amber, 24 VDC	\$779.00

### Responder® LP Series Lightbars

Aluminum Base, with Color Outer Dome Standard on Single Color Models.

R2LPHP*	Six LIN6™ Super-LED® Modules, Permanent Mount, Amber or Clear	\$870.00
R2LPHM*	Six LIN6™ Super-LED® Modules, Magnetic Mount, Amber or Clear	\$901.00
R2LPHV*	Six LIN6™ Super-LED® Modules, Magnetic/Suction Mount	\$925.00

### Responder® LP DUO™ Series Lightbars

Polycarbonate Base, with Clear Outer Dome.

†† RDLPPAB	Six DUO™ Blue/Amber Super-LED® Modules, Permanent Mount	\$1,387.00
------------	---	------------

## Responder® HD Series Mini Lightbars

Heavy-Duty Rotating and Super-LED®.

### Responder® HD Series Lightbars

R10HDP A	Six Super-LED® Modules, Amber, Permanent Mount	\$1,569.00
R10HDM A	Six Super-LED® Modules, Amber, Magnetic Mount	\$1,599.00
R10HDV A	Six Super-LED® Modules, Amber, Magnetic/Suction Cup Mount	\$1,628.00
RDXMM90	90 lb. Pull Magnetic Mount Kit with Cord & Plug	\$64.00
INSTLRDX	Installation of RDXMM90 on Permanent Mount RHD Series	\$19.00

## Mini Edge® Freedom® IV DYAD™ Series Lightbars

### Mini Edge® Freedom® IV Super-LED® Series Lightbars

21.5" Long (Unless Specified), Includes Four Corner Linear-LED® Modules.

First and Second \*\*\* for Driver Side Front and Passenger Side Rear and Third and Fourth \*\*\* for Driver Side Rear and Passenger Side Front.

Clear Outer Domes with Clear Dividers. Multiple Flash Patterns with Passenger Side Cable Exit, Specify LED Color Placement at Time of Order.

F4M****P	Permanent Mount, Amber, and/or White	\$1,817.00
F4M****M	Magnetic Mount, Amber, and/or White	\$1,817.00
F4B****P	23.29" Long, with Center Section, Permanent Mount, Amber and/or White	\$2,069.00
F4M*0*0F	Two Front Corner Facing Linear-LED®, Permanent Mount, Amber and/or White	\$1,240.00

### Options for Mini Edge® Freedom® IV Super-LED® Series Lightbars

Up to Two Front and Two Rear Inboard Modules. Take-Down and Alleys for Permanent Mount Only

F4DL*	One Single Color Long 12 Super-LED® Lighthouse, Amber or White	\$292.00
F4MA3	Two 3-LED Super-LED® Alley Lights, Includes Harnesses	\$209.00
F4MA6	Two 6-LED Super-LED® Alley Lights, Includes Harnesses	\$276.00
F4MTL6	Two 6-LED Super-LED® Long Take-Down Lights, Includes Harnesses	\$276.00
F4MTATL3	Two 3-LED Super-LED® Alley Lights and Two 6-LED Super-LED® Long Take-Down Lights, Includes Harnesses	\$397.00

All models are 12 Volt D.C. only unless otherwise noted above. For other voltages contact factory. \* Replace symbol in model number with letter indicating lens color or LED color desired: A=Amber, B=Blue, C=Clear/White, R=Red, G=Green, I=# Replace symbol in model number with letter indicating SPLIT lens or LED color desired: D=Red/Clear or White, E=Blue/Clear or White, F=Amber/Clear or White, H=Green/Clear or White, J=Red/Blue, K=Red/Amber, L=Red/Green, M=Blue/Amber | † To be discontinued, check availability †† NCNR Special order, check availability, non-cancellable, non-returnable † Indicate length desired: 5 foot, 6 foot, 7 foot or 8 foot \$ Indicates Lower Price

⚠ WARNING: This product may contain chemicals known to the State of California to cause cancer and birth defects or other reproductive harm. For more information, visit whelen.com/regulatory.



No. PL24.0UA

\*\* NCNR (special-order, non-cancellable, non-returnable, check availability).  
See "Made-To-Order" Statement on Table of Contents Page of this Price List.

# AMBER LIST PRICE

EFFECTIVE: DECEMBER 14, 2023 | VOID: DECEMBER 18, 2024

MODEL	DESCRIPTION	LIST
F4MTATL6	Two 6-LED Super-LED® Alley Lights and Two 6-LED Super-LED® Long Take-Down Lights, Includes Harnesses	\$460.00
F4MEND*	Color End Dome, For 21.5" Lightbar, When Purchased with a Lightbar, Add Each	\$38.00
F4MEND#	Color End Dome, For 21.5" Lightbar, with Clear Alley Window, When Purchased with a Lightbar, Add Each	\$38.00

## Mini Justice® Series

### Mini Justice® JY Series

Includes Four Linear6™ Corner Modules. Permanent Mount Models with 15' Cable.

MJY****P	Permanent Mount, Amber or Clear	\$1,059.00
MJY****M	Magnetic Mount, Amber or Clear	\$907.00
MJY****V	Magnetic/Suction Mount, Amber or Clear	\$960.00

### Options for Mini Justice® Series

Take-Down and Alley Lights for Permanent Mount Models Only.

JDC*	One CON3™, Amber or Clear	\$128.00
JDH*	One LTR3™, Amber or Clear Only for use with Take-Down Lights	\$128.00
MJTDALL1	Four LR11 Super-LED®'s, Two Steady-Burn Take-Down and Two Steady-Burn Alley Lights with 15° Horizontal Adjustment. For Permanent Models Only	\$351.00

## QuickFit™, Bolt-On Mounting Platform Series

Black or White Powder-Coated Steel or Aluminum Housing (For use with Whelen® Beacons, Responder® LP/HD's, Mini Century™, Mini Liberty™ II and Mini Legacy™)

(Mini Liberty™ II and Mini Legacy™ Requires MK9S Mounting.)

### QuickFit™, Bolt-On Mounting Platform Series

QFGM2	Chevy Silverado 1500 with Spoiler, 2019-2023, Black Powder-Coated Aluminum Housing (Not for Use with Magnetic Mount Lights)	\$478.00
QFGM2W	Chevy Silverado 1500 with Spoiler, 2019-2023, White Powder-Coated Aluminum Housing (Not for Use with Magnetic Mount Lights)	\$478.00
QFGM2S	Chevy Silverado 1500 with Spoiler, 2019-2023, Black Powder-Coated Steel Housing (Will work with Magnetic Mount Lights)	\$478.00
QFGM2SW	Chevy Silverado 1500 with Spoiler, 2019-2023, White Powder-Coated Steel Housing (Will work with Magnetic Mount Lights)	\$478.00
QFFORD1	Ford F-150 2015-2023, Ford F-150 Lightning 2022-2023, and F-250/F-350 Super Duty, 2017-2023, F-450/F-550, 2017-2023, F600, 2018-2023, Black Powder-Coated Aluminum Housing (Not for Use with Magnetic Mount Lights)	\$478.00
QFFORD1W	Ford F-150 2015-2023, Ford F-150 Lightning 2022-2023, and F-250/F-350 Super Duty, 2017-2023, F-450/F-550, 2017-2023, F600, 2018-2023, White Powder-Coated Aluminum Housing (Not for Use with Magnetic Mount Lights)	\$478.00
QFFORD1S	Ford F-150 2015-2023, Ford F-150 Lightning 2022-2023, and F-250/F-350 Super Duty, 2017-2023, F-450/F-550, 2017-2023, F600, 2018-2023, Black Powder-Coated Steel Housing (Will work with Magnetic Mount Lights)	\$478.00
QFFRD1SW	Ford F-150 2015-2023, Ford F-150 Lightning 2022-2023, and F-250/F-350 Super Duty, 2017-2023, F-450/F-550, 2017-2023, F600, 2018-2023, White Powder-Coated Steel Housing (Will work with Magnetic Mount Lights)	\$478.00
QFRAM2	Ram 1500 Classic, 2019-2021 and RAM 2500/3500, 2022, Black Powder-Coated Aluminum Housing (Not for Use with Magnetic Mount Lights)	\$478.00
QFRAM2W	Ram 1500 Classic, 2019-2021 and RAM 2500/3500, 2022, White Powder-Coated Aluminum Housing (Not for Use with Magnetic Mount Lights)	\$478.00
QFRAM2S	Ram 1500 Classic, 2019-2021 and RAM 2500/3500, 2022, Black Powder-Coated Steel Housing (Will work with Magnetic Mount Lights)	\$478.00
QFRAM2SW	Ram 1500 Classic, 2019-2021 and RAM 2500/3500, 2022, White Powder-Coated Steel Housing (Will work with Magnetic Mount Lights)	\$478.00

## Inner Edge® FST™ Series

Low-Profile Interior Lightbars, Includes Proclera® Silicone Optic Technology and Mounting Hardware.

### Inner Edge® FST™ WeCanX®

SOLO™, DUO™ and TRIO™, Low-Profile Series Lightbars, Upper Front Series with Proclera® Silicone Optics, and Mounting Kit.

(Additional Charge for DUO™ and TRIO™ Lighthead). WeCanX® Control Point Purchased Separately When not used with CenCom Core®.

BSFW495	Chevy Silverado 1500, 2019-2023, Chevy Silverado 2500/3500 HD, 2023-2024, Five Lamps, SOLO™ or DUO™, Upper Front Passenger Side Unit Only, with One LED Flashing/Take-Down	\$856.00
BSFW495T	Chevy Silverado 1500, 2019-2023, Chevy Silverado 2500/3500 HD, 2023-2024, Five Lamps, TRIO™, Upper Front Passenger Side Unit Only, with One LED Flashing/Take-Down	\$856.00
BSFW496	Chevy Silverado 1500, 2019-2023, Six Lamps, SOLO™ or DUO™, Upper Front Passenger Side Unit Only (No Take-Down)	\$856.00
BSFW496T	Chevy Silverado 1500, 2019-2023, Chevy Silverado 2500/3500 HD, 2023-2024, Six Lamps, TRIO™, Upper Front Passenger Side Unit Only (No Take-Down)	\$856.00
BSFW49Z	Chevy Silverado 1500, 2019-2023, Chevy Silverado 2500/3500 HD, 2023-2024, Ten Lamps, SOLO™ or DUO™, Upper Front Two Piece Unit, Individual Driver and Passenger Side Units, with Two LED Flashing/Take-Downs	\$1,392.00
BSFW49ZT	Chevy Silverado 1500, 2019-2023, Chevy Silverado 2500/3500 HD, 2023-2024, Ten Lamps, TRIO™, Upper Front Two Piece Unit, Individual Driver and Passenger Side Units, with Two LED Flashing/Take-Downs	\$1,392.00



No. PL24.0UA

\*\* NCNR (special-order, non-cancellable, non-returnable, check availability).  
See "Made-To-Order" Statement on Table of Contents Page of this Price List.

# AMBER LIST PRICE

EFFECTIVE: DECEMBER 14, 2023 | VOID: DECEMBER 18, 2024

MODEL	DESCRIPTION	LIST
BSFW49X	Chevy Silverado 1500, 2019-2023, Chevy Silverado 2500/3500 HD, 2023-2024, Twelve Lamps, SOLO™ or DUO™, Upper Front Two Piece Unit, Individual Driver and Passenger Side Units (No Take-Downs)	\$1,392.00
BSFW49XT	Chevy Silverado 1500, 2019-2023, Chevy Silverado 2500/3500 HD, 2023-2024, Twelve Lamps, TRIO™, Upper Front Two Piece Unit, Individual Driver and Passenger Side Units (No Take-Downs)	\$1,392.00
BSFW514	Ram 1500, 2019-2021, Four Lamps, SOLO™ or DUO™, Upper Front Passenger Side Unit Only, with One LED Flashing/Take-Down	\$821.00
BSFW514T	Ram 1500, 2019-2021, Four Lamps, TRIO™, Upper Front Passenger Side Unit Only, with One LED Flashing/Take-Down	\$821.00
BSFW515	Ram 1500, 2019-2021, Five Lamps, SOLO™ or DUO™, Upper Front Passenger Side Unit Only (No Take-Down)	\$821.00
BSFW515T	Ram 1500, 2019-2021, Five Lamps, TRIO™, Upper Front Passenger Side Unit Only (No Take-Down)	\$821.00
BSFW518	Ram 1500, 2019-2021, Eight Lamps, SOLO™ or DUO™, Upper Front Two Piece Unit, Individual Driver and Passenger Side Units, with Two LED Flashing/Take-Downs	\$1,355.00
BSFW518T	Ram 1500, 2019-2021, Eight Lamps, TRIO™, Upper Front Two Piece Unit, Individual Driver and Passenger Side Units, with Two LED Flashing/Take-Downs	\$1,355.00
BSFW51Z	Ram 1500, 2019-2021, Ten Lamps, SOLO™ or DUO™, Upper Front Two Piece Unit, Individual Driver and Passenger Side Units (No Take-Downs)	\$1,355.00
BSFW51ZT	Ram 1500, 2019-2021, Ten Lamps, TRIO™, Upper Front Two Piece Unit, Individual Driver and Passenger Side Units (No Take-Downs)	\$1,355.00
BSFW425	Ram 1500, 2018 and Ram 1500 Classic, 2019-2021, Five Lamps, SOLO™ or DUO™, Upper Front Passenger Side Unit Only, with One LED Flashing/Take-Down	\$856.00
BSFW425T	Ram 1500, 2018 and Ram 1500 Classic, 2019-2021, Five Lamps, TRIO™, Upper Front Passenger Side Unit Only, with One LED Flashing/Take-Down	\$856.00
BSFW426	Ram 1500, 2018 and Ram 1500 Classic, 2019-2021, Six Lamps, SOLO™ or DUO™, Upper Front Passenger Side Unit Only (No Take-Down)	\$856.00
BSFW426T	Ram 1500, 2018 and Ram 1500 Classic, 2019-2021, Six Lamps, TRIO™, Upper Front Passenger Side Unit Only (No Take-Down)	\$856.00
BSFW42Z	Ram 1500, 2018 and Ram 1500 Classic, 2019-2021, Ten Lamps, SOLO™ or DUO™, Upper Front Two Piece Unit, Individual Driver and Passenger Side Units, with Two LED Flashing/Take-Downs	\$1,392.00
BSFW42ZT	Ram 1500, 2018 and Ram 1500 Classic, 2019-2021, Ten Lamps, TRIO™, Upper Front Two Piece Unit, Individual Driver and Passenger Side Units, with Two LED Flashing/Take-Downs	\$1,392.00
BSFW42X	Ram 1500, 2018 and Ram 1500 Classic, 2019-2021, Twelve Lamps, SOLO™ or DUO™, Upper Front Two Piece Unit, Individual Driver and Passenger Side Units (No Take-Downs)	\$1,392.00
BSFW42XT	Ram 1500, 2018 and Ram 1500 Classic, 2019-2021, Twelve Lamps, TRIO™, Upper Front Two Piece Unit, Individual Driver and Passenger Side Units (No Take-Downs)	\$1,392.00
BSFW474	Ford F-150, 2017-2023, Ford F-150 Lightning 2022-2023, F-250/F-350, 2017-2023, F-450/F-550, 2017-2023, F600, 2018-2023, Four Lamps, SOLO™ or DUO™, Upper Front Passenger Side Unit Only, with One LED Flashing/Take-Down	\$821.00
BSFW474T	Ford F-150, 2017-2023, Ford F-150 Lightning 2022-2023, F-250/F-350, 2017-2023, F-450/F-550, 2017-2023, F600, 2018-2023, Four Lamps, TRIO™, Upper Front Passenger Side Unit Only, with One LED Flashing/Take-Down	\$821.00
BSFW475	Ford F-150, 2017-2023, Ford F-150 Lightning 2022-2023, F-250/F-350, 2017-2023, F-450/F-550, 2017-2023, F600, 2018-2023, Five Lamps, SOLO™ or DUO™, Upper Front Passenger Side Unit Only (No Take-Down)	\$821.00
BSFW475T	Ford F-150, 2017-2023, Ford F-150 Lightning 2022-2023, F-250/F-350, 2017-2023, F-450/F-550, 2017-2023, F600, 2018-2023, Five Lamps, TRIO™, Upper Front Passenger Side Unit Only (No Take-Down)	\$821.00
BSFW478	Ford F-150, 2017-2023, Ford F-150 Lightning 2022-2023, F-250/F-350, 2017-2023, F-450/F-550, 2017-2023, F600, 2018-2023, Eight Lamps, SOLO™ or DUO™, Upper Front Two Piece Unit, Individual Driver and Passenger Side Units, with Two LED Flashing/Take-Downs (Ten Lights Total)	\$1,355.00
BSFW478T	Ford F-150, 2017-2023, Ford F-150 Lightning 2022-2023, F-250/F-350, 2017-2023, F-450/F-550, 2017-2023, F600, 2018-2023, Eight Lamps, TRIO™, Upper Front Two Piece Unit, Individual Driver and Passenger Side Units, with Two LED Flashing/Take-Downs (Ten Lights Total)	\$1,355.00
BSFW47Z	Ford F-150, 2017-2023, Ford F-150 Lightning 2022-2023, F-250/F-350, 2017-2023, F-450/F-550, 2017-2023, F600, 2018-2023, Ten Lamps, SOLO™ or DUO™, Upper Front Two Piece Unit, Individual Driver and Passenger Side Units (No Take-Downs) (Ten Lights Total)	\$1,355.00

All models are 12 Volt D.C. only unless otherwise noted above. For other voltages contact factory. \* Replace symbol in model number with letter indicating lens color or LED color desired: A=Amber; B=Blue; C=Clear/White; R=Red; G=Green; I=Replace symbol in model number with letter indicating SPLIT lens or LED color desired: D=Red/Clear or White; E=Blue/Clear or White; F=Amber/Clear or White; H=Green/Clear or White; J=Red/Blue; K=Red/Amber; L=Red/Green; M=Blue/Amber | † To be discontinued, check availability \*\* NCNR Special order, check availability, non-cancellable, non-returnable † Indicate length desired: 5 foot, 6 foot, 7 foot or 8 foot ‡ Indicates Lower Price

⚠ WARNING: This product may contain chemicals known to the State of California to cause cancer and birth defects or other reproductive harm. For more information, visit whelen.com/regulatory.



No. PL24.0UA

\*\* NCNR (special-order, non-cancellable, non-returnable, check availability).  
See "Made-To-Order" Statement on Table of Contents Page of this Price List.

# AMBER LIST PRICE

EFFECTIVE: DECEMBER 14, 2023 | VOID: DECEMBER 18, 2024

MODEL	DESCRIPTION	LIST
BSFW47ZT	Ford F-150, 2017-2023, Ford F-150 Lightning 2022-2023, F-250/F-350, 2017-2023, F-450/F-550, 2017-2023, F600, 2018-2023, Ten Lamps, TRIO™, Upper Front Two Piece Unit, Individual Driver and Passenger Side Units (No Take-Downs) (Ten Lights Total)	\$1,355.00
ISS*	One SOLO™ Lighthouse for FST™ and RST™ Series, No Charge When Ordered with Inner Edge®	
ISD#	One DUO™ Lighthouse for FST™ and RST™, For WeCanX® and WeCan® Series Only, Price Available When Ordered with Inner Edge®	\$61.00
ISTRBA	One TRIO™ Lighthouse, Red/Blue/Amber, For WeCanX® and WeCan® Series Only, Price Available When Ordered with Inner Edge®	\$120.00
ISTRCA	One TRIO™ Lighthouse, Red/White/Amber, For WeCanX® and WeCan® Series Only, Price Available When Ordered with Inner Edge®	\$120.00
ISTBCA	One TRIO™ Lighthouse, Blue/White/Amber, For WeCanX® and WeCan® Series Only, Price Available When Ordered with Inner Edge®	\$120.00
ISTRBC	One TRIO™ Lighthouse, Red/Blue/White, For WeCanX® and WeCan® Series Only, Price Available When Ordered with Inner Edge®	\$120.00
CCP	Core™ Control Point for use with WeCanX® Devices when NOT using CenCom Core®	\$222.00

## Inner Edge® FST™ WeCan®

SOLO™, DUO™ and TRIO™, Low-Profile Series Lightbars, Upper Front Series with Proclera® Silicone Optics, Low Power, Scan-Lock™ Flash Patterns and Mounting Kit.  
(Additional Charge for DUO™ and TRIO™ Lighthouses) WeCan® Control Point, Purchased Separately.

ISFW495	Chevy Silverado 1500, 2019-2023, Chevy Silverado 2500/3500 HD, 2023-2024, Five Lamps, Upper Front Passenger Side Unit Only, with One LED Flashing/Take-Down	\$856.00
ISFW496	Chevy Silverado 1500, 2019-2023, Chevy Silverado 2500/3500 HD, 2023-2024, Six Lamps, Upper Front Passenger Side Unit Only (No Take-Down)	\$856.00
ISFW49Z	Chevy Silverado 1500, 2019-2023, Chevy Silverado 2500/3500 HD, 2023-2024, Ten Lamps, Upper Front Two Piece Unit, Individual Driver and Passenger Side Units, with Two LED Flashing/Take-Downs	\$1,392.00
ISFW49X	Chevy Silverado 1500, 2019-2023, Chevy Silverado 2500/3500 HD, 2023-2024, Twelve Lamps, Upper Front Two Piece Unit, Individual Driver and Passenger Side Units (No Take-Downs)	\$1,392.00
ISFW514	Ram 1500, 2019-2021, Four Lamps, Upper Front Passenger Side Unit Only, with One LED Flashing/Take-Down	\$821.00
ISFW515	Ram 1500, 2019-2021, Five Lamps, Upper Front Passenger Side Unit Only (No Take-Down)	\$821.00
ISFW518	Ram 1500, 2019-2021, Eight Lamps, Upper Front Two Piece Unit, Individual Driver and Passenger Side Units, with Two LED Flashing/Take-Downs (Ten Lights Total)	\$1,355.00
ISFW51Z	Ram 1500, 2019-2021, Ten Lamps, Upper Front Two Piece Unit, Individual Driver and Passenger Side Units (No Take-Downs) (Ten Lights Total)	\$1,355.00
ISFW425	Ram 1500, 2018 and Ram 1500 Classic, 2019-2021, Five Lamps, Upper Front Passenger Side Unit Only, with One LED Flashing/Take-Down	\$856.00
ISFW426	Ram 1500, 2018 and Ram 1500 Classic, 2019-2021, Six Lamps, Upper Front Passenger Side Unit Only (No Take-Down)	\$856.00
ISFW42Z	Ram 1500, 2018 and Ram 1500 Classic, 2019-2021, Ten Lamps, Upper Front Two Piece Unit, Individual Driver and Passenger Side Units, with Two LED Flashing/Take-Downs	\$1,392.00
ISFW42X	Ram 1500, 2018 and Ram 1500 Classic, 2019-2021, Twelve Lamps, Upper Front Two Piece Unit, Individual Driver and Passenger Side Units (No Take-Downs)	\$1,392.00
ISFW474	Ford F-150, 2017-2023, Ford F-150 Lightning 2022-2023, F-250/F-350, 2017-2023, F-450/F-550, 2017-2023, F600, 2018-2023, Four Lamps, Upper Front Passenger Side Unit Only, with One LED Flashing/Take-Down	\$821.00
ISFW475	Ford F-150, 2017-2023, Ford F-150 Lightning 2022-2023, F-250/F-350, 2017-2023, F-450/F-550, 2017-2023, F600, 2018-2023, Five Lamps, Upper Front Passenger Side Unit Only (No Take-Down)	\$821.00
ISFW478	Ford F-150, 2017-2023, Ford F-150 Lightning 2022-2023, F-250/F-350, 2017-2023, F-450/F-550, 2017-2023, F600, 2018-2023, Eight Lamps, Upper Front Two Piece Unit, Individual Driver and Passenger Side Units, with Two LED Flashing/Take-Downs (Ten Lights Total)	\$1,355.00
ISFW47Z	Ford F-150, 2017-2023, Ford F-150 Lightning 2022-2023, F-250/F-350, 2017-2023, F-450/F-550, 2017-2023, F600, 2018-2023, Ten Lamps, Upper Front Two Piece Unit, Individual Driver and Passenger Side Units (No Take-Downs) (Ten Lights Total)	\$1,355.00
ISS*	One SOLO™ Lighthouse for FST™ and RST™ Series, No Charge When Ordered with Inner Edge®	
WCCP	WeCan® Control Point	\$222.00



No. PL24.0UA

\*\* NCNR (special-order, non-cancellable, non-returnable, check availability).  
See "Made-To-Order" Statement on Table of Contents Page of this Price List.

# AMBER LIST PRICE

EFFECTIVE: DECEMBER 14, 2023 | VOID: DECEMBER 18, 2024

MODEL	DESCRIPTION	LIST
<b>Inner Edge® FST™ Low Current Switching</b>		
<i>SOLO™, Low-Profile Series Lightbars, Upper Front Series with Proclera® Silicone Optics, Low Power, Scan-Lock™ Flash Patterns and Mounting Kit.</i>		
ISFL495	Chevy Silverado 1500, 2019-2023, Chevy Silverado 2500/3500 HD, 2023-2024, Five Lamps, Upper Front Passenger Side Unit Only, with One LED Flashing/Take-Down	\$735.00
ISFL496	Chevy Silverado 1500, 2019-2023, Chevy Silverado 2500/3500 HD, 2023-2024, Six Lamps, Upper Front Passenger Side Unit Only (No Take-Down)	\$735.00
ISFL49Z	Chevy Silverado 1500, 2019-2023, Chevy Silverado 2500/3500 HD, 2023-2024, Ten Lamps, Upper Front Two Piece Unit, Individual Driver and Passenger Side Units, with Two LED Flashing/Take-Downs	\$1,269.00
ISFL49X	Chevy Silverado 1500, 2019-2023, Chevy Silverado 2500/3500 HD, 2023-2024, Twelve Lamps, Upper Front Two Piece Unit, Individual Driver and Passenger Side Units (No Take-Downs)	\$1,269.00
ISFL514	Ram 1500, 2019-2021, Four Lamps, Upper Front Passenger Side Unit Only, with One LED Flashing/Take-Down	\$698.00
ISFL515	Ram 1500, 2019-2021, Five Lamps, Upper Front Passenger Side Unit Only (No Take-Down)	\$698.00
ISFL518	Ram 1500, 2019-2021, Eight Lamps, Upper Front Two Piece Unit, Individual Driver and Passenger Side Units, with Two LED Flashing/Take-Downs (Ten Lights Total)	\$1,195.00
ISFL51Z	Ram 1500, 2019-2021, Ten Lamps, Upper Front Two Piece Unit, Individual Driver and Passenger Side Units (No Take-Downs) (Ten Lights Total)	\$1,195.00
ISFL425	Ram 1500, 2018 and Ram 1500 Classic, 2019-2021, Five Lamps, Upper Front Passenger Side Unit Only, with One LED Flashing/Take-Down	\$735.00
ISFL426	Ram 1500, 2018 and Ram 1500 Classic, 2019-2021, Six Lamps, Upper Front Passenger Side Unit Only (No Take-Down)	\$735.00
ISFL42Z	Ram 1500, 2018 and Ram 1500 Classic, 2019-2021, Ten Lamps, Upper Front Two Piece Unit, Individual Driver and Passenger Side Units, with Two LED Flashing/Take-Downs	\$1,269.00
ISFL42X	Ram 1500, 2018 and Ram 1500 Classic, 2019-2021, Twelve Lamps, Upper Front Two Piece Unit, Individual Driver and Passenger Side Units (No Take-Downs)	\$1,269.00
ISFL474	Ford F-150, 2017-2023, Ford F-150 Lightning 2022-2023, F-250/F-350, 2017-2023, F-450/F-550, 2017-2023, F600, 2018-2023, Four Lamps, Upper Front Passenger Side Unit Only, with One LED Flashing/Take-Down	\$698.00
ISFL475	Ford F-150, 2017-2023, Ford F-150 Lightning 2022-2023, F-250/F-350, 2017-2023, F-450/F-550, 2017-2023, F600, 2018-2023, Five Lamps, Upper Front Passenger Side Unit Only (No Take-Down)	\$698.00
ISFL478	Ford F-150, 2017-2023, Ford F-150 Lightning 2022-2023, F-250/F-350, 2017-2023, F-450/F-550, 2017-2023, F600, 2018-2023, Eight Lamps, Upper Front Two Piece Unit, Individual Driver and Passenger Side Units, with Two LED Flashing/Take-Downs (Ten Lights Total)	\$1,195.00
ISFL47Z	Ford F-150, 2017-2023, Ford F-150 Lightning 2022-2023, F-250/F-350, 2017-2023, F-450/F-550, 2017-2023, F600, 2018-2023, Ten Lamps, Upper Front Two Piece Unit, Individual Driver and Passenger Side Units (No Take-Downs) (Ten Lights Total)	\$1,195.00
ISS*	One SOLO™ Lighthouse for FST™ and RST™ Series, No Charge When Ordered with Inner Edge®	

## Inner Edge® XLP, Extra Low-Profile Series Lightbars

*Interior Lightbar, Include Super-LED® Lighthouses and Mounting Hardware.*

### Inner Edge® XLP WeCanX®

*DUO+™, Extra Low-Profile Series Lightbars, 6-LED Upper Front Series, Low Power, Scan-Lock™ Flash Patterns and Mounting Kit.*

*WeCanX® Control Point Purchased Separately When not used with CenCom Core®.*

BW49UF6P	Chevy Silverado 1500, 2019-2023, Chevy Silverado 2500/3500 HD, 2023-2024, Six 6-LED DUO™ Lamps, Upper Front Passenger Side Unit Only	\$1,235.00
BW49UFX	Chevy Silverado 1500, 2019-2023, Chevy Silverado 2500/3500 HD, 2023-2024, Twelve 6-LED DUO™ Lamps, Upper Front Unit, Two Piece, Individual Driver and Passenger Side Units	\$2,209.00
BW42UF6P	Ram, 2011-2018 and Ram 1500 Classic, 2019-2021, Six 6-LED DUO™ Lamps, Upper Front Passenger Side Unit Only	\$1,235.00
BW42UFX	Ram, 2011-2018 and Ram 1500 Classic, 2019-2021, Twelve 6-LED DUO™ Lamps, Upper Front Two Piece Unit, Individual Driver and Passenger Side Units	\$2,209.00
BW47UF6P	Ford F-150, 2015-2023, Ford F-150 Lightning 2022-2023, Ford F-250/F-350, 2017-2023, F-450/F-550, 2017-2023, F600, 2018-2023, Six 6-LED DUO™ Lamps, Upper Front Passenger Side Unit Only	\$1,235.00
BW47UFX	Ford F-150, 2015-2023, Ford F-150 Lightning 2022-2023, Ford F-250/F-350, 2017-2023, F-450/F-550, 2017-2023, F600, 2018-2023, Twelve 6-LED DUO™ Lamps, Upper Front Two Piece Unit, Individual Driver and Passenger Side Units	\$2,209.00
BWD#	Extra Low-Profile 6-LED DUO™ Lamps, Amber/White, Driver Side, No Charge When Ordered with Extra Low-Profile DUO™ Inner Edge	

All models are 12 Volt D.C. only unless otherwise noted above. For other voltages contact factory. \* Replace symbol in model number with letter indicating lens color or LED color desired: A=Amber, B=Blue, C=Clear/White, R=Red, G=Green | # Replace symbol in model number with letter indicating SPLIT lens or LED color desired: D=Red/Clear or White, E=Blue/Clear or White, F=Amber/Clear or White, H=Green/Clear or White, J=Red/Blue, K=Red/Amber, L=Red/Green, M=Blue/Amber | † To be discontinued, check availability \*\* NCNR Special order, check availability, non-cancellable, non-returnable † Indicate length desired: 5 foot, 6 foot, 7 foot or 8 foot \$ Indicates Lower Price

⚠ WARNING: This product may contain chemicals known to the State of California to cause cancer and birth defects or other reproductive harm. For more information, visit whelen.com/regulatory.



No. PL24.0UA

\*\* NCNR (special-order, non-cancellable, non-returnable, check availability). See "Made-To-Order" Statement on Table of Contents Page of this Price List.

# AMBER LIST PRICE

EFFECTIVE: DECEMBER 14, 2023 | VOID: DECEMBER 18, 2024

MODEL	DESCRIPTION	LIST
BWP#	Extra Low-Profile 6-LED DUO™ Lamps, Amber/White, Passenger Side, No Charge When Ordered with Extra Low-Profile DUO™ Inner Edge	
CCP	Core™ Control Point for use with WeCanX® Devices	\$222.00

## Inner Edge® XLP WeCan®

DUO+™, Extra Low-Profile Series Lightbars, 6-LED Upper Front Series, Low Power, Scan-Lock™ Flash Patterns and Mounting Kit.

Replace § with Number of DUO+™ Color LEDs Required, White is the Default Second Color. Order of colors is Red/White, Blue/White or Amber/White.

WeCan® Control Point, Purchased Separately.

IW49UF6P	Chevy Silverado 1500, 2019-2023, Chevy Silverado 2500/3500 HD, 2023-2024, Six 6-LED DUO™ Lamps, Upper Front Passenger Side Unit Only	\$1,235.00
IW49UFX	Chevy Silverado 1500, 2019-2023, Chevy Silverado 2500/3500 HD, 2023-2024, Twelve 6-LED DUO™ Lamps, Upper Front Unit, Two Piece, Individual Driver and Passenger Side Units	\$2,209.00
IW51UF6P	Ram 1500, 2019-2021, Six 6-LED DUO™ Lamps, Upper Front Passenger Side Unit Only	\$1,235.00
IW51UFX	Ram 1500, 2019-2021, Twelve 6-LED DUO™ Lamps, Upper Front Two Piece Unit, Individual Driver and Passenger Side Units	\$2,209.00
IW42UF6P	Ram, 2011-2018 and Ram 1500 Classic, 2019-2021, Six 6-LED DUO™ Lamps, Upper Front Passenger Side Unit Only	\$1,235.00
IW42UFX	Ram, 2011-2018 and Ram 1500 Classic, 2019-2021, Twelve 6-LED DUO™ Lamps, Upper Front Two Piece Unit, Individual Driver and Passenger Side Units	\$2,209.00
IW47UF6P	Ford F-150, 2015-2023, Ford F-150 Lightning 2022-2023, Ford F-250/F-350, 2017-2023, F-450/F-550, 2017-2023, F600, 2018-2023, Six 6-LED DUO™ Lamps, Upper Front Passenger Side Unit Only	\$1,235.00
IW47UFX	Ford F-150, 2015-2023, Ford F-150 Lightning 2022-2023, Ford F-250/F-350, 2017-2023, F-450/F-550, 2017-2023, F600, 2018-2023, Twelve 6-LED DUO™ Lamps, Upper Front Two Piece Unit, Individual Driver and Passenger Side Units	\$2,209.00
IWD\$\$\$00	Extra Low-Profile 6-LED DUO™ Lamps, Replace § with Number of Each DUO™ Color lighthouse, No Charge When Ordered with Extra Low-Profile DUO™ Inner Edge, Order of Colors is Amber/White, Driver Side	
IWP\$\$\$00	Extra Low-Profile 6-LED DUO™ Lamps, Replace § with Number of Each DUO™ Color lighthouse, No Charge When Ordered with Extra Low-Profile DUO™ Inner Edge, Order of Colors is Amber/White, Passenger Side	
WCCP	WeCan® Control Point	\$222.00

## Inner Edge® XLP

Extra Low-Profile Series Lightbars, 3-LED Upper Front Series, Low Current Switching, Includes Removable Lens for a Spot Pattern

Low Power, Scan-Lock™ Flash Patterns and Mounting Kit. Replace # with Number of Color LEDs Required. Order of colors is Amber, Blue, Red or White.

IX49UF5P	Chevy Silverado 1500, 2019-2023, Chevy Silverado 2500/3500 HD, 2023-2024, Five 3-LED Lamps, Upper Front Passenger Side Unit Only, with One LED Flashing/Take-Down	\$749.00
IX49UF6P	Chevy Silverado 1500, 2019-2023, Chevy Silverado 2500/3500 HD, 2023-2024, Six 3-LED Lamps, Upper Front Passenger Side Unit Only (No Take-Down)	\$749.00
IX49UFZ	Chevy Silverado 1500, 2019-2023, Chevy Silverado 2500/3500 HD, 2023-2024, Ten 3-LED Lamps, Upper Front Unit, Two Piece, Individual Driver and Passenger Side Units, with Two LED Flashing/Take-Downs	\$1,295.00
IX49UFX	Chevy Silverado 1500, 2019-2023, Chevy Silverado 2500/3500 HD, 2023-2024, Twelve 3-LED Lamps, Upper Front Unit, Two Piece, Individual Driver and Passenger Side Units, (No Take-Downs)	\$1,295.00
IX51UF5P	Ram 1500, 2019-2021, Five 3-LED Lamps, Upper Front Passenger Side Unit Only, with One LED Flashing/Take-Down	\$749.00
IX51UF6P	Ram 1500, 2019-2021, Six 3-LED Lamps, Upper Front Passenger Side Unit Only (No Take-Down)	\$749.00
IX51UFZ	Ram 1500, 2019-2021, Ten 3-LED Lamps, Upper Front Two Piece Unit, Individual Driver and Passenger Side Units, with Two LED Flashing/Take-Downs	\$1,295.00
IX51UFX	Ram 1500, 2019-2021, Twelve 3-LED Lamps, Upper Front Two Piece Unit, Individual Driver and Passenger Side Units (No Take-Downs)	\$1,295.00
IX42UF5P	Ram 1500, 2011-2018 and Ram 1500 Classic, 2019-2021, Five 3-LED Lamps, Upper Front Passenger Side Unit Only, with One LED Flashing/Take-Down	\$749.00
IX42UF6P	Ram 1500, 2011-2018 and Ram 1500 Classic, 2019-2021, Six 3-LED Lamps, Upper Front Passenger Side Unit Only (No Take-Down)	\$749.00
IX42UFZ	Ram 1500, 2011-2018 and Ram 1500 Classic, 2019-2021, Ten 3-LED Lamps, Upper Front Two Piece Unit, Individual Driver and Passenger Side Units, with Two LED Flashing/Take-Downs	\$1,295.00
IX42UFX	Ram 1500, 2011-2018 and Ram 1500 Classic, 2019-2021, Twelve 3-LED Lamps, Upper Front Two Piece Unit, Individual Driver and Passenger Side Units (No Take-Downs)	\$1,295.00
IX47UF5P	Ford F-150, 2015-2023, Ford F-150 Lightning 2022-2023, Ford F-250/F-350, 2017-2023, F-450/F-550, 2017-2023, F600, 2018-2023, Five 3-LED Lamps, Upper Front Passenger Side Unit Only, with One LED Flashing/Take-Down	\$749.00
IX47UF6P	Ford F-150, 2015-2023, Ford F-150 Lightning 2022-2023, Ford F-250/F-350, 2017-2023, F-450/F-550, 2017-2023, F600, 2018-2023, Six 3-LED Lamps, Upper Front Passenger Side Unit Only (No Take-Down)	\$749.00



No. PL24.0UA

\*\* NCNR (special-order, non-cancellable, non-returnable, check availability).  
See "Made-To-Order" Statement on Table of Contents Page of this Price List.

# AMBER LIST PRICE

EFFECTIVE: DECEMBER 14, 2023 | VOID: DECEMBER 18, 2024

MODEL	DESCRIPTION	LIST
IX47UFZ	Ford F-150, 2015-2023, Ford F-150 Lightning 2022-2023, Ford F-250/F-350, 2017-2023, F-450/F-550, 2017-2023, F600, 2018-2023, Ten 3-LED Lamps, Upper Front Two Piece Unit, Individual Driver and Passenger Side Units, with Two LED Flashing/Take-Downs	\$1,295.00
IX47UFX	Ford F-150, 2015-2023, Ford F-150 Lightning 2022-2023, Ford F-250/F-350, 2017-2023, F-450/F-550, 2017-2023, F600, 2018-2023, Twelve 3-LED Lamps, Upper Front Two Piece Unit, Individual Driver and Passenger Side Units (No Take-Downs)	\$1,295.00
IXD\$\$\$\$0	Extra Low-Profile 3-LED Lamps. Replace \$ with Number of each Color of LED Lighthouse, No Charge When Ordered with Extra Low-Profile Inner Edge®, Driver Side	
IXP\$\$\$\$0	Extra Low-Profile 3-LED Lamps. Replace \$ with Number of each Color of LED Lighthouse, No Charge When Ordered with Extra Low-Profile Inner Edge®, Passenger Side	

## Inner Edge® RST™ Series

### Inner Edge® RST™ WeCanX® Series for Trucks

Rear Facing Super-LED® Lightbars with Proclera® Silicone Optics, Eight, Ten or Twelve Lamp Arrays in SOLO™, DUO™ or TRIO™ Technology.

(Additional charge for DUO™ and TRIO™ Lighthoods) (Not for Use with Sliding Rear Windows).

WeCanX® Control Point Purchased Separately When not used with CenCom Core®.

BSRW8	8 Lamp Tray, WeCanX®, Choose 8 SOLO™ or DUO™ Lighthoods and Vehicle Specific Mount, ISR Mounting Only	\$1,371.00
BSRW10	10 Lamp Tray, WeCanX®, Choose 10 SOLO™ or DUO™ Lighthoods and Vehicle Specific Mount, ISR Mounting Only	\$1,495.00
BSRW12	12 Lamp Tray, WeCanX®, Choose 12 SOLO™ or DUO™ Lighthoods and Vehicle Specific Mount, ISR Mounting Only	\$1,746.00
BSRW12T	12 Lamp Tray, WeCanX®, Choose 12 TRIO™ Lighthoods and Vehicle Specific Mount, ISR Mounting Only	\$1,746.00
ISS*	One SOLO™ Lighthouse for FST™ and RST™ Series, No Charge When Ordered with Inner Edge®	
ISD#	One DUO™ Lighthouse for FST™ and RST™, For WeCanX® and WeCan® Series Only, Price Available When Ordered with Inner Edge®	
ISR47	F-150, 2015-2021, F150 Lightning 2022, and F-250/350 2017-2023, F-450/F-550, 2017-2023, F600, 2018-2023, Mounting Kit for use with BSRW*, ISRL* or ISRW* Lamp Trays (Not for Use with Sliding Rear Windows), No Charge When Ordered with Inner Edge®	
CCP	Core™ Control Point for use with WeCanX® Devices when NOT using CenCom Core®	\$222.00

### Inner Edge® RST™ Series for Trucks

Rear Facing Super-LED® Lightbars with Proclera® Silicone Optics, Eight, Ten or Twelve Lamp Arrays in SOLO™, DUO™ or TRIO™ Technology.

(Additional charge for DUO™ and TRIO™ Lighthoods) (Not for Use with Sliding Rear Windows)

ISRL10	10 Lamp Tray, Low Current, Choose 10 SOLO™ Lighthoods and Vehicle Specific Mount, ISR Mounting Only	\$1,373.00
ISRL12	12 Lamp Tray, Low Current, Choose 12 SOLO™ Lighthoods and Vehicle Specific Mount, ISR Mounting Only	\$1,623.00
ISS*	One SOLO™ Lighthouse for FST™ and RST™ Series, No Charge When Ordered with Inner Edge®	
ISR47	F-150, 2015-2023 and F-250/350 2017-2023, F-450/F-550, 2017-2023, F600, 2018-2023, Mounting Kit for use with BSRW*, ISRL* or ISRW* Lamp Trays (Not for Use with Sliding Rear Windows), No Charge When Ordered with Inner Edge®	
WCCP	WeCan® Control Point	\$222.00

## Freedom IV® IV DYAD™ Series Lightbars

Clear Outer Domes with Clear Dividers, Multiple Flash Patterns with Passenger Side Cable Exit (for Mounting Options See Optional Mounting Kits)

### Edge® Freedom® IV F4W WeCanX® Series Super-LED® Lightbars

Includes Four Corner Linear-LED® Modules with Independent Control of Each Level of Each Lighthouse. Photocell Included.

WeCanX® Control Point Purchased Separately When not used with CenCom Core®

K4W4****	44.5", 4 Amber and/or White, Single or Two Color Over/Under Modules	\$2,389.00
K4W8****	49.25", 4 Amber and/or White, Single or Two Color Over/Under Modules	\$2,389.00
K4W2****	55", 4 Amber and/or White, Single or Two Color Over/Under Modules	\$2,389.00
K4W0****	60", 4 Amber and/or White, Single or Two Color Over/Under Modules, Freight Surcharges May Apply	\$2,975.00
K4W7****	72", 4 Amber and/or White, Single or Two Color Over/Under Modules, Freight Surcharges May Apply	\$2,975.00

### Edge® Freedom® IV F4W WeCan® Series Super-LED® Lightbars

Includes Four Corner Linear-LED® Modules with Independent Control of Each Level of Each Lighthouse. Photocell Included.

F4W4****	44.5", 4 Amber and/or White, Single or Two Color Over/Under Modules	\$2,389.00
F4W8****	49.25", 4 Amber and/or White, Single or Two Color Over/Under Modules	\$2,389.00
F4W2****	55", 4 Amber and/or White, Single or Two Color Over/Under Modules	\$2,389.00

All models are 12 Volt D.C. only unless otherwise noted above. For other voltages contact factory. \* Replace symbol in model number with letter indicating lens color or LED color desired: A=Amber, B=Blue, C=Clear/White, R=Red, G=Green, I=Red/Blue, S=Split, L=LED color desired: D=Red/Clear or White, E=Blue/Clear or White, F=Amber/Clear or White, H=Green/Clear or White, J=Red/Blue, K=Red/Amber, L=Red/Green, M=Blue/Amber | † To be discontinued, check availability \*\* NCNR Special order, check availability, non-cancellable, non-returnable † Indicate length desired: 5 foot, 6 foot, 7 foot or 8 foot \$ Indicates Lower Price

⚠ WARNING: This product may contain chemicals known to the State of California to cause cancer and birth defects or other reproductive harm. For more information, visit whelen.com/regulatory.





No. PL24.0UA

\*\* NCNR (special-order, non-cancellable, non-returnable, check availability). See "Made-To-Order" Statement on Table of Contents Page of this Price List.

# AMBER LIST PRICE

EFFECTIVE: DECEMBER 14, 2023 | VOID: DECEMBER 18, 2024

MODEL	DESCRIPTION	LIST
F4W0****	60", 4 Amber and/or White, Single or Two Color Over/Under Modules, Freight Surcharges May Apply	\$2,975.00
F4W7****	72", 4 Amber and/or White, Single or Two Color Over/Under Modules, Freight Surcharges May Apply	\$2,975.00

## Edge® Freedom® IV F4X Low Current Series Super-LED® Lightbars

Includes Four Corner Linear-LED® Modules

F4X4****	44.5", 4 Amber and/or White, Single Color Modules	\$2,257.00
F4X8****	49.25", 4 Amber and/or White, Single Color Modules	\$2,257.00
F4X2****	55", 4 Amber and/or White, Single Color Modules	\$2,257.00
F4X0****	60", 4 Amber and/or White, Single Color Modules, Freight Surcharges May Apply	\$2,842.00
F4X7****	72", 4 Amber and/or White, Single Color Modules, Freight Surcharges May Apply	\$2,842.00

## Edge® Freedom® IV Series Options

Not all Options available for all Models. Design your lightbar using WeCad™ Lightbar designer.

F4DL*	One Single Color Long 12 Super-LED® DYAD™ Lighthouse, Amber or White	\$292.00
F4DS*	One Single Color Short 6 Super-LED® DYAD™ Lighthouse, Amber or White	\$206.00
F4DL#	One Two Color Long 12 Super-LED® DYAD™ Lighthouse, Amber and/or White, for K4W and F4W Series Only	\$292.00
F4DS#	One Two Color Short 6 Super-LED® DYAD™ Lighthouse, Amber and/or White, for K4W and F4W Series Only	\$206.00
F4A3	Two 3-LED Super-LED® Alley Lights	\$194.00
F4A6	Two 6-LED Super-LED® Alley Lights	\$276.00
F4WA*	One Single Color Short 6 Super-LED® DYAD™ Lighthouse, Warning for Alley Light Position, Amber or White	\$206.00
F4RWA#	One Single Short 6 Super-LED® Lighthouse, Amber with White Alley light, for K4W and F4W Series Only	\$206.00
F4TL6	Two 6-LED Super-LED® Long Take-Down Lights	\$276.00
F4TS6	Two 6-LED Super-LED® Short Take-Down Lights	\$276.00
CLBV2V	NEW Vehicle to Vehicle Module with Internal Antenna, Mounted Inside WeCanX Lightbars Only	\$363.00
WCCP	WeCan® Control Point	\$222.00
WCC92	WeCan® Controller, Control Lights and Traffic Advisor™ Functions from a Single Keypad. 3 Position Slide Switch and 6 Pre-Programmed Push-Buttons	\$367.00
†† F4DSCBL	Driver Side Cable Exit	\$82.00
FLBULK18	Bulk Package of 18 Freedom® IV's, In Place of Individually Boxed Lightbars - Deduct	\$60.00
PF_#F4#	Pioneer™ Lightbar Mount for Freedom® IV, Refer to Pioneer and Pioneer Plus™ Series Lightbar Mount for Models and Pricing	
F4CF*	Color Filter, Corner Module, Each	\$9.50
F4LF*	Color Filter, Long Module, Each	\$9.50
F4SF*	Color Filter, Short Module, Each	\$9.50
F42END*	Color End Dome for 44" or 55" Lightbar, When Purchased with a Lightbar, Add Each	\$38.00
F42END#	Color End Dome with Clear Alley Window, for 44" or 55" Lightbar, When Purchased with a Lightbar, Add Each	\$38.00
F48END*	Color End Dome for 49", 60", 70", 72", 76", 81", 92" and 98" Lightbar, When Purchased with a Lightbar, Add Each	\$38.00
F48END#	Color End Dome with Clear Alley Window, for 49", 60", 70", 72", 76", 81", 92" and 98" Lightbar, When Purchased with a Lightbar, Add Each	\$38.00
F41CNT*	Color Center Dome for One Light Center Section, When Purchased with a Lightbar, Add Each	\$19.00
F42CNT*	Color Center Dome for Two Light Center Section, When Purchased with a Lightbar, Add Each	\$19.00

## Legacy® SOLO™ Super-LED® Series Lightbars

Diamond Optix™ and Multiple Flash Pattern. Clear outer Lens with Passenger Side Cable Exit. Photocell Included.

For Mounting options, Use MKLP Located in the Optional Mounting Kits

## Legacy® SOLO™ ES WeCanX® Series Lightbars

WeCanX® Control Point Purchased Separately When not used with CenCom Core®.

ES4****	44" Single Color, Red, Blue, Amber and/or White	\$2,293.00
ES8****	48" Single Color, Red, Blue, Amber and/or White	\$2,293.00
ES2****	54" Single Color, Red, Blue, Amber and/or White	\$2,483.00

## Legacy® SOLO™ GS WeCan® Series Lightbars

GS4****	44" Single Color, Amber and/or White	\$2,293.00
GS8****	48" Single Color, Amber and/or White	\$2,293.00
GS2****	54" Single Color, Amber and/or White	\$2,483.00

## Legacy® SOLO™ Series Options

Not all Options available for all Models. Design your lightbar using WeCad™ Lightbar designer.

GSDL*	One Super-LED® Single Color Long Lighthouse, Amber or White	\$144.00
-------	---	----------



No. PL24.0UA

\*\* NCNR (special-order, non-cancellable, non-returnable, check availability). See "Made-To-Order" Statement on Table of Contents Page of this Price List.

# AMBER LIST PRICE

EFFECTIVE: DECEMBER 14, 2023 | VOID: DECEMBER 18, 2024

MODEL	DESCRIPTION	LIST
GSDS*	One Super-LED® Single Color Short Lighthouse, Amber or White	\$98.00
GBTL	Two Long Super-LED® Take-Down Lights	\$287.00
GBTS	Two Short Super-LED® Take-Down Lights	\$162.00
GBA	Two Super-LED® Alley Lights	\$162.00
GSAW*	One Super-LED® Single Color Short Lighthouse for Alley Position Only, Amber or White	\$112.00
GSTL*	One Super-LED® DUO™ Warning/Traffic Advisor™ Long Lighthouse, Warning Available in White	\$246.00
GSTS*	One Super-LED® DUO™ Warning/Traffic Advisor™ Short Lighthouse, Warning Available in White	\$144.00
GSBTAA	Two Super-LED® DUO™ Warning Modules with Brake/Tail/Turn Feature, Two Amber/Red, For ES and GS Series Only	\$735.00
CLBV2V	NEW Vehicle to Vehicle Module with Internal Antenna, Mounted Inside WeCanX Lightbars Only	\$363.00
GBCF*	Color Filter, Corner Module	\$9.50
GBLF*	Color Filter, Long Module	\$9.50
GBSF*	Color Filter, Short Module	\$9.50
WCCP	WeCan® Control Point	\$222.00
WCC92	WeCan® Controller, Control Lights and Traffic Advisor™ Functions from a Single Keypad. 3 Position Slide Switch and 6 Pre-Programmed Push-Buttons	\$367.00

## Legacy® DUO+™ Super-LED® Series Lightbars

Diamond Optix™ and Multiple Flash Patterns. Clear Outer Lens with Passenger Side Cable Exit. Photocell Included

For Mounting Options, Use MKLP Models located in the Optional Mounting Kits.

### Legacy® EB WeCanX® DUO+™ Color Series Super-LED®

Includes Four Extra High Intensity Corner Linear-LED® Modules with Independent Control of the Two Colors of Each Lighthouse.

WeCanX® Control Point Purchased Separately When not used with CenCom Core®.

EB4****	44", 4 Single Color Red, Blue, Amber and/or White	\$2,546.00
EB4####	44", 4 Two Color Red, Blue, Amber and/or White	\$2,546.00
EB8****	48", 4 Single Color Red, Blue, Amber or White	\$2,546.00
EB8####	48", 4 Two Color Red, Blue, Amber and/or White	\$2,546.00
EB2****	54", 4 Single Color Red, Blue, Amber and/or White	\$2,737.00
EB2####	54", 4 Two Color Red, Blue, Amber and/or White	\$2,737.00

### Legacy® GB WeCan® DUO+™ Color Series Super-LED®

Includes Four Extra High Intensity Corner Linear-LED® Modules with Independent Control of the Two Colors of Each Lighthouse.

GB4****	44", 4 Single Color Amber and/or White	\$2,546.00
GB4####	44", 4 Two Color Amber and/or White	\$2,546.00
GB8****	48", 4 Single Color Amber or White	\$2,546.00
GB8####	48", 4 Two Color Amber and/or White	\$2,546.00
GB2****	54", 4 Single Color Amber and/or White	\$2,737.00
GB2####	54", 4 Two Color Amber and/or White	\$2,737.00

### Legacy® DUO+™ Series Options

Not all Options available for all Models. Design your lightbar using WeCad™ Lightbar designer.

GBDL*	One Single Color DUO+™ Amber or White, Long Super-LED® Lighthouse	\$246.00
GBDL#	One Dual Color DUO+™ Amber and/or White, Long Super-LED® Lighthouse	\$246.00
GBDS*	One Single Color DUO+™ Amber or White, Short Super-LED® Lighthouse	\$144.00
GBDS#	One Dual Color DUO+™ Amber and/or White, Short Super-LED® Lighthouse	\$144.00
GBTL	Two Long Super-LED® Take-Down Lights	\$287.00
GBTS	Two Short Super-LED® Take-Down Lights	\$162.00
GBA	Two Super-LED® Alley Lights	\$162.00
GBAW*	One Super-LED® DUO+™ Warning/Warning or Warning/Alley Light, Single Color	\$144.00
GBAW#	One Super-LED® DUO+™ Warning/Warning or Warning/Alley Light, Dual Color	\$144.00
CLBV2V	NEW Vehicle to Vehicle Module with Internal Antenna, Mounted Inside WeCanX Lightbars Only	\$363.00
GBCF*	Color Filter, Corner Module	\$9.50
GBLF*	Color Filter, Long Module	\$9.50
GBSF*	Color Filter, Short Module	\$9.50
WCCP	WeCan® Control Point	\$222.00
WCC92	WeCan® Controller, Control Lights and Traffic Advisor™ Functions from a Single Keypad. 3 Position Slide Switch and 6 Pre-Programmed Push-Buttons	\$367.00

All models are 12 Volt D.C. only unless otherwise noted above. For other voltages contact factory. \* Replace symbol in model number with letter indicating lens color or LED color desired: A=Amber; B=Blue; C=Clear/White; R=Red; G=Green; L=Long Super-LED®; S=Short Super-LED®; # Replace symbol in model number with letter indicating SPLIT lens or LED color desired: D=Red/Clear or White; E=Blue/Clear or White; F=Amber/Clear or White; H=Green/Clear or White; J=Red/Blue; K=Red/Amber; L=Red/Green; M=Blue/Amber; ! To be discontinued, check availability \*\* NCNR Special order, check availability, non-cancellable, non-returnable ! Indicate length desired: 5 foot, 6 foot, 7 foot or 8 foot \$ Indicates Lower Price

WARNING: This product may contain chemicals known to the State of California to cause cancer and birth defects or other reproductive harm. For more information, visit whelen.com/regulatory.

MODEL	DESCRIPTION	LIST
-------	-------------	------

**Liberty™ II Super-LED® Series Lightbars**
Clear Outer Lens with Clear Dividers with Multiple Flash Patterns and Passenger Side Cable Exit. For Mounting Options, Use MKLP Located in the Optional Mounting Kits
**Liberty™ II, SOLO™ BW & BH WeCanX® Series**
Four Single Color Corner Modules, with Independent Control of each Lighthead. Photocell Included.
For use with Single Color Inboard Lighthead Options Only, except for a DUO+™ Rear Traffic Advisor™.
WeCanX® Control Point Purchased Separately When not used with CenCom Core®.

BW4****	44" Single Color, Red, Blue, Amber and/or White	\$2,071.00
BW8****	48" Single Color, Red, Blue, Amber and/or White	\$2,071.00
BW2****	54" Single Color, Red, Blue, Amber and/or White	\$2,071.00
BH8****	48" Single Color, Red, Blue, Amber and/or White, with Center Section for 795H, Strobe or Center LED Warning	\$2,172.00
BH2****	54" Single Color, Red, Blue, Amber and/or White, with Center Section for 795H, Strobe or Center LED Warning	\$2,172.00

**Liberty™ II, SOLO™ IW & IH WeCan® Series**
Four Single Color Corner Modules, with Independent Control of each Lighthead. Photocell Included.
For use with Single Color Inboard Lighthead Options Only, except for a DUO+™ Rear Traffic Advisor™.

IW4****	44" Single Color, Amber and/or White	\$2,071.00
IW8****	48" Single Color, Amber and/or White	\$2,071.00
IW2****	54" Single Color, Amber and/or White	\$2,071.00

**Liberty™ II, SOLO™ IX & IG Low Current Series**
Four Single Color Corner Modules. For use with Single Color Inboard Lighthead Options Only.

IX4****	44" Single Color, Amber and/or White	\$1,940.00
IX8****	48" Single Color, Amber and/or White	\$1,940.00
IX2****	54" Single Color, Amber and/or White	\$1,940.00

**Liberty™ II, SOLO™ Series Options**
Not all Options available for all Models. Design your lightbar using WeCad™ Lightbar designer.

IWDL*	One Single Color Long 6 Super-LED® Lighthead, Amber or White	\$197.00
IWDS*	One Single Color Short 3 Super-LED® Lighthead, Amber or White	\$141.00
IBDL#	One DUO+™ Color Interleaved Long Super-LED® Lighthead, Amber and/or White, For use as a Rear DUO+™ Traffic Advisor™ BW, BH, IW and IH Series Only	\$368.00
IBDS#	One DUO+™ Color Interleaved Short 6 Super-LED® Lighthead, Amber and/or White, For use as a Rear DUO+™ Traffic Advisor™ BW, BH, IW and IH Series Only	\$197.00
IHDC*	One Single Color 6-LED Double Reflector Lighthead, Amber or White, for BH, IG or IH Series Lightbar Only. Rear Center Mount Section Only	\$197.00
IJDC#	One DUO+™ Color Interleaved Double Reflector Lighthead, Amber and/or White, for BH and IH Series Lightbar Only. Rear Center Mount Option Only, for use as a DUO+ Traffic Advisor™	\$368.00
ITSSF2	NEW Two Short SmartFocus™ LED Advanced Placement Take-Down Lights, Programmable Narrow Spot & Flood Beams, for use with WeCanX® Lightbars only	\$391.00
ITLPF2	Two Long ProFocus™ LED Take-Down Lights, Programmable as Floodlights or Spotlights	\$490.00
ITL12	Two Long 12 Super-LED® Take-Down Lights	\$502.00
ITL3	Two Long 3 Super-LED® Take-Down Lights with Proclera® Silicone Optics	\$162.00
ITS3	Two Short 3 Super-LED® Take-Down Lights	\$162.00
IA3	Two 3 Super-LED® Alley Lights, with 15° Horizontal Adjustment	\$162.00
CLBV2V	NEW Vehicle to Vehicle Module with Internal Antenna, Mounted Inside WeCanX Lightbars Only	\$363.00
ICF*	Color Filter, for Corner Module Only	\$9.50
ILF*	Color Filter, Long Module	\$9.50
ISF*	Color Filter, Short Module	\$9.50
IWTACNTL	Traffic Advisor™, Internal and External Harness and TACTL5, Lightheads purchased separately. When Purchased with Lightbar Only (Not for use with WeCanX®)	\$697.00
IWBTTLED	Two LED Brake/Tail/Turn Lights, For WeCanX® and WeCan® Series Only	\$234.00
IXBTTLED	Two LED Brake/Tail/Turn Lights, For IX Series Only	\$260.00
CCP	Core™ Control Point for use with WeCanX® Devices	\$222.00
WCCP	WeCan® Control Point	\$222.00
WCC92	WeCan® Controller, Control Lights and Traffic Advisor™ Functions from a Single Keypad. 3 Position Slide Switch and 6 Pre-Programmed Push-Buttons	\$367.00

**Liberty™ II, DUO+™ IB & IJ WeCanX® Series**
Photocell Included.

IB4****	44" Single Color, Amber or White	\$2,647.00
IB8****	48" Single Color, Amber or White	\$2,647.00

MODEL	DESCRIPTION	LIST
IB2****	54" Single Color, Amber or White	\$2,647.00

**Liberty™ II, DUO+™ Series Options**
Not all Options available for all Models. Design your lightbar using WeCad™ Lightbar designer.

IBDL*	One Single Color Long 12 Super-LED® Lighthouse, Amber or White	\$368.00
IBDL#	One DUO+™ Color Interleaved Long Super-LED® Lighthouse, Amber and/or White	\$368.00
IBDS*	One Single Color Short 6 Super-LED® Lighthouse, Amber or White	\$197.00
IBDS#	One DUO+™ Color Interleaved Short 6 Super-LED® Lighthouse, Amber and/or White	\$197.00
ITSSF2	NEW Two Short SmartFocus™ LED Advanced Placement Take-Down Lights, Programmable Narrow Spot & Flood Beams, for use with WeCanX® Lightbars only	\$391.00
ITLFP2	Two Long ProFocus™ LED Take-Down Lights, Programmable as Floodlights or Spotlights	\$490.00
ITL12	Two Long 12 Super-LED® Take-Down Lights	\$502.00
ITS3	Two Short 3 Super-LED® Take-Down Lights	\$162.00
IA3	Two 3 Super-LED® Alley Lights with 15° Horizontal Adjustment	\$162.00
CLBV2V	NEW Vehicle to Vehicle Module with Internal Antenna, Mounted Inside WeCanX Lightbars Only	\$363.00
ICF*	Color Filter, for Single Color Corner Module Only	\$9.50
ILF*	Color Filter, for Single Color Long Module Only	\$9.50
ISF*	Color Filter, for Single Color Short Module Only	\$9.50
IWBTTLED	Two LED Brake/Tail/Turn Lights, For WeCanX® and WeCan® Series Only	\$234.00
CCP	Core™ Control Point for use with WeCanX® Devices	\$222.00
WCCP	WeCan® Control Point	\$222.00
WCC92	WeCan® Controller, Control Lights and Traffic Advisor™ Functions from a Single Keypad. 3 Position Slide Switch and 6 Pre-Programmed Push-Buttons	\$367.00

**Justice® DUO™ Super-LED® WeCanX® Series Lightbars**
Black Base with Clear Outer Lenses Standard with Multiple Flash Patterns and Passenger Side Cable Exit. (For Mounting Options, See Optional Mounting Kits)
**Justice® DUO™ RX WeCanX® Series Super-LED®**
Includes Four Corner DUO™ Linear-LED® with 12 Super-LED®s Per Module

RX4FFFF	\$ 44", DUO™ Color, Amber/White	\$1,684.00
RX8FFFF	\$ 50.125", DUO™ Color, Amber/White	\$1,712.00
RX2FFFF	\$ 56.25", DUO™ Color, Amber/White	\$1,825.00

**Justice® DUO™ WeCanX™ Series Options**

RDLF	One DUO™ LIN12™, Amber/White	\$356.00
RTD	Two Super-LED® Take-Down Lights	\$146.00
RA	Two Super-LED® Alley Lights	\$146.00
CCP	Core™ Control Point for use with WeCanX® Devices when NOT using Cencom Core®	\$222.00
RXDSCBL	Driver Side Cable Exit, in Place of Passenger Side	

**Justice® Super-LED® WeCan® Series Lightbars**
Black Base with Clear Outer Lenses Standard with Multiple Flash Patterns and Passenger Side Cable Exit.(For Mounting Options, See Optional Mounting Kits.)
**Justice® JV WeCan® Series Super-LED®**
Includes Four Corner Linear-LED® Modules with 9 Super-LED®s Per Module.

JV4****	44" 4 Amber and/or White	\$1,803.00
JV8****	50.125" 4 Amber and/or White	\$1,887.00
JV2****	56.25" 4 Amber and/or White	\$1,979.00

**Justice® JY WeCan® Series Super-LED®**
Includes Four Corner Linear-LED® Modules with 6 Super-LED®s Per Module.

JY4****	44" 4 Amber and/or White	\$1,666.00
JY8****	50.125" 4 Amber and/or White	\$1,749.00
JY2****	56.25" 4 Amber and/or White	\$1,840.00

**Justice® WeCan® Series Options**

JDC*	One CON3™, Amber or White	\$128.00
JDH*	One LTR3™, for Use in Center Section Only, Amber or White	\$128.00
JDL*	One LIN6™, Amber or White	\$206.00
JTLS1	Two LR11 Super-LED® Flashing Take-Down Lights with 15° Horizontal Adjustment	\$146.00
JALF1	Two LR11 Super-LED® Flashing Alley Lights with 15° Horizontal Adjustment	\$146.00
JDLF**	Two Amber Flashing LR11 Super-LED® Modules in Alley Light Positions, with 15° Horizontal Adjustment	\$284.00
JCTLS1	One LR11 Super-LED® Flashing Take-Down Light, for Single Center Section, with 15° Horizontal Adjustment	\$88.00

All models are 12 Volt D.C. only unless otherwise noted above. For other voltages contact factory. \* Replace symbol in model number with letter indicating lens color or LED color desired: A=Amber; B=Blue; C=Clear/White; R=Red; G=Green; I ≠ Replace symbol in model number with letter indicating SPLIT lens or LED color desired: D=Red/Clear or White; E=Blue/Clear or White; F=Amber/Clear or White; H=Green/Clear or White; J=Red/Blue; K=Red/Amber; L=Red/Green; M=Blue/Amber | † To be discontinued, check availability \*\* NCNR Special order, check availability, non-cancellable, non-returnable † Indicate length desired: 5 foot, 6 foot, 7 foot or 8 foot \$ Indicates Lower Price
⚠ WARNING: This product may contain chemicals known to the State of California to cause cancer and birth defects or other reproductive harm. For more information, visit whelen.com/regulatory.

MODEL	DESCRIPTION	LIST
JCTLS12	Two LR11 Super-LED® Flashing Take-Down Lights, for Two Center Sections, with 15° Horizontal Adjustment	\$146.00
JCTLS1D	One Dual LR11 Super-LED® Flashing Take-Down Lights, for Single Center Section, with 15° Horizontal Adjustment	\$146.00
JTDLED1	One Super High Intensity LED Take-Down, for Center Section of a 50" Lightbar	\$145.00
JTDLED2	Two Super High Intensity LED Take-Down Lights	\$284.00
JWLLED2	Two Super High Intensity LED Work Lights	\$284.00
JXALF1L	Two Super-LED® External Alley Lights, for Standard End Section	\$380.00
JXALF**L	Two Amber Super-LED® Modules in External Alley Light Positions, for Standard End Section	\$319.00
JBTTLED	Two LED Brake/Turn/Tail Lights	\$240.00
JTA2W	Two Wire Control Traffic Advisor™, Standard Feature if Appropriate Number of Lighthoods are Purchased	
JTACNTL	Traffic Advisor™ Includes Internal, External Harness and TACTL5, Lighthoods Purchased Separately. When Purchased with Lightbar Only. For Use with CON3™ Center Module Only	\$697.00
JTACBL	Traffic Advisor™ Includes Internal and External Harness, for use with CCSRNTA3, Lighthoods Purchased Separately. When Purchased with Lightbar Only. For Use with CON3™ Center Module Only	\$284.00
WCCP	WeCan® Control Point	\$222.00
WCC92	WeCan® Controller, Control Lights and Traffic Advisor™ Functions from a Single Keypad. 3 Position Slide Switch and 6 Pre-Programmed Push-Buttons	\$367.00
†† JDSCBL	Driver Side Cable Exit, in Place of Passenger Side	\$82.00
JBULK18	Bulk Package of 18 Justice® Series Lightbars, In Place of Standard Individually Boxed Lightbars-DEDUCT	\$60.00

**Justice® Super-LED® Competitor™ Series Lightbars**
Black Base with Clear Outer Lenses Standard. Standard Current Switching with Scan-Lock™ Flash Patterns, Pattern Override Mode and Passenger Side Cable Exit.
(For Mounting Options, See Optional Mounting Kits.)
**Justice® JC Competitor™ Series Super-LED®**
Includes Four Corner Linear-LED® Modules with 9 Super-LED®s Per Module.

JC4****	44" 4 Amber and/or White	\$1,388.00
JC8****	50.125" 4 Amber and/or White	\$1,494.00
JC2****	56.25" 4 Amber and/or White	\$1,598.00
JC0****	62.375" 4 Amber and/or White	\$1,721.00

**Justice® JE Competitor™ Series Super-LED®**
Includes Four Corner Linear-LED® Modules with 6 Super-LED®s Per Module.

JE4****	44" 4 Amber and/or White	\$1,249.00
JE8****	50.125" 4 Amber and/or White	\$1,356.00
JE2****	56.25" 4 Amber and/or White	\$1,459.00
JE0****	62.375" 4 Amber and/or White	\$1,579.00

**Justice® Competitor™ Series Options**

JDC*	One CON3™, Amber or White	\$128.00
JDH*	One LTR3™, for Use in Center Section Only, Amber or White	\$128.00
JDL*	One LIN6™, Amber and/or White	\$206.00
JHALF1	Two LR11 Super-LED® Steady-Burn Alley Lights with 15° Horizontal Adjustment	\$226.00
JHCTAL1C	One High Intensity Super-LED® Center-Mounted Steady-Burn Take-Down Light, for Single Center Section and Two LR11 Super-LED® Steady-Burn Alley Lights with 15° Horizontal Adjustment	\$324.00
JHTDLED1	One High Intensity Super-LED® Center-Mounted Steady-Burn Take-Down Light, for Single Center Section	\$203.00
JHTDLED2	NEW Two High Intensity Super-LED® Steady-Burn Take-Down Light, for Single Center Section	\$370.00
JHTLS2	Two LR11 Super-LED® Steady-Burn Take-Down Lights with 15° Horizontal Adjustment	\$226.00
JHCTLS1	Two LR11 Super-LED® Center-Mounted Steady-Burn Take-Down Lights with 15° Horizontal Adjustment for two center sections	\$226.00
JHCTLS1D	One Dual LR11 Super-LED® Take-Down Light, for Single Center Section, with 15° Horizontal Adjustment	\$226.00
JHTDALL1	Four LR11 Super-LED®s, Two Steady-Burn Take-Down and Two Steady-Burn Alley Lights with 15° Horizontal Adjustment	\$351.00
JHCTAL1	Four LR11 Super-LED®, Two Center-Mounted Steady-Burn Take-Down and Two Steady-Burn Alley Lights with 15° Horizontal Adjustment for two center sections	\$351.00
JHCTAL1D	Four LR11 Super-LED®, One Dual LR11 Center-Mounted Steady-Burn Take-Down Light, for Single Center Section and Two Steady-Burn Alley Lights with 15° Horizontal Adjustment	\$351.00
JHFLASH	Flasher for Flashing Take-Down or Flashing Work Lights, Please Specify	\$146.00
JHBTTLED	Two LED Brake/Tail/Turn Lights	\$340.00

MODEL	DESCRIPTION	LIST
JTACNTL	Traffic Advisor™, Includes Internal and External Harness and TACTL5, Lighthead Purchased Separately. When Purchased with Lightbar Only. For Use with CON3™ Center Module Only	\$697.00
JTACBL	Traffic Advisor™ Internal and External Harness, for use with CCSRNA3, Lighthead Purchased Separately. When Purchased with Lightbar Only. For Use with CON3™ Center Module Only	\$284.00
†† JDSCBL	Driver Side Cable Exit, in Place of Passenger Side	\$82.00
WCCP	WeCan® Control Point	\$222.00
JBULK18	Bulk Package of 18 Justice® Series Lightbars, In Place of Standard Individually Boxed Lightbars-DEDUCT	\$60.00

**Edge® 9X Series Super-LED® WeCanX® DUO™ Series Lightbars**
Includes Four Corner Linear-LED® Modules with Individual Control of the Two Colors of each Lighthead with Clear Outer Lenses Standard with Multiple Flash Patterns and Passenger Side Cable Exit. (For Mounting Options, See Optional Mounting Kits)
**Edge® 9SX WeCanX® Series Super-LED®**

9SX4####	43", 4 DUO™ Color Amber and/or White	\$1,684.00
9SX8####	48", 4 DUO™ Color Amber and/or White	\$1,712.00
9SX2####	54", 4 DUO™ Color Amber and/or White	\$1,825.00

**Edge® 9SX WeCanX® Series Options**

9SXDL#	One DUO™ Color Long Super-LED® Lighthead, Amber and/or White	\$233.00
9SXDL***	One Long Super-LED® Lighthead, Split Color Primary Warning with Full Color Secondary Warning for Center Mount on 43" & 54" Lightbars Only	\$233.00
9SXTW*	One DUO™ Color Super-LED® Take-Down or Alley Light, Amber/White	\$100.00
9SXT	Super-LED® Take-Down or Alley Lights, White, Pair	\$200.00
9SXDCBL	Driver Side Cable Exit	\$98.00
CCP	Core™ Control Point for use with WeCanX® Devices when NOT using Cencom Core®	\$222.00

**Edge® 9TX WeCanX® Series Super-LED®**
Lighthead Purchased Separately.

9TX4####	43", 4 DUO™ Color Amber and/or White	\$1,684.00
9TX8####	48", 4 DUO™ Color Amber and/or White	\$1,712.00
9TX2####	54", 4 DUO™ Color Amber and/or White	\$1,825.00

**Edge® 9TX WeCanX® Series Options**

9TXDL#	One DUO™ Color Long Super-LED® Lighthead Amber and/or White	\$233.00
9TXDL***	One Long Super-LED® Lighthead, Split Color Primary Warning with Full Color Secondary Warning for Center Mount on 43" & 54" Lightbars Only	\$233.00
9TXTW*	One DUO™ Color Super-LED® Take-Down or Alley Light, Amber/White	\$100.00
9TXT	Super-LED® Take-Down or Alley Lights, White, Pair	\$200.00
9TXDCBL	Driver Side Cable Exit	\$82.00
CCP	Core™ Control Point for use with WeCanX® Devices when NOT using Cencom Core®	\$222.00

**Pre-Configured Super-LED® Series Lightbars**
**For Liberty™ II and Justice® Strap Kits use STPKT#.**

IX48A6	48" Liberty™ II SOLO™ IX Series, 4 Amber Corners, 8 Inboard Amber Modules (4 Front/4 Rear), Includes MKEZ29 Mount	\$3,495.00
IX54A6	54" Liberty™ II SOLO™ IX Series, 4 Amber Corners, 8 Inboard Amber Modules (4 Front/4 Rear), Includes MKEZ29 Mount	\$3,495.00
IX59A6	59" Liberty™ II SOLO™ IX Series, 4 Amber Corners, 8 Inboard Amber Modules (4 Front/4 Rear), Includes MKEZ29 Mount	\$3,990.00
JEF8AMB	50" Justice® JE Series, 4 Amber Corners and 14 Inboard Amber CON3™ Modules, Includes MKEZ29 Mount	\$3,198.00
JEF2AMB	56" Justice® JE Series, 4 Amber Corners and 16 Inboard Amber CON3™ Modules, Includes MKEZ29 Mount	\$3,437.00

**Towman's™ Super-LED® Series Lightbars**
Individual Control of Front and/or Rear Lighthead. All Models Include 4 Corner Amber Linear-LED® Modules, LED Work Lights, LED Brake/Tail/Turn Lights.
**Towman's™ Freedom® IV Series**
Includes LED Brake/Tail/Turn and LED Work Lights

F40BAAAA	60" Long, Low Current, 3 Slide Bolt Mounting Brackets, Amber, and Eight Inboard Modules	\$5,732.00
F4EDLA	One Single Color Long Economy DYAD™ Lighthead, Amber	\$161.00

**Towman's™ Liberty™ II WeCanX® Series**
Individual Control of Front and/or Rear Lighthead. All Models Include 4 Corner Amber Linear-LED® Modules, LED Work Lights, LED Brake/Tail/Turn Lights
WeCanX® Control Point Purchased Separately When not used with CenCom Core®.

BW0BAAAA	60" Long, 4 Slide Bolt Mounting Brackets, Amber, Four Corner and Six Inboard	\$4,272.00
IWDL*	One Single Color Long 6 Super-LED® Lighthead, Amber or White	\$197.00
IWDS*	One Single Color Short 3 Super-LED® Lighthead, Amber or White	\$141.00
CCP	Core™ Control Point for use with WeCanX® Devices	\$222.00

All models are 12 Volt D.C. only unless otherwise noted above. For other voltages contact factory. \* Replace symbol in model number with letter indicating lens color or LED color desired: A=Amber; B=Blue; C=Clear/White; D=Red; E=Green; F=Replace symbol in model number with letter indicating SPLIT lens or LED color desired: D=Red/Clear or White; E=Blue/Clear or White; F=Amber/Clear or White; H=Green/Clear or White; J=Red/Blue; K=Red/Amber; L=Red/Green; M=Blue/Amber; N=To be discontinued, check availability \*\* NCNR Special order, check availability, non-cancellable, non-returnable † Indicate length desired: 5 foot, 6 foot, 7 foot or 8 foot ‡ Indicates Lower Price
⚠ WARNING: This product may contain chemicals known to the State of California to cause cancer and birth defects or other reproductive harm. For more information, visit whelen.com/regulatory.



No. PL24.0UA

\*\* NCNR (special-order, non-cancellable, non-returnable, check availability).  
See "Made-To-Order" Statement on Table of Contents Page of this Price List.

# AMBER LIST PRICE

EFFECTIVE: DECEMBER 14, 2023 | VOID: DECEMBER 18, 2024

MODEL	DESCRIPTION	LIST
<b>Towman's™ Liberty™ II WeCan® Series</b>		
IW0BAAAA	60" Long, 4 Slide Bolt Mounting Brackets, Amber, Four Corner and Six Inboard	\$4,272.00
IWDL*	One Single Color Long 6 Super-LED® Lighthouse, Amber or White	\$197.00
IWDS*	One Single Color Short 3 Super-LED® Lighthouse, Amber or White	\$141.00
<b>Towman's™ Justice® DUO™ WeCanX®</b>		
<i>Includes Brake/Tail/Turn and LED Work Lights, Unless Specified</i>		
RF0TFFFF	62.375", DUO™ Color, 3 Slide Bolt Mounting Bracket, Amber/White	\$2,711.00
RF0BFFFF	62.375", DUO™ Color, 3 Slide Bolt Mounting Bracket, Amber/White and Six Amber/White Inboard Modules	\$4,838.00
RF0DFFFF	62.375", DUO™ Color, 3 Slide Bolt Mounting Bracket, Amber/White and Five Amber/White Inboard Traffic Advisor™, No Work Lights	\$4,252.00
RDL#	One DUO™ LIN12™, Red, Blue, Amber and/or White	\$356.00
CCP	Core™ Control Point for use with WeCanX® Devices when NOT using Cencom Core®	\$222.00
<b>Towman's™ Justice® Competitor™ Series</b>		
<i>Includes Brake/Turn/Tail and LED Work Lights Unless Specified.</i>		
JF0TAAAA	62.375" Long, 3 Slide Bolt Mounting Brackets, Amber	\$1,900.00
JF0BAAAA	62.375" Long, 3 Slide Bolt Mounting Brackets, Amber and 6 CON3™ Amber	\$2,238.00
JF2BAAAA	56.25" Long, 2 Slide Bolt Mounting Brackets, Amber with 6 CON3™ Amber Modules	\$2,116.00
JF0DAAAA	62.375" Long, 3 Slide Bolt Mounting Brackets, Amber with a Five CON3™ Traffic Advisor™, No Work Lights	\$2,665.00
JF0FAAAA	62.375" Long, 3 Slide Bolt Mounting Brackets, Amber with 14 CON3™ Amber	\$2,688.00
JF01AAAA	62.375" Long, 2 "U" Mounting Brackets with Plug and Play Harness, Amber and 6 CON3™ Amber	\$2,238.00
JF02AAAA	62.375" Long, 2 "U" Mounting Brackets with Plug and Play Harness, Amber and 6 CON3™ Amber, Includes Identification Light	\$2,396.00
JF7FAAAA	72" Long, 3 Slide Bolt Mounting Brackets, Amber with 22 CON3™ Amber Modules (No Brake/Tail/Turn or Work Lights)	\$2,930.00
JDC*	One CON3™, Amber or White	\$128.00
<b>Towman's™ Century™ Series</b>		
CW0BAAAA	60" Long, 3 Slide Bolts Mounting Brackets, Amber with 4 Amber Inboard Modules	\$1,920.00
CDT6A	Optional, One Amber TIR6™ Inboard Module	\$89.00
CEDLXA	One Amber LIN12™ Super-LED®	\$197.00
<b>WeCanX® 2250 Series Super-LED® Surface Mount Lightbars</b>		
<b>WeCanX® 2250 Super-LED® Build-A-Bar™ Series</b>		
<i>Includes Slide Bolt Mounting, 1-5/8" Tall (2-1/2" Tall with Aerial Recognition Light) X 3" Deep Not All Options Available on All Lightbars.</i>		
<i>Appropriate Number of Lighthoods Included with the Purchase of 2250 Series.</i>		
WX2220F	22" Long, 4 Lighthoods with Flat End Caps, Ordered Separately	\$885.00
WX2230	30" Long, 6 Lighthoods and Choice of Angled End Caps	\$1,143.00
WX2230F	32" Long, 6 Lighthoods with Flat End Caps, Ordered Separately	\$1,143.00
WX2240	40" Long, 8 Lighthoods and Choice of Angled End Caps	\$1,514.00
WX2240F	42" Long, 8 Lighthoods with Flat End Caps, Ordered Separately	\$1,514.00
WX2250	50" Long, 10 Lighthoods and Choice of Angled End Caps	\$1,771.00
WX2250F	52" Long, 10 Lighthoods with Flat End Caps, Ordered Separately	\$1,771.00
WX2260	60" Long, 12 Lighthoods and Choice of Angled End Caps	\$2,142.00
WX2260F	62" Long, 12 Lighthoods with Flat End Caps, Ordered Separately	\$2,142.00
WX2270	70" Long, 14 Lighthoods and Choice of Angled End Caps	\$2,399.00
WX2270F	72" Long, 14 Lighthoods with Flat End Caps, Ordered Separately	\$2,399.00
WX2280	80" Long, 16 Lighthoods and Choice of Angled End Caps	\$2,770.00
WX2280F	82" Long, 16 Lighthoods with Flat End Caps, Ordered Separately	\$2,770.00
<b>Options for 2250 Lightbars</b>		
22L#	Add One DUO™ Color Lighthouse, Amber and/or White, No Charge When Purchased with a 2250 Series	
22LOAD	Add One Load Light	
22BLANK	Blank Filler Panel, Not Available for Angled End Caps	
22EC	One Flat End Cap for Left or Right Side, No Charge When Purchased with a 2250 Series	
22AEC	One Angled End Cap, No Charge When Purchased with a 2250 Series	
22RECA	One Angled Right End Cap for use with One Aerial Recognition Light, for Bars 30" to 50"	\$141.00
22LECA	One Angled Left End Cap for use with One Aerial Recognition Light, for Bars 30" to 50"	\$141.00
22RECA2	One Angled Right End Cap for use with One Aerial Recognition Light, for Bars 60" to 80"	\$141.00

MODEL	DESCRIPTION	LIST
22LECA2	One Angled Left End Cap for use with One Aerial Recognition Light, for Bars 60" to 80"	\$141.00
22ARL*	Add One Aerial Recognition Light, Amber, Green or White, No Charge When Purchased with a 22RECA(2) or 22LECA(2)	
CCP	Core™ Control Point for use with WeCanX® Device when NOT using CenCom Core®	\$222.00

**Options, Mounting Kits**
For Legacy®, Freedom® IV, Justice® (Justice® Not Available in WeCanX®) & Liberty™ II Model/Year/Length, Available at Time of Lightbar Purchase ONLY.
(For Mounting Kit Options and Replacement Strap & Mounting Kits, See Replacement Parts, Mounting Kits & Strap Kits.)
**Chevrolet, with Lightbar Purchase Only**

MKEZ95	Colorado / 2015-2022 / Legacy®, Liberty™ II and Freedom® IV 48"-50" or Justice 55"	\$98.00
MKEZ96	Suburban (Roof Rack Mount) / 2015-2020 / 55"-60"	\$98.00
MKEZ101	Silverado 1500 / 2019-2023 / 54"-56"	\$98.00
MBEZ101	Silverado 1500 / 2019-2023 / 54"-56", Black Straps	\$98.00
MKEZ101	Silverado 2500/3500 HD / 2023-2024 / 54"-56"	\$98.00
MBEZ101	Silverado 2500/3500 HD / 2023-2024 / 54"-56", Black Straps	\$98.00
†† MKEZ45	Silverado Pickup / 1999-2006 (2007 Classic) / 54"-56"	\$98.00
†† MKEZ91	† Silverado 1500 / GMC 1500 Pickup / 2014-2018 / 54"-56"	\$98.00

**Dodge, with Lightbar Purchase Only**

MKEZ86	Ram 1500 / 2012-2018 / Ram 1500 Classic / 2019-2021 / Ram 2500/3500 / 2019-2022/ 54"-56"	\$98.00
MKEZ102	Ram 1500 / 2019-2021 (Not for the 2019 Ram 1500 Classic) / 54"-56"	\$98.00

**Ford, with Lightbar Purchase Only**

MKEZ107	Escape / 2020-2023 / 48"-50"	\$98.00
†† MKEZ89	Escape / 2013-2019 / 48"-50"	\$98.00
MKEZ94	F-150 / 2015-2023, Ford F-150 Lightning 2022-2023 / Liberty™ II 59", Freedom® IV 60", Justice® 62"	\$98.00
MBEZ94	F-150 / 2015-2023, Ford F-150 Lightning 2022-2023 / Liberty™ II 59", Freedom® IV 60", Justice® 62", Black Straps	\$98.00
MKAJ94	F-150 / 2015-2023, Ford F-150 Lightning 2022-2023 / Liberty™ II 54" , Legacy® 54", Freedom® IV 55" and Justice® 62"	\$112.00
MBAJ94	F-150 / 2015-2023, Ford F-150 Lightning 2022-2023 / Liberty™ II 54" , Legacy® 54", Freedom® IV 55" and Justice® 62", Black Straps	\$112.00
MKEA94	F-150 / 2015-2023 / Original Liberty™ 54" (Not Liberty™ II) or Justice® 56"	\$130.00
MKEZ94	F-250/F-350 / 2017-2023, F-450/F-550 Super Duty / 2017-2023 , F600/ 2018-2023 / Liberty™ II 59", Freedom® IV 60", Justice® 62"	\$98.00
MBEZ94	F-250/F-350 / 2017-2023, F-450/F-550 Super Duty / 2017-2023, F-600 2018-2023 / Liberty™ II 59", Freedom® IV 60", Justice® 62",Black Straps	\$98.00
MKAJ94	F-250/F-350 /2017-2023, F-450/F-550 Super Duty / 2017-2023 , F600/ 2018-2023 / Liberty™ II 54" , Legacy® 54", Freedom® IV 55", and Justice® 62"	\$112.00
MBAJ94	F-250/F-350 /2017-2023, F-450/F-550 Super Duty / 2017-2023 , F600/ 2018-2023 / 2017-2021 / Liberty™ II 54", Legacy® 54", Freedom® IV 55", and Justice® 62", Black Straps	\$112.00
†† MKEZ38	F-250/F-350/F-450/F-550 Super-Duty / 1999-2016 / 60", Edge® Only	\$98.00
†† MKEZ38L	F-250/F-350/F-450/F-550 Super-Duty / 1999-2016 / 54", Edge® Only	\$98.00
MKEZ109	Maverick / 2022-2023 / Legacy®, Liberty™ II and Freedom® IV 48-55", Edge® 9X 54", Justice® 56"	\$98.00
MKAJ109	Maverick / 2022-2023 / Legacy®, Liberty™ II and Freedom® IV 48-55", Edge® 9X 48", Justice® 50"	\$112.00
MKEZ104	Ranger / 2019-2023 / 48" - 50"	\$98.00
MKAJ104	Ranger, Adjustable Leveling Foot / 2019-2023 / 48" - 50"	\$112.00

**Toyota, with Lightbar Purchase Only**

MKEZ97	Tacoma / 2016-2021 / 48"	\$98.00
MKEZ100	Tundra / 2017-2021 / 54"-56"	\$98.00

**Permanent Mount, with Lightbar Purchase Only**

MKEZ7	1-1/2" Permanent Mount / ALL	\$60.00
MKAJ7	Adjustable Leveling Foot for 1-1/2" Permanent Mount / ALL	\$92.00
MK8H	5" Permanent Mount (Cast Aluminum) / ALL / ALL	\$152.00
MK9SP	Slide Bolt Brackets (Nylon) for Flat Surface Mounting (2 ea.) 48"/52"	\$74.00
MK20SP	Slide Bolt Brackets (Nylon) for Flat Surface Mounting (3 ea.) 60/72"	\$117.00
MK9S	Slide Bolt Brackets for Flat Surface Mounting (2 ea.) 48"-55"	\$74.00
MK20S	Slide Bolt Brackets for Flat Surface Mounting (3 ea.) 60+"	\$117.00
MKEZ29	1-1/2" Mounting Foot with Strap Hardware (Straps Purchased Separately)	\$70.00
MKEA29	Low-Profile Adjustable Foot with Strap Hardware (Straps Sold Separately)	\$105.00
MK7SS2	Stainless Steel Heavy Duty 10° Adjustable Permanent Mount Feet, Low	\$233.00

All models are 12 Volt D.C. only unless otherwise noted above. For other voltages contact factory. \* Replace symbol in model number with letter indicating lens color or LED color desired: A=Amber, B=Blue, C=Clear/White, R=Red, G=Green, I ≠ Replace symbol in model number with letter indicating SPLIT lens or LED color desired: D=Red/Clear or White, E=Blue/Clear or White; F=Amber/Clear or White; H=Green/Clear or White, J=Red/Blue; K=Red/Amber; L=Red/Green; M=Blue/Amber | † To be discontinued, check availability †† NCNR Special order, check availability, non-cancellable, non-returnable † Indicate length desired: 5 foot, 6 foot, 7 foot or 8 foot \$ Indicates Lower Price
⚠ WARNING: This product may contain chemicals known to the State of California to cause cancer and birth defects or other reproductive harm. For more information, visit whelen.com/regulatory.





No. PL24.0UA

\*\* NCNR (special-order, non-cancellable, non-returnable, check availability). See "Made-To-Order" Statement on Table of Contents Page of this Price List.

AMBER LIST PRICE

EFFECTIVE: DECEMBER 14, 2023 | VOID: DECEMBER 18, 2024

MODEL	DESCRIPTION	LIST
MK7SS4	Stainless Steel Heavy Duty 10° Adjustable Permanent Mount Feet, High	\$265.00

Replacement Parts, Mounting Kits & Strap Kits

Replace # with the Vehicle # Listed Above.

Replacement Strap Kits & Mounting Kits

RMKEZ#	Replacement Mounting Kit Includes Feet, Hardware & Straps of your Choice	\$199.00
RMBEZ#	Replacement Mounting Kit Includes Feet, Hardware & Black Straps of your Choice (not Available for all Vehicles)	\$199.00
RMKEZ29	Replacement 1 1/2" Mounting Foot with Strap Hardware (Straps Purchased Separately)	\$119.00
RMKEA29	Replacement MKEA29 Mounting Foot with Strap Hardware (Straps Purchased Separately)	\$147.00
STPKT#	Straps and Bolts Only for Mounting Kit, For Use with MKEZ or MKAJ Only	\$119.00
STPBK#	Black Straps and Bolts Only for Mounting Kit, For Use with MKEZ or MKAJ Only (not Available for all Vehicles)	\$119.00
†† STPEA69	Straps and Bolts Only for MKEA69 Mounting Kit, Charger / 2005-2010	\$119.00
RMKEZ7	Replacement 1-1/2" Permanent Mounting Kit #7	\$119.00
RMK9SP	Replacement Slide Bolt Mounting Kit #9SP (2 ea.) 48"-52"	\$119.00
RMK20SP	Replacement Slide Bolt Brackets Kit, #20SP (3 ea.) 60"/72"	\$159.00
RMK9S	Replacement Slide Bolt Mounting Kit #9S (2 ea.)	\$119.00
RMK20S	Replacement Slide Bolt Mounting Kit #20S (3 ea.)	\$159.00
RMK8H	Replacement 5" Riser Mounting Kit #8H	\$177.00
RMKAJ#	Replacement Adjustable Leveling Foot, Includes Feet, Hardware and Choice of Strap # 16, 52, 54, 62, 71 or 72	\$223.00
RMBAJ#	Replacement Adjustable Leveling Foot, Includes Feet, Hardware and Choice of Black Strap (not Available for all Vehicles)	\$223.00

NOTE All straps are special ordered and NON-RETURNABLE. Some modification may be required by the end user to adapt these straps to fit exact vehicle roof line and door jamb positions. This list is intended as a GUIDE ONLY to assist in obtaining the closest strap for vehicle make and fit, and DOES NOT GUARANTEE an exact fit in every case.

Options, Low-Profile Mounting Kits

For Legacy® and Liberty II™ Series Lightbars Only

Chevrolet, with Lightbar Purchase Only.

MKLP95	Colorado / 2015 - 2022 / 48"-50"	\$140.00
--------	----------------------------------	----------

Dodge, with Lightbar Purchase Only.

MKLP102	Ram 1500 / 2019-2020 (Not for the 2019 Ram 1500 Classic) / 54"-56"	\$140.00
MKLP86	Ram 1500 / 2012-2018 / Ram 1500 Classic / 2019-2021 / Ram 2500/3500 / 2019-2022 / 54"-56"	\$140.00

Ford, with Lightbar Purchase Only.

†† MKLP38	F-250/F-350/F-450/F-550 Super Duty / 1999-2016 / 55"-60"	\$140.00
MKLP104	Ranger / 2019-2023 / 48" - 50"	\$140.00

Toyota, with Lightbar Purchase Only.

MKLP97	Tacoma / 2016-2021 / 48"	\$140.00
--------	--------------------------	----------

24 VDC Products

Refer to Series Section for Options. For other 24 VDC Models that are Not Listed Below, Contact Factory for Pricing and Availability.

Super-LED® Beacons

24 VDC

†† L31H*F4	L31 Super-LED® Beacon, Class 1, High-Dome, Amber Flat Mount, Cast Base	\$735.00
†† L32L*F4	L32 Super-LED® Beacon, Class 1 in Amber, Low-Dome, Amber, Flat Mount, Cast Base	\$489.00
†† L21H*P4	L21 Super-LED® Beacon, Class 1, High-Dome, Amber or White, Perm/Pipe/"J" Hook Mount, Polycarbonate Base	\$422.00
†† L21L*P4	L21 Super-LED® Beacon, Class 1, Low-Dome, Amber or White, Perm/Pipe/"J" Hook Mount, Polycarbonate Base	\$422.00
†† L22H*P4	L22 Super-LED® Beacon, Class 2 Amber, High-Dome, Amber or White, Perm/Pipe/"J" Hook Mount, Polycarbonate Base	\$244.00
†† L22L*P4	L22 Super-LED® Beacon, Class 2 Amber, Low-Dome, Amber or White, Perm/Pipe/"J" Hook Mount, Polycarbonate Base	\$244.00
†† L10HAP4	L10 Super-LED® Beacon, Class 1, High-Dome, Amber, Perm/Pipe Mount, Polycarbonate Base	\$202.00
†† L10LAP4	L10 Super-LED® Beacon, Class 1, Low-Dome, Amber, Perm/Pipe Mount, Polycarbonate Base	\$202.00

Lighthoods

24 VDC

†† 0SU0EDCR	0S™ Series White Illumination Light, Clear Lens	\$50.00
†† 3SU00FCR	3" Round Super-LED®, Flashing, White with Clear Lens	\$94.00
†† 3SS00FAR	3" Round Super-LED®, Flashing, Amber with Amber Lens	\$94.00



No. PL24.0UA

\*\* NCNR (special-order, non-cancellable, non-returnable, check availability). See "Made-To-Order" Statement on Table of Contents Page of this Price List.

# AMBER LIST PRICE

EFFECTIVE: DECEMBER 14, 2023 | VOID: DECEMBER 18, 2024

MODEL	DESCRIPTION	LIST
†† 3SW00FRR	3" Round Super-LED®, Flashing, Red with Red Lens	\$94.00
†† 50S03ZAR	500 Series TIR6™ Super-LED®, Amber with Amber Lens	\$206.00
†† 7SU0ENZR	700 Series, Gradient Opti-Scenelight™, Surface Mount	\$380.00
†† 904SLC4	900 Effective Zone "EZ" Scene Light™, Includes Chrome Flange, Includes Slow Ramp Up and Ramp to Low Power Feature (Available 4th Quarter 2022)	\$638.00
†† 904SLB4	900 Effective Zone "EZ" Scene Light™, Includes Black Flange Includes Slow Ramp Up and Ramp to Low Power Feature (Available 4th Quarter 2022)	\$638.00
†† 9SU0ENZR	900 Series, Gradient Opti-Scenelight™, Surface Mount, Includes Flange	\$670.00
†† IONSM*4	ION™ Series Surface Mount Amber or White, Black Housing	\$174.00
†† WIONSM*4	ION™ Series, Wide Angle Surface Mount, Amber or White, Black Housing	\$174.00
†† LINZ6*24	† LINZ6™ Series Super-LED®, Amber or White, with Clear Lens	\$209.00
†† M2*24	M2 Series Super-LED® with Scan-Lock™ Flash Patterns, Amber or White, with Color Lens	\$215.00
†† M2W*24	M2 Series Super-LED®, Warning, Wide Angle, Amber or White, with Color Lens	\$215.00
†† M2W*C24	M2 Series Super-LED®, Warning, Wide Angle, Amber or White, with Clear Lens	\$215.00
†† M4*24	M4 Series Super-LED® with Scan-Lock™ Flash Patterns, Amber or White, with Color Lens	\$232.00
†† M6*24	M6 Series Super-LED® with Scan-Lock™ Flash Patterns, Amber or White, with Color Lens	\$282.00
†† M6*C24	M6 Series Super-LED® with Scan-Lock™ Flash Patterns, Amber or White, with Clear Lens	\$282.00
†† M6V2*4	M6 Super-LED® V-Series™, Combination 180° Warning and Perimeter Light, Scan-Lock™ Flash Patterns with Color Outer Lens over the Warning Light. Optional Mounting Flanges Purchased Separately	\$738.00
M62BTT	Super-LED®, Brake/Tail/Turn, 12/24 VDC	\$206.00
M62T	Super-LED®, Turn Light Amber, with Multiple Flash Patterns, including Arrow Pattern, 12/24 VDC	\$179.00
M62BU	Super-LED® Back-Up Light, 12/24 VDC	\$276.00
†† M6ZC24	M6 Series Super-LED® Gradient Scene Light	\$475.00
†† M7*24	M7 Series Super-LED® with Scan-Lock™ Flash Patterns, Amber or White, with Color Lens	\$282.00
†† M7ZC24	M7 Series Super-LED® Gradient Scenelight	\$282.00
†† M9*24	M9 Series Super-LED® with Scan-Lock™ Flash Patterns, Amber or White, with Color Lens	\$422.00
†† M9V2*4C	M9 Super-LED® V-Series™, Combination 180° Warning and Scene Light, Scan-Lock™ Flash Patterns with Color Outer Lens over the Warning Light, Includes Chrome-Plated Flange	\$1,107.00
†† M9V2*4B	M9 Super-LED® V-Series™, Combination 180° Warning and Scene Light, Scan-Lock™ Flash Patterns with Color Outer Lens over the Warning Light, Includes Black Flange	\$1,097.00
M92SLC4	M9 Effective Zone "EZ" Scene Light™, Includes Chrome Flange, Includes Slow Ramp Up and Ramp to Low Power Feature	\$672.00
M92SLB4	M9 Effective Zone "EZ" Scene Light™, Includes Black Flange, Includes Slow Ramp Up and Ramp to Low Power Feature	\$672.00
M92BTT	Super-LED®, Brake/Tail/Turn, 12/24 VDC	\$457.00
M92T	Super-LED®, Turn Light Amber, with Multiple Flash Patterns, including Arrow Pattern, 12/24 VDC	\$508.00
M92BU	Super-LED® Back-Up Light, 12/24 VDC	\$532.00
†† MCRNS*4	Micron™ Series Super-LED® with Scan-Lock™ Flash Patterns, Amber or White, Black Flange	\$157.00
†† NP6B4W	Pioneer™ Nano Work/Scene Lights, 6-LED, with Bail Mount, White, Includes Invert Mounting Bracket	\$329.00
†† NP6B4B	Pioneer™ Nano Work/Scene Lights, 6-LED, with Bail Mount, Black, Includes Invert Mounting Bracket	\$329.00
†† MPB4B	Micro Pioneer™ Super-LED® Work Light, Bail/Stud Mount, Black Housing	\$517.00
†† MPB4W	Micro Pioneer™ Super-LED® Work Light, Bail/Stud Mount, White Housing	\$517.00
†† MPP4W	Micro Pioneer™ Super-LED® Work Light, Low-Profile Pedestal/Swivel Mount, White Housing	\$711.00
†† MPR4W	Micro Pioneer™ Super-LED® Work Light, Straight Recessed Mount, White Housing	\$634.00
PEL2C	Perimeter Enhancement Light, 12/24 VDC, Chrome Flange	\$259.00
PEL2B	Perimeter Enhancement Light, 12/24 VDC, Black Flange	\$259.00
PEL2W	Perimeter Enhancement Light, 12/24 VDC, White Flange	\$259.00
PEL2R	Perimeter Enhancement Light, 12/24 VDC, Red Flange	\$259.00
PEL2Y	Perimeter Enhancement Light, 12/24 VDC, Yellow Flange	\$259.00
†† PFBP12C4	PAR-36 Round 12-Super-LED® Flood Light, With Pedestal/Swivel Mount and an On/Off Switch, Chrome Rear Cover	\$557.00

All models are 12 Volt D.C. only unless otherwise noted above. For other voltages contact factory. \* Replace symbol in model number with letter indicating lens color or LED color desired: A=Amber, B=Blue, C=Clear/White, R=Red, G=Green | # Replace symbol in model number with letter indicating SPLIT lens or LED color desired: D=Red/Clear or White, E=Blue/Clear or White, F=Amber/Clear or White, H=Green/Clear or White, J=Red/Blue, K=Red/Amber, L=Red/Green, M=Blue/Amber | † To be discontinued, check availability †† NCNR Special order, check availability, non-cancellable, non-returnable | Indicate length desired: 5 foot, 6 foot, 7 foot or 8 foot \$ Indicates Lower Price

⚠ WARNING: This product may contain chemicals known to the State of California to cause cancer and birth defects or other reproductive harm. For more information, visit whelen.com/regulatory.

MODEL	DESCRIPTION	LIST
†† VTX609*4	Vertex™, Omni Directional Lighthouse, Amber or White, 9' Cable	\$141.00
†† PSCOMPH4	Strip-Lite™ Plus Series, Compartment Light, High Intensity	\$171.00

**Responder® LP Series Lightbars**
Polycarbonate Base, 24 VDC

†† R2LPPA4	Six LIN6™ Super-LED® Modules, Permanent Mount, Amber, 24 VDC	\$779.00
------------	--	----------

**Mini Edge® Freedom® IV Series Lightbars**
24 VDC

†† F4M1111P	Permanent Mount, Amber	\$1,817.00
†† F4DLA4	One Single Color Long 12 Super-LED® Lighthouse, Amber	\$292.00

**Liberty™ II, SOLO™**
24 VDC, IX Series and Options, Low Current

†† IX4****4	44" Four Single Color Corner Modules, Amber and/or White	\$1,940.00
†† IX8****4	48" Four Single Color Corner Modules, Amber and/or White	\$1,940.00
†† IX2****4	54" Four Single Color Corner Modules, Amber and/or White	\$1,940.00
†† IWDL*4	One Single Color Long 6 Super-LED® Lighthouse, Amber or White	\$197.00
†† IWDS*4	One Single Color Short 6 Super-LED® Lighthouse, Amber or White	\$141.00
†† IA34	Two Short 6 Super-LED® Alley Lights with 15° Horizontal Adjustment	\$162.00

**Green Products**
Refer to Series Section for Options Mounting.
**L31 & L32 Super-LED® Beacons**
Cast Aluminum Base. Includes Scan-Lock™ Flash Patterns, Hi/Low Power, Cruise and Synchronize Features.

†† L31HGF	Green with Green Dome, Flat Mount	\$1,006.00
†† L31HPF	Amber/Green with Clear Dome, Flat Mount	\$870.00
†† L32L4F	Green with Clear Dome, Flat Mount	\$666.00
†† L32LGF	Green, Flat Mount	\$666.00
†† L32LGM	Green, Magnetic Mount	\$724.00
†† L32LGV	Green, Magnetic/Suction Mount	\$726.00

**L21 Series Super-LED®**
Encapsulated Beacon, Polycarbonate Base, Perm Mount Models with Scan-Lock™ Flash Patterns.

†† L21L4P	\$ Green with Low Clear Dome, Perm/Pipe / "J" Hook Mount	\$449.00
-----------	--	----------

**Lighthoods - Green**
Super-LED® (Unless Specified) with Scan-Lock™ Flash Patterns

†† 0SG00MCR	Green Marker/Clearance Light with Clear Lens	\$62.00
†† 2EG00ZGR	4" Round Series, Extended Lens, Green with Green Lens	\$252.00
†† 2EP00ZCR	4" Round Series, Extended Lens, Amber/Green with Clear Lens	\$307.00
†† 40G02ZCR	400 Series, Single Level, Green with Clear Lens	\$200.00
†† 40G02ZGR	400 Series, Single Level, Green with Green Lens	\$200.00
†† 50G02ZCR	500 Series, Green with Clear Lens	\$247.00
†† 50G02ZGR	500 Series, Green with Green Lens	\$247.00
†† 50AG2ZCR	500 Series, Amber/Green with Clear Lens	\$284.00
†† 5V1G	500 V-Series™, Green with Clear Lens	\$473.00
†† 60G02FCR	600 Series, Green with Clear Lens	\$305.00
†† 60G02FGR	600 Series, Green with Green Lens	\$305.00
†† 70G02FGR	700 Series, Green with Green Lens	\$305.00
†† I2L	ION™ DUO™ Series, Red/Green, Individual Control of each Color, Black Housing	\$261.00
†† IONG	\$ ON™ Series, Green with Clear Lens	\$174.00
†† IONSMG	\$ ON™ Series, Surface Mount, Green with Clear Lens	\$174.00
†† TLI2P	\$ ION™ T-Series™ DUO™ Color, Amber/Green with Clear Lens	\$195.00
†† LINV2G	LINV2™ V-Series™, Green with Clear Lens	\$362.00
†† LINSV2G	LINSV2™ V-Series, Under Surface Mount, Green with Clear Lens	\$377.00
†† LINZ6G	LINZ6™ Series, Green with Clear Lens	\$225.00
†† M4G	M4 Series, Green	\$269.00
†† M4L	M4 Series, Red/Green with Clear Lens	\$307.00
†† M6G	\$ M6 Series, Green	\$282.00
†† M6GC	\$ M6 Series, Green with Clear Lens	\$282.00
†† M6L	M6 Series, Green with Clear Lens	\$333.00
†† M7G	M7 Series, Green	\$333.00
†† M9G	M9 Series, Green	\$499.00
†† MCRNSG	\$ Micron™ Series, Surface Mount, Green with Clear Lens	\$157.00
†† MCRNSP	\$ Micron™ Series, Surface Mount, Split Color Amber/Green with Clear Lens	\$164.00
†† MCRNTG	\$ Micron™ Series, Stud Mount, Green with Clear Lens	\$157.00
†† MCRNTP	\$ Micron™ Series, Stud Mount, Split Color Amber/Green with Clear Lens	\$164.00

MODEL	DESCRIPTION	LIST
†† RSG02ZCR	LIN3™ Series, Green with Clear Lens	\$130.00
†† RSG03ZCR	TIR3™ Series, Green with Clear Lens	\$130.00
†† VTX609G	\$ Vertex™ Series, Green with Clear Lens	\$141.00
†† VTXD609G	\$ Vertex™ Series, Directional Lighthouse, Green with Clear Lens	\$141.00

**Lightbars, Mini**

*Super-LED®*

†† R2LPHPG	Responder® LP Series, Mini Lightbar, LIN6™, Permanent Mount, Green with Green Dome	\$1,074.00
†† RDLPPAG	Responder® LP DUO™ Series, Mini Lightbar, Permanent Mount, Six Super-LED® Amber/Green Modules with Clear Dome	\$1,712.00
†† MC16MCG	Century™ Series, Mini Lightbar, 16", Magnet Mount, Green with Clear Dome	\$661.00

**Replacement Parts, Lens Kits**

**Liberty™ Series Lens Kits**

*Not for use with 500 Series Alleys*

†† SLENKT48	Clear Lens Kit for 48" Liberty™ Series Lightbars for use with LR11 Alley Lights, Includes Two End Caps, Four Corner Lens, Four Inboard Lens and Six Dividers	\$499.00
†† SLENKT54	Clear Lens Kit for 54" Liberty™ Series Lightbars for use with LR11 Alley Lights, Includes Two End Caps, Four Corner Lens, Four Inboard Lens and Six Dividers	\$499.00

**Liberty™ Series Lens Kits**

*Includes Two LR11 Alley Lights*

†† SLENLR48	Clear Lens Kit for 48" Liberty™ Series Lightbars, Includes Two LR11 Alley Lights, Two End Caps, Four Corner Lens, Four Inboard Lens and Six Dividers	\$717.00
†† SLENLR54	Clear Lens Kit for 54" Liberty™ Series Lightbars, Includes Two LR11 Alley Lights, Two End Caps, Four Corner Lens, Four Inboard Lens and Six Dividers	\$717.00

**Replacement Parts, Bulbs For Whelen® Lights**

**Halogen Bulbs**

*12 Volts, Unless Specified, Snap-In, Bulb Only.*

†† H35DSN12	35 Watt Halogen Dual Filament for Interior Light Only	\$120.00
†† H35SN24	35 Watt, 24 Volt (Yellow Dot)	\$106.00

**Halogen Bulbs**

*12 Volts, H-1*

†† H55H112	55 Watts, For Delta™ Rotators, Guardian™ Models G1 and G2 Series	\$82.00
------------	--	---------

**Halogen Bulbs**

*12 Volts, Unless Specified, Twist-Lock, Includes Twist-Lock Adapter & Snap-In Bulb.*

†† H35DTL12	35 Watt Halogen Bulb, 3 Position Connector for Interior Light Only, Dual Filament	\$171.00
-------------	---	----------

**Strobe Tubes**

†† 500LTUBE	500 Series Linear Strobe Tube/Reflector Assembly	\$333.00
†† 58L4TUBE	508E Series Linear Strobe Tube/Reflector Assembly, 4 Screw Lens Design	\$511.00
†† 6ELTUBE	600/6E Series Linear Strobe Tube/Reflector Assembly	\$354.00
†† 7ELTUBE	700/7E Series Linear Strobe Tube/Reflector Assembly	\$354.00
†† 9UTUBE	Edge® 9M/Ultra Corner Tube/Reflector	\$268.00

**DOT3® Systems with AMP® Waterproof Connectors**

†† H35TL12W	DOT3® 100/200 Series Back-up Light Assembly	\$216.00
-------------	---	----------

**Snap-In Bulbs**

†† H20SN12	20 Watt (Green Dot) , TA836 Series, TA870A Series, TA837 Series, TA1652H Series, TA1664H Series, BLTA, 97 Edge® Bar Series/All Dual Halogen Models, SSNF™ Series Halogen Lighthouses	\$63.00
†† H27SN12	27 Watt (Red Dot), 508 Series, 64 Back Series, 810 Series, 830 Scenelight, AdvantEdge®+Plus™ & Super AdvantEdge®+Plus™ Lightbars, Towman®s™ Lightbars, Edge®+Plus™, B-Link™ Bar Full Size Halogen Modules, Dash-Miser™ Halogen Models	\$63.00
†† H35SN12	35 Watt (White Dot), 4000 Motor/Reflector Assembly/Brushless, 52 Series, DOT3® Systems, Edge® California Steady-Burn, RDX Series	\$63.00
†† H35HSN12	35 Watt, Horizontal Filament (Gold Dot), GH Series, 64 Series, 73 Series, 97 Scenelight, 5000 Super AdvantEdge®+Plus™	\$63.00
†† H50SN12	50 Watt, Horizontal Filament (Blue Dot), 97 Series Scenelight, 9E Series, 7E Series (Flashing Only)	\$63.00
†† H50ASN12	50 Watt, Halogen Bulb for RB6P, RB6D, B6R and Centurion™ Lightbars	\$63.00
†† H60SN12	60 Watt, 7E Series, 9E Series, RB6T Series	\$63.00
†† STOPSN12	Brake/Tail/Turn Light, DOT3® Systems (Incandescent Globe Style)	\$63.00

All models are 12 Volt D.C. only unless otherwise noted above. For other voltages contact factory. \* Replace symbol in model number with letter indicating lens color or LED color desired: A=Amber; B=Blue; C=Clear/White; R=Red; G=Green | # Replace symbol in model number with letter indicating SPLIT lens or LED color desired: D=Red/Clear or White; E=Blue/Clear or White; F=Amber/Clear or White; H=Green/Clear or White; J=Red/Blue; K=Red/Amber; L=Red/Green; M=Blue/Amber | † To be discontinued, check availability †† NCNR Special order, check availability, non-cancellable, non-returnable | Indicate length desired: 5 foot, 6 foot, 7 foot or 8 foot \$ Indicates Lower Price

⚠ WARNING: This product may contain chemicals known to the State of California to cause cancer and birth defects or other reproductive harm. For more information, visit whelen.com/regulatory.



No. PL24.0UA

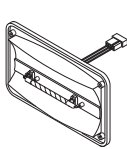
\*\* NCNR (special-order, non-cancellable, non-returnable, check availability).  
See "Made-To-Order" Statement on Table of Contents Page of this Price List.

# AMBER LIST PRICE

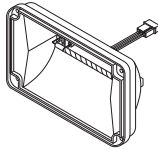
EFFECTIVE: DECEMBER 14, 2023 | VOID: DECEMBER 18, 2024

MODEL	DESCRIPTION	LIST
<b>Bi-Pin Halogen Bulbs</b>		
†† H20W12V	20 Watt, TA4000A, TA9000A Series, TA9000D	\$33.00
†† H27W12V	27 Watt, 9000 Series Alley Light (Full Size), 9000FM Work Light, CR12/212 Series, GRLHAL, TS200H, TS200C	\$33.00
†† H35W12V	35 Watt, 4000 Series Motor/Reflector Assembly with Brushes, Val-U-Bar™ Series Motor/Reflector Assembly with Brushes	\$33.00
†† H50W12V	50 Watt	\$33.00
<b>Twist-Lock Halogen &amp; Strobe Bulbs</b>		
†† S30TL	Twist-Lock Helix 1-1/2 Turn Strobe Tube, 52 Series Twist-Lock, 56 Series Twist-Lock, 64 Series Twist-Lock, 73 Series Twist-Lock, 9000 Series, 97 Series Twist-Lock, DashMiser™/DashMiser Plus™ Twist-Lock Series, GSF/GSE Series, SBS8S	\$186.00
†† TA20TL12	20 Watt, 2 Position Connector, TA836A, TA837A, TA838A, TA839A, TA870A, TA1620A, TA1622A	\$113.00
†† H27TL12	27 Watt, 3 Position Connector, 9000 Series Take-Down and Flashers, DashMiser™/DashMiser Plus™ Halogen Series	\$113.00
†† H35TL12	35 Watt, 3 Position Connector, GHF/GHE Series, 52 Series Halogen, 64 Series, 64 Series Opti-Scenelight™, 73 Series, 73 Series Opti-Scenelight™	\$113.00
†† H50TL12	50 Watt, 3 Position Connector, 97 Series, 97 Series Opti-Scenelight™	\$113.00
†† BRAKTL12	Brake/Tail/Turn, 3 Position Connector, (Incandescent), 52 / 64 / 73 & 97 Series Brake/Tail/Turn (Globe Style, Not Flat Back Style)	\$113.00

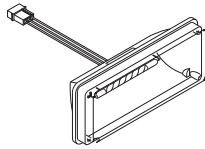
## STROBE



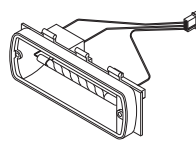
58L4TUBE  
02-0362189-00



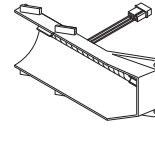
6ELTUBE  
02-0363173-00



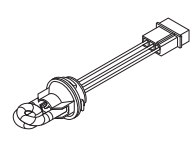
7ELTUBE  
02-0362641-00



500LTUBE  
02-0363292-00



9UTUBE  
02-0363171-00



S30TL  
01-0461281-00

## HALOGEN & INCANDESCENT



H20W12V  
01-0420781-00  
34-0213030-9J



H27W12V  
01-0421757-00  
34-0021757-00



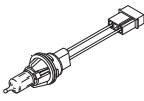
H35W12V  
01-0421758-00  
34-0021758-00



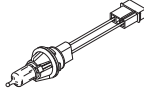
H50W12V  
01-0021759-00  
34-0021759-00



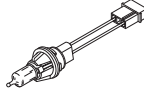
H55H12  
34-0212080-000



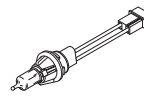
H27TL12  
01-0462375-02



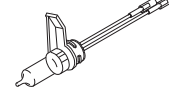
H35TL12  
01-0462375-00



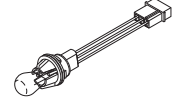
H50TL12  
01-0462375-05



TA20TL12  
01-0462380-01



H35HSC12  
01-0467838-01  
34-0067838-01



BRAKTL12  
01-0462503-00  
34-0062389-00



H20SN12  
Green Dot  
01-0441987-04  
34-0041987-04



H27SN12  
Red Dot  
01-0441987-03  
34-0041987-03



H35SN12  
White Dot  
01-0441987-00  
34-0041987-00



H35HSN12  
Gold Dot  
01-0441987-05  
34-0041987-05



H35SN24  
Yellow Dot  
01-0441987-02  
34-0041987-02



H50SN12  
Blue Dot  
01-0441987-01  
34-0041987-01



H60SN12  
01-0441987-07  
34-0041987-07



H50ASN12  
Red/White Dot  
01-0441987-06  
34-0041987-06



H35DSN12  
Silver Dot  
01-0463001-00  
34-0063001-00



STOPSN12  
3 PINS  
01-0462389-00  
34-0062389-00

**WARNING:** This product may contain chemicals known to the State of California to cause cancer and birth defects or other reproductive harm. For more information, visit [whelen.com/regulatory](http://whelen.com/regulatory).

# For More Info On Our Premier No-Hassle Warranty Please Visit Our Website

[whelen.com/support-training/whelen-warranty/](https://whelen.com/support-training/whelen-warranty/)



# Authorized Managing Sales Representatives

---

## **CONNECTICUT, MAINE, MASSACHUSETTS NEW HAMPSHIRE, RHODE ISLAND, VERMONT**

**Patriot Fleet Group, LLC**  
P.O. Box 886  
Rocky Hill, Connecticut 06067  
(860) 757-3922 • Fax: (860) 785-8697  
e-mail: amsr1@whelen.com

## **ALABAMA, FLORIDA, GEORGIA, MISSISSIPPI, NORTH CAROLINA, SOUTH CAROLINA, TENNESSEE (Except Memphis)**

**Whelen Engineering**  
51 Winthrop Road  
Chester, CT 06412  
(860) 526-9504  
e-mail: amsr3@whelen.com

## **HAWAII, GUAM & SAIPAN**

**Pacific Sales Representatives, Inc.**  
P.O. Box 240256  
Honolulu, Hawaii 96824-0256  
(808) 373-4666  
e-mail: amsr6@whelen.com

## **KENTUCKY, OHIO, WEST VIRGINIA**

**Devore Fleet Partners LLC**  
9031 Heritage Drive  
Plain City, Ohio 43064  
(614) 873-2121 • Fax: (614) 873-3095  
e-mail: amsr7@whelen.com

## **ARKANSAS, LOUISIANA, TENNESSEE (Memphis only), TEXAS**

**John Wright & Associates**  
1111 W Abram Street  
Arlington, Texas 76013  
(817) 459-2001 • Fax: (817) 459-2515  
e-mail: amsr8@whelen.com

## **ALASKA, IDAHO, MONTANA, OREGON, WASHINGTON**

**Kent D. Bruce Company, LLC**  
P.O. Box 225  
Black Diamond, Washington 98010  
(360) 886-9410 • Fax: (360) 886-9411  
e-mail: amsr10@whelen.com

## **CALIFORNIA, NEVADA (Northwest and South)**

**Wattco Equipment, Inc.**  
PO Box 2460  
Suisun City, CA 94585  
(707) 435-9233 • Fax: (707) 435-1941  
e-mail: amsr12@whelen.com

## **IOWA, MINNESOTA, NORTH DAKOTA, SOUTH DAKOTA, WISCONSIN**

**W. Reeves & Associates LLC**  
P.O. Box 477  
Norwalk, Iowa 50211  
(515) 981-5967  
e-mail: amsr13@whelen.com

## **KANSAS, MISSOURI, NEBRASKA, OKLAHOMA**

**Busch & Associates, LLC**  
15665 B South Keeler Street  
Olathe, Kansas 66062  
(913) 390-1777 • Fax: (913) 390-7889  
e-mail: amsr14@whelen.com

## **COLORADO, NEVADA (Northeast)**

**UTAH, WYOMING**  
**Rep Services, LLC**  
33990 County Road 27  
Kiowa, Colorado 80117  
(303) 840-7451 • Fax: (303) 805-0133  
e-mail: amsr19@whelen.com

## **DELAWARE, MARYLAND, NEW JERSEY, NEW YORK, PENNSYLVANIA, VIRGINIA, WASHINGTON D.C.**

**Fleet Reps, LLC**  
13225 Ferguson Valley Road  
Yeagertown, Pennsylvania 17099  
(302) 440-2190  
e-mail: amsr20@whelen.com

## **ILLINOIS, INDIANA, MICHIGAN**

**C. S. Trojan & Associates, Inc.**  
1375 Rickett Road  
Brighton, Michigan 48116  
(810) 227-7775 • Fax: (810) 227-9195  
e-mail: amsr22@whelen.com

## **ARIZONA, NEW MEXICO**

**Kent D. Bruce Company, LLC**  
P.O. Box 225  
Black Diamond, Washington 98010  
(480) 530-0910 • Fax: (360) 886-9411  
e-mail: amsr10@whelen.com

## **WHELEN FACTORY INQUIRY**

**Automotive Sales**  
e-mail: autosale@whelen.com

**Automotive Catalog**  
e-mail: catalog@whelen.com

**Customer Service**  
e-mail: custserv@whelen.com

## **CANADIAN INQUIRY**

### **CANADA: ALL TERRITORIES**

**Leslie and Associates**  
32 Steeles Avenue East, Unit 8  
Milton, Ontario, Canada L9T 5A1  
1-888-706-0160  
e-mail: amsr15@whelen.com

### **CARIBBEAN, CENTRAL & SOUTH AMERICA INQUIRY**

**Fred Villoria**  
1621 W. 25th Street #200  
San Pedro, California 90732  
(310) 230-5209  
e-mail: amsr49@whelen.com

### **MEXICO INQUIRY**

**ZABAI LLC**  
Ivan R. Lopez Zavala  
Alejandro Volta 10 Apart. 1001D,  
CDMX, 01330 Mexico  
(860) 819-6986  
e-mail: amsr50@whelen.com

### **MIDDLE EAST INQUIRY**

**TM Associates**  
4395 Centre Lake Drive  
Windsor, Ontario, Canada N9G 2X5  
(519) 563-9339  
e-mail: amsr26@whelen.com

### **INTERNATIONAL INQUIRY**

**Contact Factory**  
e-mail: autointl@whelen.com

**WHELEN**<sup>®</sup>  
MANUFACTURED IN AMERICA